Coilcraft®

Magnetics for RF, power, filter and data applications

www.coilcraft.com

May 2019

Contents

Common Mode EMI/RFI Filters
High-Speed Data Line EMI Chokes 49
Data Line EMI Chokes 48
Data / Power Line Common Mode EMI Chokes 50
Surface Mount Power Line Common Mode EMI Chokes 52
Through-Hole Power Line Common Mode EMI Chokes 52

RF Magnetics
Air Core Inductors 13
Chip Inductors 3
RFID Transponder Coils 15
Wideband Bias Chokes 15
Wideband RF Transformers 16

Dual Inductors for Class-D
Surface Mount Dual Inductors 44
Through-Hole Dual Inductors 44

Power Magnetics
Coupled Inductors 45
Shielded Surface Mount Inductors 18
Unshielded Surface Mount Inductors 37
Through-Hole Inductors 42

Designer's Kits 55

Part Number Index

Bold new product

0201AF 3
0201DS 3
0201HL 3
026011C 3
026011F 3
0302CS 4
0402AF 4
0402CS 4
0402CT 4
0402DC 5
0402DF 4
0402FL 6
0402HL 6
0402HP 6
0402PA 6
0403HQ 6
0603AF 7
0603CS 7
0603CT 7
0603HC 8
0603HL 8
0603HP 8
0603LS 8
0603USB 49
0604HQ 8
0805AF 9
0805CS 9
0805HP 9
0805HQ 10
0805HT 10
0805LS 10
0805USB 49
0805USBF 49
0805USBN 49
0806SQ 13
0807SQ 13
0906 14
0908SQ 13
1008AF 10
1008CS 10
1008CT 11
1008HQ 11
1008HT 11
1008LS 11
1010VS 14
1111SQ 13
1206CS 12
1206USB 49
1212VS 14
132-SM 14
1508 14
1515SQ 13
1606 14
1812CAN 48
1812CS 12
1812FS 12
1812LS 12
1812SMS 14
1812WBT 17
2014VS 14
2222SQ 13
2508 14
2929SQ 13
4308RV 15
4310LC 15
4312RV 15
4513TC 15
5315TC 15
A0xT 14
AGP2923 33
AGP4233 33
BxxT 14
BCL / BCR 15
BU 52
CD1479 52
CD1480 52
CE1755 52
CE1759 52
CE2439L 52
CF2638L 52
CF2805 52
CF3094 52
CG3333 52
CG3528 52
CG3885 52
CH4659 52
CJ5094 52
CJ5100 48
CM1394 49
CM6518 52
CMT 53
CQ7584 48
CR7856 48
CR7915 52
CV9172 52
DFT7160 48
DO1605T 37
DO1606T 38
DO1607B 40
DO1608C 39
DO1813H 40
DO3308P 39
DO3314 37
DO3316H 40
DO3316P 39
DO3316T 39
DO3340H 40
DO3340P 40
DO5010H 41
DO5022P 41
DO5040H 41
DR 43
DS1608B 36
EPL2010 19
EPL2014 19
EPL3010 19
EPL3012 19
EPL3015 19
GA309x 14
GA3416 44
HA403x 13
HA4158 44
JA4575 44
LPD3015 45,50
LPD4012 45,50
LPD5010 45,50
LPD5030 45,50
LPD6235 46
LPH8045 47
LPO2506 38
LPO3010 37
LPO3310 37
LPO4812 37
LPO4815 37
LPO6013 37
LPO6610 38
LPS/LPZ3008 24
LPS/LPZ3010 24
LPS/LPZ3015 24
LPS/LPZ3314 24
LPS/LPZ4012 24
LPS/LPZ4018 25
LPS/LPZ4414 25
LPS/LPZ5010 25
LPS/LPZ5015 25
LPS5030 26
LPS6225 26
LPS6235 26
LPS8045 26
M2022 48
ME3215 38
ME3220 38
MLC12xx 34
MLC15xx 34
MLC1770 34
MLC75xx 34
MOS6020 27
MSC1278 47
MSD1048 51
MSD1260 46,51
MSD1278 47,51
MSD1514 46,51
MSD1583 47,51
MSD7342 46,51
MSS1038 28
MSS1048 28
MSS1210 29
MSS1246 28
MSS1260 29
MSS1278 29
MSS1583 29
MSS5121 27
MSS5131 27
MSS6122 27
MSS6132 27
MSS7331 27
MSS7341 28
MSS7348 28
MVR 36
PA669x 13
PDLF 48
PFD2015 16,45,50
PFD3215 16,45,50
PFL1005 18
PFL1609 18
PFL2010 18
PFL2015 18
PFL2510 18
PFL2512 18
PFL3215 18
PFL4514 18
PFL4517 18
PTRF 48
PWB 16
RA6870 49
RA7231 44
RFB0807 44
RFB0810 44
RFB1010 44
RFC0807 42
RFC0810 43
RFC1010 43
RFS 42
SBU9 52
SD43 38
SD54 39
SER1052 30
SER1360 30
SER1390 30
SER14xx 30
SER1512 31
SER1590 31
SER20xx 31
SER2211 32
SER29xx 32
SER80xx 30
SLC1049 34
SLC1175 35
SLC1480 35
SLC7530 34
SLC7649 34
SLR1050 35
SLR1065 35
SLR1070 35
SLR1075 35
SLR1190 35
SLR7010 35
SPT 36
SWB 17
TA78xx 13
UA801x 44
VER2923 33
WA309x 14
WB 17
WBC 16
WBT 17
XAL1010 23
XAL1030 23
XAL1060 23
XAL1350 23
XAL1510 23
XAL1580 23
XAL40xx 22
XAL5020 22
XAL5030 22
XAL5050 22
XAL6020 22
XAL6030 22
XAL6060 22
XAL7020 22
XAL7030 22
XAL7050 22
XAL7070 23
XAL8050 23
XAL8080 23
XAR7030 22
XEL3515 20
XEL3520 20
XEL3530 20
XEL4012 21
XEL4014 21
XEL4020 21
XEL4030 21
XEL5020 21
XEL5030 21
XEL5050 21
XEL6030 21
XEL6060 21
XFL2005 19
XFL2006 19
XFL3010 20
XFL3012 20
XFL4012 20
XFL4015 20
XFL4020 20
XFL4030 20
XFL501x 20
XFL5030 20
XFL6012 20
XFL7015 20
XGL4020 22
XPL2010 19

Featured Products

XGL4020 Ultra-low DCR Power Inductors 22

- Lowest DCR currently offered in our 4020 size, with extremely low AC losses for a wide range of DC-DC converters (up to 5+ MHz)
- Twelve L values from 0.33 to 8.2 µH, with current ratings up to 15.2 Amps
- AEC-Q200 Grade 1 Qualified (–40°C to +125°C)

1812CANbus Common Mode Chokes 48



- Designed for noise suppression on CAN (1 Mbps) or CAN FD (5 Mbps) data lines
- Also suitable for the FlexRay® automotive bus system
- Inductance values from 11 to 100 µH
- 50% lower DCR and higher current handling than other CANbus chokes

XAL7050 Series High-current Molded Power Inductors 22

- High inductance – up to 47 µH
- Current ratings up to 5.5 Amps with soft saturation to withstand high current spikes
- AEC-Q200 Grade 1 (–40°C to +125°C)
- Composite construction minimizes audible buzzing

Wirewound Ferrite Beads



Coilcraft wirewound ferrite beads offer a high magnitude of attenuation across a wide frequency range. Choose from eleven families in standard package sizes from 0201 (0603) to 1812 (4532), all offering better attenuation and frequency performance than traditional thick-film chip ferrite beads.

Ferrite beads are used as low-pass filters to eliminate high-frequency noise while allowing low-frequency signals or DC current to pass through a circuit.

Learn more on page 54.

AEC-Q200 qualified products

are identified throughout the catalog with icons.

Q200 125° AEC-Q200 Grade 1 qualified

Q200 85° AEC-Q200 Grade 3 qualified

For additional information, please contact us for our *Magnetics for automotive electronics* brochure.

Chip Inductors

S-parameters & SPICE models
Available on our web site

Coilcraft chip inductors cover the range from 0.5 nH to 1,000 µH. All except the AF, DF, LS, 026011F and 0402FL Series are wound on ceramic bodies and offer exceptionally high SRFs, high Q and tight tolerances. Many parts are available with inductance tolerances as low as 1% at only a small premium. Coilcraft offers **Designer's Kits** that contain samples for prototyping. See page 55 or order on-line at **http://www.coilcraft.com/kits**.

0201DS (0603)

Part number	Inductance (nH)	Percent tolerance	SRF typ (GHz)	DCR max (Ohms)	Irms (mA)	1.7 GHz L typ	1.7 GHz Q typ
0201DS-0N5XKEW	0.5 @ 250 MHz	**10**	23.5	0.020	1250	0.49	43
0201DS-0N6XKEW	0.6 @ 250 MHz	**10**	24.5	0.030	1000	0.58	51
0201DS-1N2XJEW	1.2 @ 250 MHz	**5**	17.9	0.042	870	1.16	60
0201DS-1N3XJEW	1.3 @ 250 MHz	**5**	17.6	0.048	820	1.24	57
0201DS-1N4XJEW	1.4 @ 250 MHz	**5**	17.0	0.080	630	1.34	37
0201DS-1N5XJEW	1.5 @ 250 MHz	**5**	17.0	0.090	600	1.47	40
0201DS-2N2XJEW	2.2 @ 250 MHz	**5**	16.7	0.070	700	2.23	32
0201DS-2N3XJEW	2.3 @ 250 MHz	**5**	16.5	0.070	670	2.28	64
0201DS-2N4XJEW	2.4 @ 250 MHz	**5**	13.0	0.082	620	2.36	53
0201DS-2N5XJEW	2.5 @ 250 MHz	**5**	12.5	0.165	440	2.49	44
0201DS-3N3XJEW	3.3 @ 250 MHz	**5**	12.8	0.080	630	3.32	62
0201DS-3N4XJEW	3.4 @ 250 MHz	**5**	12.7	0.080	630	3.42	62
0201DS-3N5XJEW	3.5 @ 250 MHz	**5**	12.4	0.080	630	3.45	64
0201DS-3N6XJEW	3.6 @ 250 MHz	**5**	12.5	0.105	550	3.57	61
0201DS-3N7XJEW	3.7 @ 250 MHz	**5**	10.6	0.105	550	3.66	58
0201DS-3N8XJEW	3.8 @ 250 MHz	**5**	10.2	0.180	420	3.81	60
0201DS-3N9XJEW	3.9 @ 250 MHz	**5**	11.2	0.240	360	3.89	50
0201DS-4N8XJEW	4.8 @ 250 MHz	**5**	11.0	0.096	570	4.83	50
0201DS-4N9XJEW	4.9 @ 250 MHz	**5**	11.7	0.130	510	4.71	52
0201DS-5N0XJEW	5.0 @ 250 MHz	**5**	11.5	0.130	510	4.90	54
0201DS-5N1XJEW	5.1 @ 250 MHz	**5**	11.1	0.130	510	4.96	54
0201DS-5N2XJEW	5.2 @ 250 MHz	**5**	10.0	0.170	430	5.21	55
0201DS-5N3XJEW	5.3 @ 250 MHz	**5**	10.6	0.130	510	5.15	57
0201DS-5N4XJEW	5.4 @ 250 MHz	**5**	10.2	0.130	510	5.31	56
0201DS-5N5XJEW	5.5 @ 250 MHz	**5**	9.5	0.285	330	5.49	50
0201DS-6N7XJEW	6.7 @ 250 MHz	**5**	6.8	0.150	460	6.72	59
0201DS-6N8XJEW	6.8 @ 250 MHz	**5**	9.5	0.150	460	6.52	52
0201DS-6N9XJEW	6.9 @ 250 MHz	**5**	9.3	0.150	460	6.73	54
0201DS-7N0XJEW	7.0 @ 250 MHz	**5**	6.7	0.210	390	6.97	60
0201DS-7N1XJEW	7.1 @ 250 MHz	**5**	9.5	0.250	390	6.90	54
0201DS-7N2XJEW	7.2 @ 250 MHz	**5**	9.4	0.250	390	6.97	55
0201DS-7N3XJEW	7.3 @ 250 MHz	**5**	9.3	0.250	390	7.04	56
0201DS-7N4XJEW	7.4 @ 250 MHz	**5**	9.1	0.250	390	7.30	61
0201DS-7N5XJEW	7.5 @ 250 MHz	**5**	6.8	0.340	300	7.46	50
0201DS-7N6XJEW	7.6 @ 250 MHz	**5**	9.3	0.300	340	7.31	59
0201DS-7N7XJEW	7.7 @ 250 MHz	**5**	9.2	0.300	340	7.37	60
0201DS-7N8XJEW	7.8 @ 250 MHz	**5**	9.2	0.300	340	7.49	58
0201DS-7N9XJEW	7.9 @ 250 MHz	**5**	9.1	0.300	340	7.56	58
0201DS-8N0XJEW	8.0 @ 250 MHz	**5**	9.2	0.300	340	7.68	53
0201DS-8N1XJEW	8.1 @ 250 MHz	**5**	9.1	0.300	340	7.75	59
0201DS-8N2XJEW	8.2 @ 250 MHz	**5**	6.4	0.270	340	8.22	53
0201DS-8N3XJEW	8.3 @ 250 MHz	**5**	8.9	0.300	340	7.95	57
0201DS-8N4XJEW	8.4 @ 250 MHz	**5**	8.9	0.350	300	8.04	55
0201DS-8N5XJEW	8.5 @ 250 MHz	**5**	8.9	0.350	300	8.13	55
0201DS-8N7XJEW	8.7 @ 250 MHz	**5**	6.3	0.350	300	8.74	59
0201DS-9N0XJEW	9.0 @ 250 MHz	**5**	6.4	0.350	300	9.04	63
0201DS-9N4XJEW	9.4 @ 250 MHz	**5**	6.4	0.400	280	9.39	51
0201DS-9N6XJEW	9.6 @ 250 MHz	**5**	6.2	0.400	280	9.64	53
0201DS-11NXJEW	11.0 @ 250 MHz	**5**	5.7	0.400	280	11.15	62
0201DS-12NXJEW	12.0 @ 250 MHz	**5**	5.6	0.360	300	12.20	56
0201DS-13NXJEW	13.0 @ 250 MHz	**5**	6.7	0.440	270	13.22	52
0201DS-14NXJEW	14.0 @ 250 MHz	**5**	5.1	0.440	270	14.37	51

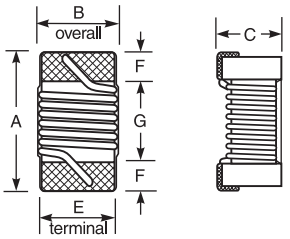

Dimensions (inches *mm*)

Series	A max	B max	C max	E	F	G
0201AF	0.023 *0,58*	0.014 *0,36*	0.018 *0,46*	0.014 *0,36*	0.004 *0,10*	0.015 *0,38*
0201DS	0.023 *0,58*	0.018 *0,46*	0.0177 *0,45*	0.015 *0,38*	0.004 *0,10*	0.015 *0,38*
0201HL	0.023 *0,58*	0.018 *0,46*	0.018 *0,46*	0.015 *0,38*	0.004 *0,10*	0.005 *0,46*
026011C	0.030 *0,76*	0.013 – 0.015 *0.330 – 0.38*	0.022 *0,55*	0.011 *0,28*	0.004 *0,10*	0.022 *0,55*
026011F	0.030 *0,76*	0.013 – 0.015 *0.330 – 0.38*	0.022 *0,55*	0.011 *0,28*	0.005 *0,13*	0.020 *0,50*

Which chip inductor family should you use?

	Ceramic (SUFFIX, BODY SIZE)				Ferrite (SUFFIX, BODY SIZE)		
Highest Q	**DC** 0402	**HP** 0402-0805	**HQ** 0403-1008	**CS** 0402-1812	**LS** 0603-1812		
Lowest DCR	**DC** 0402	**HP** 0402-0805	**DS** 0201		**DF** 0402	**AF** 0201-1008	**LS** 0603-1812
Highest current	**HP** 0402-0805	**PA** 0402	**HC** 0603		**DF** 0402	**AF** 0201-1008	**LS** 0603-1812
Highest L	**HL** 0201-0603				**DF** 0402	**LS** 0603-1812	

0201AF (0603) High L Ferrite

Part number	Inductance ±5% (nH)	Impedance typ (Ohms) 900 MHz	Impedance typ (Ohms) 1.7 GHz	SRF typ (MHz)	DCR max (Ohms)	Irms (mA)
0201AF-330XKRW	33@7.9MHz	170	345	3400	0.150	340
0201AF-510XKRW	51@7.9MHz	255	480	2900	0.300	280
0201AF-680XKRW	68@7.9MHz	350	750	2600	0.330	220
0201AF-910XKRW	91@7.9MHz	425	830	2350	0.370	200
0201AF-111XKRW	110@7.9MHz	625	1560	2100	0.480	170
0201AF-141XKRW	140@7.9MHz	680	1380	2000	0.650	160
0201AF-171XKRW	170@7.9MHz	890	1910	1850	0.860	140
0201AF-201XKRW	200@7.9MHz	1130	2620	1700	1.250	110

0201HL (0603) High L

Part number	Inductance ±5% (nH)	SRF typ (GHz)	DCR max (Ohms)	Irms (mA)	1.7 GHz L typ	1.7 GHz Q typ
0201HL-22NXJRW	22 @ 250 MHz	4.35	0.75	140	22.7	52
0201HL-24NXJRW	24 @ 250 MHz	4.35	0.93	130	24.9	53
0201HL-27NXJRW	27 @ 250 MHz	3.95	1.03	125	28.2	47
0201HL-33NXJRW	33 @ 250 MHz	3.70	1.14	120	35.4	45
0201HL-39NXJRW	39 @ 250 MHz	3.45	1.55	100	42.7	43
0201HL-47NXJRW	47 @ 250 MHz	3.25	1.70	95	52.8	43
0201HL-51NXJRW	51 @ 250 MHz	3.45	1.85	90	58.3	44

026011C

Part number	Inductance ±5% (nH)	SRF typ (GHz)	DCR max (Ohms)	Irms (mA)	1.7 GHz L typ	1.7 GHz Q typ
026011C-N75XJRY	0.75 @ 250 MHz	34.0	0.060	850	0.73	54
026011C-1N7XJRY	1.7 @ 250 MHz	34.0	0.060	850	1.67	60
026011C-3N0XJRY	3.0 @ 250 MHz	13.7	0.083	610	2.95	66
026011C-4N7XJRY	4.7 @ 250 MHz	11.6	0.110	520	4.63	69
026011C-5N1XJRY	5.1 @ 250 MHz	10.3	0.005	540	10.3	120
026011C-5N6XJRY	5.6 @ 250 MHz	9.60	0.130	470	5.57	65
026011C-6N2XJRY	6.2 @ 250 MHz	9.90	0.130	470	6.14	66
026011C-6N8XJRY	6.8 @ 250 MHz	8.70	0.135	460	6.77	68
026011C-7N5XJRY	7.5 @ 250 MHz	8.55	0.155	430	7.48	66
026011C-8N2XJRY	8.2 @ 250 MHz	7.75	0.240	360	8.18	67
026011C-9N0XJRY	9 @ 250 MHz	8.00	0.155	440	8.97	68
026011C-10NXJRY	10 @ 250 MHz	7.50	0.190	390	10.0	67
026011C-11NXJRY	11 @ 250 MHz	6.60	0.280	320	11.1	61
026011C-12NXJRY	12 @ 250 MHz	6.25	0.370	260	11.2	58
026011C-15NXJRY	15 @ 250 MHz	5.15	0.415	260	15.4	57
026011C-16NXJRY	16 @ 250 MHz	5.45	0.315	300	16.5	58
026011C-18NXJRY	18 @ 250 MHz	4.75	0.460	250	18.7	58
026011C-20NXJRY	20 @ 250 MHz	5.10	0.420	260	20.7	57
026011C-22NXJRY	22 @ 250 MHz	4.67	0.540	240	22.8	59
026011C-24NXJRY	24 @ 250 MHz	4.50	0.460	250	24.9	64
026011C-27NXJRY	27 @ 250 MHz	4.30	0.505	240	27.9	64
026011C-30NXJRY	30 @ 250 MHz	4.35	0.800	190	31.7	56
026011C-33NXJRY	33 @ 250 MHz	4.00	0.710	200	35.7	52
026011C-36NXJRY	36 @ 250 MHz	3.89	1.08	160	39.0	51
026011C-39NXJRY	39 @ 250 MHz	3.75	1.00	175	42.0	51
026011C-43NXJRY	43 @ 250 MHz	3.55	1.00	170	47.4	48
026011C-56NXJRY	56 @ 250 MHz	3.20	1.46	140	60.6	63
026011C-68NXJRY	68 @ 250 MHz	2.85	1.92	120	81.5	42
026011C-75NXJRY	75 @ 250 MHz	2.75	2.60	100	—	—

026011F High L Ferrite

Part number	Inductance ±5% (nH)	Impedance typ (Ohms) 900 MHz	Impedance typ (Ohms) 1.7 GHz	SRF typ (MHz)	DCR max (Ohms)	Irms (mA)
026011F-270XJRY	27 @ 7.9 MHz	135	260	3900	0.110	480
026011F-720XJRY	72 @ 7.9 MHz	380	750	2600	0.400	210
026011F-101XJRY	100 @ 7.9 MHz	470	900	2300	0.500	200
026011F-151XJRY	150 @ 7.9 MHz	850	1900	1800	0.600	190
026011F-271XJRY	270 @ 7.9 MHz	1500	4700	1600	1.15	130
026011F-431XJRY	430 @ 7.9 MHz	2700	8600	1100	1.85	100
026011F-561XJRY	560 @ 7.9 MHz	4500	7500	1000	2.80	90

0302CS (0805)

Part number	Inductance (nH)	Percent tolerance	SRF typ (GHz)	DCR max (Ohms)	Irms (mA)	1.7 GHz L typ	1.7 GHz Q typ
0302CS-N67XKEW	0.67 @ 250 MHz	**10**	>26	0.021	1600	0.66	56
0302CS-1N7XJEW	1.7 @ 250 MHz	**5**	16.14	0.038	1140	1.7	78
0302CS-1N9XJEW	1.9 @ 250 MHz	**5**	16.06	0.065	910	1.9	65
0302CS-2N1XJEW	2.1 @ 250 MHz	**5**	15.94	0.082	830	2.1	57
0302CS-3N0XJEW	3.0 @ 250 MHz	**5**	15.10	0.060	950	3.0	92
0302CS-3N3XJEW	3.3 @ 250 MHz	**5**	11.50	0.060	950	3.3	88
0302CS-3N5XJEW	3.5 @ 250 MHz	**5**	11.53	0.070	870	3.5	84
0302CS-3N8XJEW	3.8 @ 250 MHz	**5**	10.67	0.090	830	3.8	89
0302CS-4N0XJEW	4.0 @ 250 MHz	**5**	11.21	0.100	760	4.0	80
0302CS-4N7XJEW	4.7 @ 250 MHz	**5**	12.07	0.074	830	4.6	88
0302CS-5N1XJEW	5.1 @ 250 MHz	**5**	9.65	0.074	830	5.1	92
0302CS-5N6XJEW	5.6 @ 250 MHz	**5**	6.40	0.120	730	5.5	71
0302CS-6N0XJEW	6.0 @ 250 MHz	**5**	8.60	0.140	700	6.0	82
0302CS-6N3XJEW	6.3 @ 250 MHz	**5**	9.34	0.155	620	6.3	80
0302CS-6N5XJEW	6.5 @ 250 MHz	**5**	8.19	0.200	620	6.5	80
0302CS-7N0XJEW	7.0 @ 250 MHz	**5**	8.50	0.103	760	7.1	84
0302CS-7N2XJEW	7.2 @ 250 MHz	**5**	9.12	0.112	690	7.2	82
0302CS-7N4XJEW	7.4 @ 250 MHz	**5**	7.98	0.112	690	7.4	82
0302CS-8N3XJEW	8.3 @ 250 MHz	**5**	8.19	0.150	590	8.3	80
0302CS-9N2XJEW	9.2 @ 250 MHz	**5**	7.92	0.115	690	7.92	83
0302CS-10NXJEW	10.0 @ 250 MHz	**5**	7.45	0.140	620	7.45	91
0302CS-11NXJEW	11.0 @ 250 MHz	**5**	6.85	0.210	590	6.85	83
0302CS-12NXJEW	12.0 @ 250 MHz	**5**	6.86	0.170	560	6.86	88
0302CS-13NXJEW	13.0 @ 250 MHz	**5**	6.94	0.230	480	6.94	83
0302CS-15NXJEW	15.0 @ 250 MHz	**5**	6.20	0.174	560	6.20	84
0302CS-16NXJEW	16.0 @ 250 MHz	**5**	6.13	0.210	480	6.13	85
0302CS-17NXJEW	17.0 @ 250 MHz	**5**	6.26	0.280	440	6.26	82
0302CS-18NXJEW	18.0 @ 250 MHz	**5**	6.03	0.350	390	6.03	80
0302CS-19NXJEW	19.0 @ 250 MHz	**5**	5.79	0.260	480	5.79	85
0302CS-20NXJEW	20.0 @ 250 MHz	**5**	5.68	0.300	430	5.68	88
0302CS-21NXJEW	21.0 @ 250 MHz	**5**	5.16	0.370	370	5.16	82
0302CS-22NXJEW	22.0 @ 250 MHz	**5**	4.95	0.420	340	4.95	79
0302CS-23NXJEW	23.5 @ 250 MHz	**5**	5.18	0.400	430	5.18	84
0302CS-29NXJEW	29.0 @ 250 MHz	**5**	4.83	0.470	330	4.83	75
0302CS-34NXJEW	34.0 @ 250 MHz	**5**	4.45	0.530	310	4.45	78

0402AF (1005) High L Ferrite

Part number	Inductance ±5% (nH)	SRF typ (GHz)	DCR max (Ohms)	Irms (mA)
0402AF-200XJLW	20 @7.9 MHz	2.60	0.050	1600
0402AF-220XJLW	22 @7.9 MHz	2.50	0.065	1300
0402AF-330XJLW	33 @7.9 MHz	2.30	0.060	1400
0402AF-360XJLW	36 @7.9 MHz	2.30	0.075	1300
0402AF-390XJLW	39 @7.9 MHz	2.20	0.115	830
0402AF-510XJLW	51 @7.9 MHz	1.93	0.070	1100
0402AF-560XJLW	56 @7.9 MHz	1.90	0.095	1000
0402AF-720XJLW	72 @7.9 MHz	1.65	0.100	1000
0402AF-780XJLW	78 @7.9 MHz	1.60	0.130	970
0402AF-101XJLW	100 @7.9 MHz	1.40	0.160	900
0402AF-141XJLW	140 @7.9 MHz	1.22	0.260	630
0402AF-181XJLW	180 @7.9 MHz	1.15	0.280	560
0402AF-201XJLW	200 @7.9 MHz	1.00	0.440	400
0402AF-221XJLW	220 @7.9 MHz	1.15	0.530	380
0402AF-251XJLW	250 @7.9 MHz	0.90	0.360	520
0402AF-271XJLW	270 @7.9 MHz	0.86	0.550	360
0402AF-301XJLW	300 @7.9 MHz	0.86	0.410	420
0402AF-331XJLW	330 @7.9 MHz	0.82	0.560	350
0402AF-361XJLW	360 @7.9 MHz	0.81	0.575	360
0402AF-391XJLW	390 @7.9 MHz	0.76	0.750	300
0402AF-421XJLW	420 @7.9 MHz	0.70	0.700	340
0402AF-471XJLW	470 @7.9 MHz	0.65	0.730	310
0402AF-561XJLW	560 @7.9 MHz	0.60	0.920	200

0402CT (1005) Low Profile

NEW!

Part number	Inductance (nH)	Percent tolerance*	SRF typ (GHz)	DCR max (mOhms)	Irms (mA)	1.7 GHz Q typ
0402CT-1N2X_RW	1.2 @ 250 MHz	**5**	27.5	35	2300	47
0402CT-2N0X_RW	2 @ 250 MHz	**5**,3,**2**	21.5	40	2200	56
0402CT-3N0X_RW	3 @ 250 MHz	**5**,3,**2**	17.5	50	1900	60
0402CT-3N9X_RW	3.9 @ 250 MHz	**5**,3,**2**	13.5	70	1600	66
0402CT-4N7X_RW	4.7 @ 250 MHz	**5**,3,**2**	12.5	60	1700	59
0402CT-5N6X_RW	5.6 @ 250 MHz	**5**,3,**2**	11	80	1400	68
0402CT-6N8X_RW	6.8 @ 250 MHz	**5**,3,**2**	9.5	70	1600	68
0402CT-7N5X_RW	7.5 @ 250 MHz	**5**,3,**2**	10.5	80	1500	66
0402CT-8N2X_RW	8.2 @ 250 MHz	**5**,3,**2**	9.5	80	1500	68
0402CT-9N0X_RW	9 @ 250 MHz	**5**,3,**2**	8.35	100	1300	68
0402CT-9N5X_RW	9.5 @ 250 MHz	**5**,3,**2**	7.8	100	1300	64
0402CT-10NX_RW	10 @ 250 MHz	**5**,3,**2**	7.25	110	1200	61
0402CT-12NX_RW	12 @ 250 MHz	**5**,3,**2**	6.75	135	1100	60
0402CT-15NX_RW	15 @ 250 MHz	**5**,3,**2**	6.5	150	1100	63
0402CT-16NX_RW	16 @ 250 MHz	**5**,3,**2**	6.35	165	1000	58
0402CT-18NX_RW	18 @ 250 MHz	**5**,3,**2**	5.9	240	1000	59
0402CT-20NX_RW	20 @ 250 MHz	**5**,3,**2**	5.7	300	900	57
0402CT-22NX_RW	22 @ 250 MHz	**5**,3,**2**	5.25	260	810	56
0402CT-27NX_RW	27 @ 250 MHz	**5**,3,**2**	4.85	360	660	55
0402CT-33NX_RW	33 @ 250 MHz	**5**,3,**2**	4.6	400	610	56
0402CT-39NX_RW	39 @ 250 MHz	**5**,3,**2**	4.25	825	430	58
0402CT-47NX_RW	47 @ 250 MHz	**5**,3,**2**	3.9	900	400	49
0402CT-56NX_RW	56 @ 250 MHz	**5**,3,**2**	3.7	1250	340	53

Q200 125°

0402CS (1005)

Part number	Inductance (nH)	Percent tolerance*	SRF min (GHz)	DCR max (Ohms)	Irms (mA)	1.7 GHz L typ	1.7 GHz Q typ
0402CS-1N0XJEW	1.0 @ 250 MHz	**5**	12.70	0.045	1360	1.02	69
0402CS-1N2XJEW	1.2 @ 250 MHz	**5**	12.90	0.090	740	1.17	38
0402CS-1N8X_EW	1.8 @ 250 MHz	**5**,3,**2**	12.00	0.070	1040	1.78	75
0402CS-1N9X_EW	1.9 @ 250 MHz	**5**,3,**2**	11.30	0.070	1040	1.74	82
0402CS-2N0X_EW	2.0 @ 250 MHz	**5**,3,**2**	11.10	0.070	1040	1.93	75
0402CS-2N2X_EW	2.2 @ 250 MHz	**5**,3,**2**	10.80	0.070	960	2.23	100
0402CS-2N4X_EW	2.4 @ 250 MHz	**5**,3,**2**	10.50	0.068	790	2.27	68
0402CS-2N7X_EW	2.7 @ 250 MHz	**5**,3,**2**	10.40	0.120	640	2.60	61
0402CS-3N3X_EW	3.3 @ 250 MHz	**5**,3,**2**	7.00	0.066	840	3.12	87
0402CS-3N6X_EW	3.6 @ 250 MHz	**5**,3,**2**	6.80	0.066	840	3.62	71
0402CS-3N9X_EW	3.9 @ 250 MHz	**5**,3,**2**	6.00	0.066	840	4.00	75
0402CS-4N3X_EW	4.3 @ 250 MHz	**5**,3,**2**	6.00	0.091	700	4.30	71
0402CS-4N7X_EW	4.7 @ 250 MHz	**5**,3,**2**	4.77	0.130	640	4.68	68
0402CS-5N1X_EW	5.1 @ 250 MHz	**5**,3,**2**	4.80	0.083	800	5.25	82
0402CS-5N6X_EW	5.6 @ 250 MHz	**5**,3,**2**	4.80	0.083	760	5.28	81
0402CS-6N2X_EW	6.2 @ 250 MHz	**5**,3,**2**	4.80	0.083	760	6.37	76
0402CS-6N8X_EW	6.8 @ 250 MHz	**5**,3,**2**	4.80	0.083	680	6.93	78
0402CS-7N5X_EW	7.5 @ 250 MHz	**5**,3,**2**	4.80	0.10	680	8.22	88
0402CS-8N2X_EW	8.2 @ 250 MHz	**5**,3,**2**	4.40	0.10	680	8.85	84
0402CS-8N7X_EW	8.7 @ 250 MHz	**5**,3,**2**	4.10	0.20	480	9.21	73
0402CS-9N0X_EW	9.0 @ 250 MHz	**5**,3,**2**	4.16	0.10	680	9.53	78
0402CS-9N5X_EW	9.5 @ 250 MHz	**5**,3,**2**	4.00	0.20	480	9.98	69
0402CS-10NX_EW	10 @ 250 MHz	**5**,3,**2**	3.90	0.20	480	10.10	67
0402CS-11NX_EW	11 @ 250 MHz	**5**,3,**2**	3.68	0.12	640	11.20	78
0402CS-12NX_EW	12 @ 250 MHz	**5**,3,**2**	3.60	0.12	640	12.70	71
0402CS-13NX_EW	13 @ 250 MHz	**5**,3,**2**	3.45	0.21	440	14.63	57
0402CS-15NX_EW	15 @ 250 MHz	**5**,3,**2**	3.28	0.17	560	15.50	77
0402CS-16NX_EW	16 @ 250 MHz	**5**,3,**2**	3.10	0.22	560	18.86	47
0402CS-18NX_EW	18 @ 250 MHz	**5**,3,**2**	3.10	0.23	420	20.28	62
0402CS-19NX_EW	19 @ 250 MHz	**5**,3,**2**	3.04	0.20	480	21.10	67
0402CS-20NX_EW	20 @ 250 MHz	**5**,3,**2**	3.00	0.25	420	23.66	53
0402CS-22NX_EW	22 @ 250 MHz	**5**,3,**2**	2.80	0.30	400	26.75	53
0402CS-23NX_EW	23 @ 250 MHz	**5**,3,**2**	2.72	0.30	400	26.90	64
0402CS-24NX_EW	24 @ 250 MHz	**5**,3,**2**	2.70	0.30	400	29.50	50
0402CS-27NX_EW	27 @ 250 MHz	**5**,3,**2**	2.48	0.30	400	33.50	63
0402CS-30NX_EW	30 @ 250 MHz	**5**,3,**2**	2.35	0.30	400	38.50	39
0402CS-33NX_EW	33 @ 250 MHz	**5**,3,**2**	2.35	0.30	400	41.74	32
0402CS-36NX_EW	36 @ 250 MHz	**5**,3,**2**	2.32	0.44	320	48.40	53
0402CS-39NX_EW	39 @ 250 MHz	**5**,3,**2**	2.10	0.55	200	50.23	45
0402CS-40NX_EW	40 @ 250 MHz	**5**,3,**2**	2.24	0.44	320	47.40	33
0402CS-43NX_EW	43 @ 250 MHz	**5**,3,**2**	2.03	0.81	100	61.55	34
0402CS-47NX_EW	47 @ 250 MHz	**5**,3,**2**	2.10	0.83	150	—	—
0402CS-51NX_EW	51 @ 250 MHz	**5**,3,**2**	1.75	0.82	100	—	—
0402CS-56NX_EW	56 @ 250 MHz	**5**,3,**2**	1.76	0.97	100	—	—
0402CS-68NX_EW	68 @ 250 MHz	**5**,3,**2**	1.62	1.12	100	—	—
0402CS-82NX_EW	82 @ 250 MHz	**5**,3,**2**	1.26	1.55	50	—	—
0402CS-R10X_EW	100 @ 250 MHz	**5**,3,**2**	1.16	2.00	30	—	—
0402CS-R12XJEW	120 @ 250 MHz	**5**,3,2	1.10	2.20	50	—	—

0402DF (1005) High L Ferrite

Part number	Inductance ±5% (nH)	Impedance typ (Ohms) 900 MHz	Impedance typ (Ohms) 1.7 GHz	SRF typ (MHz)	DCR max (Ohms)	Irms (mA)
0402DF-200XJRW	20@7.9MHz	90	150	2950	0.049	1400
0402DF-360XJRW	36@7.9MHz	150	250	2400	0.055	1300
0402DF-560XJRW	56@7.9MHz	250	480	2200	0.061	1200
0402DF-770XJRW	77@7.9MHz	350	580	2050	0.072	1100
0402DF-900XJRW	90@7.9MHz	400	600	2300	0.079	1000
0402DF-101XJRW	105@7.9MHz	530	1000	1660	0.104	850
0402DF-121XJRW	120@7.9MHz	515	900	2000	0.090	950
0402DF-141XJRW	140@7.9MHz	650	1075	1450	0.141	750
0402DF-151XJRW	150@7.9MHz	700	1170	1800	0.130	830
0402DF-181XJRW	180@7.9MHz	850	1460	1680	0.172	730
0402DF-221XJRW	220@7.9MHz	1100	2050	1560	0.240	600
0402DF-271XJRW	270@7.9MHz	1300	2150	1480	0.265	590
0402DF-301XJRW	300@7.9MHz	1725	2630	1400	0.340	490
0402DF-331XJRW	330@7.9MHz	2100	2750	1340	0.435	430
0402DF-361XJRW	360@7.9MHz	2150	3100	1200	0.475	420
0402DF-421XJRW	420@7.9MHz	2175	3350	1100	0.510	400
0402DF-471XJRW	470@7.9MHz	2550	3670	1070	0.670	340
0402DF-531XJRW	530@7.9MHz	3950	3050	1000	0.715	330
0402DF-591XJRW	590@7.9MHz	4770	3090	960	0.780	320
0402DF-701XJRW	700@7.9MHz	5750	1830	600	1.30	230
0402DF-771XJRW	770@7.9MHz	4900	1800	585	1.35	220
0402DF-901XJRW	900@7.9MHz	7130	4470	760	1.50	230
0402DF-102XJRW	1000@7.9MHz	280	180	235	1.05	190
0402DF-222XJRW	2200@7.9MHz	200	120	125	1.80	170
0402DF-332XJRW	3300@7.9MHz	160	80	80	2.20	150

* Bold numbers indicate tolerances carried in stock. When ordering, please replace underscore in part number with the proper tolerance code: G = 2%, H = 3%, J = 5%. (e.g. 0402CS-2N4X**G**LW for a 2% tolerance part.)

0402DC (1005) High Q

NEW!

Part number	Inductance (nH)	Percent tolerance*	SRF typ (GHz)	DCR max (mOhms)	Irms (mA)	1.7 GHz Q typ
0402DC-N80X_RW	0.8 @ 250 MHz	5,3,**2**	28.8	25	2800	62
0402DC-N90X_RW	0.9 @ 250 MHz	**5**,3,**2**	27.0	30	2300	65
0402DC-1N0X_RW	1 @ 250 MHz	**5**,3,**2**	26.2	45	1700	66
0402DC-1N2X_RW	1.2 @ 250 MHz	**5**,3,**2**	25.2	125	980	40
0402DC-1N7X_RW	1.7 @ 250 MHz	**5**,3,2	18.0	35	2100	82
0402DC-1N8X_RW	1.8 @ 250 MHz	**5**,3,**2**	17.0	35	2100	81
0402DC-1N9X_RW	1.9 @ 250 MHz	**5**,3,**2**	16.8	35	2000	103
0402DC-2N0X_RW	2 @ 250 MHz	**5**,3,**2**	15.6	35	2000	93
0402DC-2N1X_RW	2.1 @ 250 MHz	**5**,3,**2**	15.8	48	1700	72
0402DC-2N2X_RW	2.2 @ 250 MHz	**5**,3,2	16.0	90	1200	65
0402DC-2N3X_RW	2.3 @ 250 MHz	**5**,3,**2**	15.8	110	1000	64
0402DC-2N4X_RW	2.4 @ 250 MHz	**5**,3,**2**	16.1	170	850	60
0402DC-2N5X_RW	2.5 @ 250 MHz	**5**,3,**2**	16.0	210	750	45
0402DC-2N8X_RW	2.8 @ 250 MHz	5,3,2	16.8	37	2100	86
0402DC-2N9X_RW	2.9 @ 250 MHz	5,3,2	16.29	37	2100	89
0402DC-3N0X_RW	3.0 @ 250 MHz	**5**,3,**2**	15.78	37	2100	92
0402DC-3N1X_RW	3.1 @ 250 MHz	5,3,2	15.26	37	2100	100
0402DC-3N2X_RW	3.2 @ 250 MHz	5,3,2	14.75	37	2100	108
0402DC-3N3X_RW	3.3 @ 250 MHz	**5**,3,**2**	14.24	37	2100	116
0402DC-3N4X_RW	3.4 @ 250 MHz	5,3,2	13.73	46	2050	108
0402DC-3N5X_RW	3.5 @ 250 MHz	5,3,2	13.71	46	2050	110
0402DC-3N6X_RW	3.6 @ 250 MHz	**5**,3,**2**	13.45	46	2050	112
0402DC-3N7X_RW	3.7 @ 250 MHz	5,3,2	13.18	46	2050	112
0402DC-3N8X_RW	3.8 @ 250 MHz	5,3,2	12.92	46	2050	113
0402DC-3N9X_RW	3.9 @ 250 MHz	**5**,3,**2**	12.65	46	2050	114
0402DC-4N0X_RW	4.0 @ 250 MHz	5,3,2	12.39	46	2050	114
0402DC-4N1X_RW	4.1 @ 250 MHz	5,3,2	12.13	46	2050	115
0402DC-4N2X_RW	4.2 @ 250 MHz	5,3,2	11.87	46	2050	116
0402DC-4N3X_RW	4.3 @ 250 MHz	**5**,3,**2**	13.8	48	1850	100
0402DC-4N4X_RW	4.4 @ 250 MHz	5,3,2	13.55	48	1850	102
0402DC-4N5X_RW	4.5 @ 250 MHz	5,3,2	13.28	48	1850	104
0402DC-4N6X_RW	4.6 @ 250 MHz	5,3,2	13.0	48	1850	106
0402DC-4N7X_RW	4.7 @ 250 MHz	**5**,3,**2**	12.7	48	1850	108
0402DC-4N8X_RW	4.8 @ 250 MHz	5,3,2	12.45	48	1850	109
0402DC-4N9X_RW	4.9 @ 250 MHz	5,3,2	12.3	48	1850	110
0402DC-5N0X_RW	5 @ 250 MHz	5,3,2	12.15	48	1850	111
0402DC-5N1X_RW	5.1 @ 250 MHz	5,3,2	12.0	48	1850	111
0402DC-5N2X_RW	5.2 @ 250 MHz	5,3,2	11.9	48	1850	112
0402DC-5N3X_RW	5.3 @ 250 MHz	5,3,2	11.9	57	1800	110
0402DC-5N4X_RW	5.4 @ 250 MHz	5,3,2	11.6	57	1800	111
0402DC-5N5X_RW	5.5 @ 250 MHz	5,3,2	11.3	57	1800	111
0402DC-5N6X_RW	5.6 @ 250 MHz	**5**,3,**2**	11.0	57	1800	112
0402DC-5N7X_RW	5.7 @ 250 MHz	5,3,2	12.7	57	1800	112
0402DC-5N8X_RW	5.8 @ 250 MHz	5,3,2	12.4	57	1800	112
0402DC-5N9X_RW	5.9 @ 250 MHz	5,3,2	12.1	57	1800	112
0402DC-6N0X_RW	6 @ 250 MHz	5,3,2	9.8	57	1800	112
0402DC-6N1X_RW	6.1 @ 250 MHz	5,3,2	9.5	57	1800	112
0402DC-6N2X_RW	6.2 @ 250 MHz	**5**,3,**2**	9.2	57	1800	112
0402DC-6N3X_RW	6.3 @ 250 MHz	5,3,2	8.9	57	1800	113
0402DC-6N4X_RW	6.4 @ 250 MHz	5,3,2	8.6	57	1800	113
0402DC-6N5X_RW	6.5 @ 250 MHz	5,3,2	8.3	57	1800	114
0402DC-6N6X_RW	6.6 @ 250 MHz	5,3,2	10.65	63	1650	109
0402DC-6N7X_RW	6.7 @ 250 MHz	5,3,2	10.4	63	1650	109
0402DC-6N8X_RW	6.8 @ 250 MHz	**5**,3,**2**	10.15	63	1650	110
0402DC-6N9X_RW	6.9 @ 250 MHz	5,3,2	9.9	63	1650	110
0402DC-7N0X_RW	7 @ 250 MHz	5,3,2	9.65	63	1650	110
0402DC-7N1X_RW	7.1 @ 250 MHz	5,3,2	9.4	63	1650	110
0402DC-7N2X_RW	7.2 @ 250 MHz	5,3,2	9.15	63	1650	111
0402DC-7N3X_RW	7.3 @ 250 MHz	5,3,2	8.9	63	1650	111
0402DC-7N4X_RW	7.4 @ 250 MHz	5,3,2	8.65	63	1650	111
0402DC-7N5X_RW	7.5 @ 250 MHz	5,3,2	8.4	63	1650	112
0402DC-7N6X_RW	7.6 @ 250 MHz	5,3,2	8.15	63	1650	113
0402DC-7N7X_RW	7.7 @ 250 MHz	5,3,2	9.0	70	1600	109
0402DC-7N8X_RW	7.8 @ 250 MHz	5,3,2	8.87	70	1600	110
0402DC-7N9X_RW	7.9 @ 250 MHz	5,3,2	8.74	70	1600	110
0402DC-8N0X_RW	8 @ 250 MHz	5,3,2	8.6	70	1600	111
0402DC-8N1X_RW	8.1 @ 250 MHz	5,3,2	8.47	70	1600	112
0402DC-8N2X_RW	8.2 @ 250 MHz	**5**,3,**2**	8.33	70	1600	113
0402DC-8N3X_RW	8.3 @ 250 MHz	5,3,2	8.21	70	1600	113
0402DC-8N4X_RW	8.4 @ 250 MHz	5,3,2	8.07	70	1600	114
0402DC-8N5X_RW	8.5 @ 250 MHz	5,3,2	7.94	70	1600	115
0402DC-8N6X_RW	8.6 @ 250 MHz	5,3,2	7.81	70	1600	115
0402DC-8N7X_RW	8.7 @ 250 MHz	5,3,2	7.68	70	1600	116
0402DC-8N8X_RW	8.8 @ 250 MHz	5,3,2	7.54	70	1600	116
0402DC-8N9X_RW	8.9 @ 250 MHz	5,3,2	7.41	70	1600	117
0402DC-9N0X_RW	9.0 @ 250 MHz	5,3,2	7.28	70	1600	117
0402DC-9N1X_RW	9.1 @ 250 MHz	5,3,2	7.15	70	1600	118
0402DC-9N2X_RW	9.2 @ 250 MHz	5,3,2	7.01	70	1600	118
0402DC-9N3X_RW	9.3 @ 250 MHz	5,3,2	8.24	73	1500	105
0402DC-9N4X_RW	9.4 @ 250 MHz	5,3,2	8.12	73	1400	106
0402DC-9N5X_RW	9.5 @ 250 MHz	5,3,2	8.0	73	1400	108
0402DC-9N6X_RW	9.6 @ 250 MHz	5,3,2	7.88	73	1400	109
0402DC-9N7X_RW	9.7 @ 250 MHz	5,3,2	7.75	73	1400	110
0402DC-9N8X_RW	9.8 @ 250 MHz	5,3,2	7.63	73	1400	112
0402DC-9N9X_RW	9.9 @ 250 MHz	5,3,2	7.51	73	1400	113
0402DC-10NX_RW	10 @ 250 MHz	5,3,2	7.39	73	1500	113
0402DC-11NX_RW	11 @ 250 MHz	5,3,2	5.28	78.2	1450	100
0402DC-12NX_RW	12 @ 250 MHz	**5**,3,**2**	6.59	81.3	1450	98
0402DC-15NX_RW	15 @ 250 MHz	**5**,3,**2**	6.2	115	1200	100
0402DC-16NX_RW	16 @ 250 MHz	5,3,2	5.95	120	1200	97

additional values in next column

0402DC (continued)

NEW!

Part number	Inductance (nH)	Percent tolerance*	SRF typ (GHz)	DCR max (mOhms)	Irms (mA)	1.7 GHz Q typ
0402DC-18NX_RW	18 @ 250 MHz	**5**,3,**2**	5.59	137.9	1100	95
0402DC-20NX_RW	20 @ 250 MHz	5,3,2	5.11	162.7	1000	90
0402DC-22NX_RW	22 @ 250 MHz	**5**,3,**2**	4.95	190	970	88
0402DC-23NX_RW	23 @ 250 MHz	5,3,2	4.98	176.5	970	89
0402DC-24NX_RW	24 @ 250 MHz	5,3,2	4.82	185	960	85
0402DC-27NX_RW	27 @ 250 MHz	**5**,3,**2**	4.52	192.9	920	83
0402DC-30NX_RW	30 @ 250 MHz	**5**,3,**2**	4.15	245	810	76
0402DC-33NX_RW	33 @ 250 MHz	**5**,3,**2**	4.18	288	780	76
0402DC-36NX_RW	36 @ 250 MHz	5,3,2	4.02	320	700	72
0402DC-39NX_RW	39 @ 250 MHz	**5**,3,**2**	3.86	375	670	68
0402DC-43NX_RW	43 @ 250 MHz	5,3,2	3.82	430	640	54
0402DC-47NX_RW	47 @ 250 MHz	**5**,3,**2**	3.36	427	640	54
0402DC-51NX_RW	51 @ 250 MHz	**5**,3,**2**	3.35	432	620	54
0402DC-56NX_RW	56 @ 250 MHz	5,3,2	3.21	690	460	—
0402DC-62NX_RW	62 @ 250 MHz	5,3,2	3.0	756	440	—
0402DC-68NX_RW	68 @ 250 MHz	**5**,3,**2**	2.8	943	400	—
0402DC-72NX_RW	72 @ 250 MHz	**5**,3,**2**	2.83	787	430	—
0402DC-75NX_RW	75 @ 250 MHz	5,3,2	2.75	882	410	—
0402DC-82NX_RW	82 @ 250 MHz	**5**,3,**2**	2.86	1057	370	—
0402DC-91NX_RW	91 @ 250 MHz	**5**,3,**2**	2.82	1119	360	—
0402DC-R10X_RW	100 @ 250 MHz	**5**,3,**2**	2.38	1507	310	—
0402DC-R12X_RW	120 @ 250 MHz	**5**,3,**2**	2.2	1600	300	—

Which chip inductor family should you use?

	Ceramic (SUFFIX, BODY SIZE)				Ferrite (SUFFIX, BODY SIZE)		
Highest Q	**DC** 0402	**HP** 0402-0805	**HQ** 0403-1008	**CS** 0402-1812	**LS** 0603-1812		
Lowest DCR	**DC** 0402	**HP** 0402-0805	**DS** 0201		**DF** 0402	**AF** 0201-1008	**LS** 0603-1812
Highest current	**HP** 0402-0805	**PA** 0402	**HC** 0603		**DF** 0402	**AF** 0201-1008	**LS** 0603-1812
Highest L	**HL** 0201-0603				**DF** 0402	**LS** 0603-1812	
Lowest Profile	**CT** 1005-2520				**FL** 1005		

0402CS

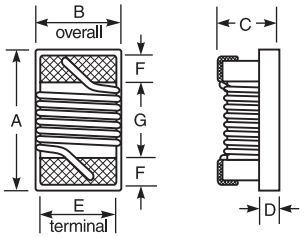

0302CS, 0402AF, 0402CT, 0402DC, 0402DF

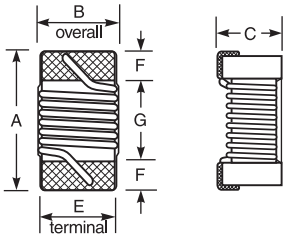

Dimensions (inches *mm*)

Series	A max	B max	C max	D ref	E	F	G
0302CS	0.034 *0,86*	0.021 *0,53*	0.018 *0,45*		0.015 *0,38*	0.006 *0,15*	0.0185 *0,46*
0402AF	0.044 *1,12*	0.026 *0,66*	0.026 *0,66*		0.020 *0,51*	0.009 *0,23*	
0402CS	0.047 *1,19*	0.024 *0,61*	0.026 *0,66*	0.010 *0,25*	0.020 *0,51*	0.009 *0,23*	0.022 *0,56*
0402CT	0.044 *1,11*	0.024 *0,61*	0.018 *0,45*		0.020 *0,51*	0.006 *0,15*	
0402DC	0.044 *1,11*	0.026 *0,66*	0.026 *0,65*		0.018 *0,47*	0.006 *0,15*	
0402DF	0.044 *1,12*	0.026 *0,66*	0.026 *0,66*		0.018 *0,46*	0.008 *0,20*	

* Bold numbers indicate tolerances carried in stock. When ordering, please replace underscore in part number with the proper tolerance code: G = 2%, H = 3%, J = 5%. (e.g. 0805CS-121X**G**LC for a 2% tolerance part.)

Handy Designer's Kit

Equip your lab with the ultimate impedance matching resource.

Our C472-2 Designer's Kit has 20 samples of all 112 values!

Purchase one online at www.coilcraft.com/0402DC

0402FL (1005) Low Profile NEW!

Part number	Inductance ±5% (nH)	Impedance typ (Ohms) 900 MHz	Impedance typ (Ohms) 1.7 GHz	SRF typ (MHz)	DCR max (Ohms)	Irms (mA)
0402FL-200XJR_	20	95	170	2950	0.065	1300
0402FL-360XJR_	36	185	365	2250	0.085	1050
0402FL-560XJR_	56	285	610	1900	0.11	900
0402FL-770XJR_	77	380	825	1800	0.125	850
0402FL-101XJR_	100	525	1240	1575	0.145	820
0402FL-121XJR_	120	650	1450	1950	0.165	810
0402FL-151XJR_	150	770	1600	1300	0.18	730
0402FL-161XJR_	160	900	2000	1850	0.235	630
0402FL-181XJR_	180	990	2050	1800	0.2	690
0402FL-221XJR_	220	1280	3300	1120	0.29	580
0402FL-271XJR_	270	1825	3625	975	0.3	560
0402FL-331XJR_	330	2330	3100	875	0.475	400
0402FL-391XJR_	390	3150	3115	820	0.56	360
0402FL-421XJR_	420	3325	3540	800	0.57	360
0402FL-471XJR_	470	4460	3160	750	0.8	330
0402FL-561XJR_	560	5025	3150	700	0.97	290

0402HL (1005) High L

Part number	Inductance ±5% (nH)	Q typ	SRF typ (MHz)	DCR max (Ohms)	Irms (mA)
0402HL-271XJRW	270 @ 25 MHz	11 @ 25 MHz	590	1.95	190
0402HL-301XJRW	300 @ 25 MHz	11 @ 25 MHz	600	2.15	190
0402HL-331XJRW	330 @ 25 MHz	11 @ 25 MHz	513	2.23	170
0402HL-361XJRW	360 @ 25 MHz	11 @ 25 MHz	485	2.36	170
0402HL-391XJRW	390 @ 25 MHz	11 @ 25 MHz	260	2.35	170
0402HL-471XJRW	470 @ 25 MHz	11 @ 25 MHz	220	2.67	160
0402HL-511XJRW	510 @ 25 MHz	12 @ 25 MHz	450	3.50	150
0402HL-561XJRW	560 @ 25 MHz	12 @ 25 MHz	420	3.70	140
0402HL-601XJRW	600 @ 25 MHz	12 @ 25 MHz	440	3.78	130
0402HL-681XJRW	680 @ 25 MHz	13 @ 25 MHz	380	5.15	120
0402HL-741XJRW	740 @ 25 MHz	12 @ 25 MHz	165	5.45	110
0402HL-821XJRW	820 @ 25 MHz	13 @ 25 MHz	385	5.85	90

0402PA (1005) High Current

Part number	Inductance (nH)	Percent tolerance*	SRF typ (GHz)	DCR typ (Ohms)	Irms (mA)	1.7 GHz L typ	1.7 GHz Q typ
0402PA-0N8XJEW	0.78 @ 250 MHz	**5**	15.2	0.018	1860	0.76	55
0402PA-1N9X_EW	1.9 @ 250 MHz	**5,2**	12.5	0.022	1700	1.81	73
0402PA-3N4X_EW	3.4 @ 250 MHz	**5,2**	7.20	0.030	1500	3.33	93
0402PA-3N5X_EW	3.5 @ 250 MHz	**5,2**	8.75	0.040	1400	3.55	82
0402PA-5N8X_EW	5.8 @ 250 MHz	**5,2**	5.45	0.045	1300	5.70	83
0402PA-6N2X_EW	6.2 @ 250 MHz	**5,2**	4.95	0.055	1150	6.28	81
0402PA-8N2X_EW	8.2 @ 250 MHz	**5,2**	4.65	0.060	1100	8.19	82

Q200 125°

0403HQ (1008) High Q

Part number	Inductance ±5% (nH)	Q min	SRF typ (GHz)	DCR max (Ohms)	Irms (A)	1.7 GHz L typ	1.7 GHz Q typ
0403HQ-1N9XJEW	1.9 @ 500 MHz	40	11.84	0.012	2.2	1.9	94
0403HQ-2N1XJEW	2.1 @ 500 MHz	35	12.40	0.019	1.8	2.1	88
0403HQ-3N4XJEW	3.4 @ 500 MHz	40	8.97	0.016	1.9	3.5	96
0403HQ-3N7XJEW	3.7 @ 500 MHz	40	8.65	0.018	1.8	3.8	95
0403HQ-5N5XJEW	5.5 @ 500 MHz	40	8.60	0.022	1.5	5.7	93
0403HQ-6N6XJEW	6.6 @ 500 MHz	40	7.30	0.046	1.1	6.9	92
0403HQ-8N2XJEW	8.2 @ 500 MHz	40	6.73	0.040	1.2	8.5	92
0403HQ-9N0XJEW	9.0 @ 500 MHz	40	6.85	0.055	1.0	9.5	90
0403HQ-12NXJEW	12 @ 500 MHz	40	5.82	0.065	0.80	12.7	90
0403HQ-15NXJEW	15 @ 500 MHz	35	5.82	0.188	0.50	16.0	90
0403HQ-18NXJEW	18 @ 500 MHz	35	5.15	0.185	0.50	19.6	93

0402HP (1005)

Part number	Inductance (nH)	Percent tolerance*	SRF min (GHz)	DCR max (Ohms)	Irms (mA)	1.7 GHz L typ	1.7 GHz Q typ
0402HP-1N0XJEW	1.0 @ 250 MHz	**5**	16.0	0.030	2300	0.99	72
0402HP-2N0XJEW	2.0 @ 250 MHz	**5**	15.2	0.038	2100	1.98	85
0402HP-2N2XJEW	2.2 @ 250 MHz	**5**	15.1	0.038	2100	2.17	86
0402HP-2N4X_EW	2.4 @ 250 MHz	**5**,3,**2**	14.0	0.042	2000	2.38	83
0402HP-2N7X_EW	2.7 @ 250 MHz	**5**,3,**2**	13.0	0.085	1500	2.68	85
0402HP-3N3X_EW	3.3 @ 250 MHz	**5**,3,**2**	12.8	0.045	1700	3.28	95
0402HP-3N6X_EW	3.6 @ 250 MHz	**5**,3,**2**	11.7	0.045	1700	3.58	94
0402HP-3N9X_EW	3.9 @ 250 MHz	**5**,3,**2**	9.50	0.045	1700	3.91	98
0402HP-4N3X_EW	4.3 @ 250 MHz	**5**,3,**2**	7.15	0.050	1600	4.33	90
0402HP-4N7X_EW	4.7 @ 250 MHz	**5**,3,**2**	6.85	0.075	1500	4.74	83
0402HP-5N1X_EW	5.1 @ 250 MHz	**5**,3,**2**	6.80	0.125	1200	5.16	76
0402HP-5N6X_EW	5.6 @ 250 MHz	**5**,3,**2**	6.50	0.055	1600	5.66	105
0402HP-6N2X_EW	6.2 @ 250 MHz	**5**,3,**2**	5.80	0.055	1600	6.25	100
0402HP-6N8X_EW	6.8 @ 250 MHz	**5**,3,**2**	5.80	0.070	1500	6.97	94
0402HP-7N5X_EW	7.5 @ 250 MHz	**5**,3,**2**	5.40	0.100	1400	7.77	82
0402HP-8N2X_EW	8.2 @ 250 MHz	**5**,3,**2**	5.40	0.065	1500	8.40	95
0402HP-8N7X_EW	8.7 @ 250 MHz	**5**,3,**2**	5.00	0.070	1500	9.04	95
0402HP-9N0X_EW	9.0 @ 250 MHz	**5**,3,**2**	5.00	0.080	1400	9.21	92
0402HP-9N5X_EW	9.5 @ 250 MHz	**5**,3,**2**	4.70	0.090	1400	9.97	90
0402HP-10NX_EW	10 @ 250 MHz	**5**,3,**2**	4.70	0.110	1300	10.4	90
0402HP-11NX_EW	11 @ 250 MHz	**5**,3,**2**	4.70	0.065	1400	11.6	98
0402HP-12NX_EW	12 @ 250 MHz	**5**,3,**2**	4.40	0.100	1200	12.6	100
0402HP-13NX_EW	13 @ 250 MHz	**5**,3,**2**	4.20	0.155	870	13.9	82
0402HP-15NX_EW	15 @ 250 MHz	**5**,3,**2**	3.90	0.115	1100	16.0	85
0402HP-16NX_EW	16 @ 250 MHz	**5**,3,**2**	3.70	0.150	850	17.3	77
0402HP-17NX_EW	17 @ 250 MHz	**5**,3,**2**	3.70	0.230	650	18.7	64
0402HP-18NX_EW	18 @ 250 MHz	**5**,3,**2**	3.55	0.120	900	19.5	74
0402HP-19NX_EW	19 @ 250 MHz	**5**,3,**2**	3.50	0.145	850	20.7	88
0402HP-20NX_EW	20 @ 250 MHz	**5**,3,**2**	3.50	0.185	780	22.0	76
0402HP-21NX_EW	21 @ 250 MHz	**5**,3,**2**	1.70	0.460	450	23.2	62
0402HP-22NX_EW	22 @ 250 MHz	**5**,3,**2**	3.30	0.160	800	24.4	74
0402HP-23NX_EW	23 @ 250 MHz	**5**,3,**2**	3.30	0.160	800	25.5	77
0402HP-24NX_EW	24 @ 250 MHz	**5**,3,**2**	3.15	0.210	700	27.1	71
0402HP-25NX_EW	25 @ 250 MHz	**5**,3,**2**	3.15	0.260	700	28.3	73
0402HP-26NX_EW	26 @ 250 MHz	**5**,3,**2**	3.15	0.290	700	29.3	74
0402HP-27NX_EW	27 @ 250 MHz	**5**,3,**2**	3.20	0.350	450	29.5	86
0402HP-30NX_EW	30 @ 250 MHz	**5**,3,**2**	2.90	0.350	450	35.0	87
0402HP-33NX_EW	33 @ 250 MHz	**5**,3,**2**	2.80	0.330	490	38.3	80
0402HP-36NX_EW	36 @ 250 MHz	**5**,3,**2**	2.80	0.390	480	42.2	76
0402HP-37NX_EW	37 @ 250 MHz	**5**,3,**2**	2.70	0.480	470	44.0	72
0402HP-39NX_EW	39 @ 250 MHz	**5**,3,**2**	2.60	0.430	450	47.0	84
0402HP-40NX_EW	40 @ 250 MHz	**5**,3,**2**	2.60	0.430	450	47.4	75
0402HP-43NX_EW	43 @ 250 MHz	**5**,3,**2**	2.50	0.520	450	54.1	68
0402HP-47NX_EW	47 @ 250 MHz	**5**,3,**2**	2.40	0.580	420	58.9	62
0402HP-51NX_EW	51 @ 250 MHz	**5**,3,**2**	2.30	0.700	360	58.8	59
0402HPH-56NX_EW	56 @ 250 MHz	**5**,3,**2**	2.07	0.900	330	72.2	64
0402HPH-68NX_EW	68 @ 250 MHz	**5**,3,**2**	1.84	1.00	320	91.4	64
0402HPH-82NX_EW	82 @ 250 MHz	**5**,3,**2**	1.75	1.10	315	—	—
0402HPH-R10X_EW	100 @ 250 MHz	**5**,3,**2**	1.58	1.20	310	—	—
0402HPH-R12X_EW	120 @ 250 MHz	**5**,3,**2**	1.25	1.20	310	—	—
0402HPH-R15X_EW	150 @ 250 MHz	**5**,3,**2**	1.14	2.0	240	—	—
0402HPH-R16X_EW	160 @ 250 MHz	**5**,3,**2**	1.65	2.0	240	—	—
0402HPH-R18X_EW	180 @ 250 MHz	**5**,3,**2**	1.08	2.1	240	—	—
0402HPH-R22X_EW	220 @ 250 MHz	**5**,3,**2**	0.96	3.1	160	—	—

Q200 125°

0603CS (1608)

Part number	Inductance (nH)	Percent tolerance*	Q min	SRF min (GHz)	DCR max (Ohms)	Irms (mA)	1.7 GHz L typ	1.7 GHz Q typ
0603CS-1N6XJEW	1.6 @ 250 MHz	**5**	24	12.5	0.030	700	1.65	63
0603CS-1N8XJEW	1.8 @ 250 MHz	**5**	16	12.5	0.045	700	1.66	50
0603CS-2N2XJEW	2.2 @ 250 MHz	**5**	13	12.5	0.250	100	2.24	44
0603CS-3N3X_EW	3.3 @ 250 MHz	**5**,3,**2**	35	5.90	0.045	700	3.38	88
0603CS-3N6X_EW	3.6 @ 250 MHz	**5**,3,**2**	22	5.90	0.063	700	3.71	65
0603CS-3N9X_EW	3.9 @ 250 MHz	**5**,3,**2**	22	6.90	0.080	700	3.96	67
0603CS-4N3X_EW	4.3 @ 250 MHz	**5**,3,**2**	22	5.90	0.063	700	4.33	70
0603CS-4N7X_EW	4.7 @ 250 MHz	**5**,3,**2**	20	5.80	0.116	700	4.75	57
0603CS-5N1X_EW	5.1 @ 250 MHz	**5**,3,**2**	20	5.70	0.140	700	4.95	56
0603CS-5N6X_EW	5.6 @ 250 MHz	**5**,3,**2**	26	4.76	0.075	700	6.05	80
0603CS-6N8X_EW	6.8 @ 250 MHz	**5**,3,**2**	27	5.80	0.110	700	7.10	81
0603CS-7N5X_EW	7.5 @ 250 MHz	**5**,3,**2**	28	4.80	0.106	700	7.82	65
0603CS-8N2X_EW	8.2 @ 250 MHz	**5**,3,**2**	30	4.20	0.115	700	8.37	87
0603CS-8N7X_EW	8.7 @ 250 MHz	**5**,3,**2**	28	4.60	0.109	700	9.32	58
0603CS-9N5X_EW	9.5 @ 250 MHz	**5**,3,**2**	28	5.40	0.135	700	9.92	61
0603CS-10NX_EW	10 @ 250 MHz	**5**,3,**2**	31	4.80	0.130	700	10.6	83
0603CS-11NX_EW	11 @ 250 MHz	**5**,3,**2**	30	4.00	0.086	700	11.5	56
0603CS-12NX_EW	12 @ 250 MHz	**5**,3,**2**	35	4.00	0.130	700	13.5	83
0603CS-15NX_EW	15 @ 250 MHz	**5**,3,**2**	35	4.00	0.170	700	16.8	89
0603CS-16NX_EW	16 @ 250 MHz	**5**,3,**2**	34	3.30	0.170	700	17.3	52
0603CS-18NX_EW	18 @ 250 MHz	**5**,3,**2**	35	3.10	0.170	700	21.4	69
0603CS-22NX_EW	22 @ 250 MHz	**5**,3,**2**	38	3.00	0.190	700	26.1	71
0603CS-23NX_EW	23 @ 250 MHz	**5**,3,**2**	38	2.85	0.190	700	28.0	67
0603CS-24NX_EW	24 @ 250 MHz	**5**,3,**2**	36	2.65	0.135	700	28.7	39
0603CS-27NX_EW	27 @ 250 MHz	**5**,3,**2**	40	2.80	0.220	600	34.6	65
0603CS-30NX_EW	30 @ 250 MHz	**5**,3,**2**	37	2.25	0.144	600	39.9	28
0603CS-33NX_EW	33 @ 250 MHz	**5**,3,**2**	40	2.30	0.220	600	49.5	42
0603CS-36NX_EW	36 @ 250 MHz	**5**,3,**2**	37	2.08	0.250	600	52.7	24
0603CS-39NX_EW	39 @ 250 MHz	**5**,3,**2**	40	2.20	0.250	600	60.2	40
0603CS-43NX_EW	43 @ 250 MHz	**5**,3,**2**	38	2.00	0.280	600	64.9	21
0603CS-47NX_EW	47 @ 200 MHz	**5**,3,**2**	38	2.00	0.280	600	77.2	35
0603CS-51NX_EW	51 @ 200 MHz	**5**,3,**2**	35	1.90	0.270	600	82.2	34
0603CS-56NX_EW	56 @ 200 MHz	**5**,3,**2**	38	1.90	0.310	600	97.0	26
0603CS-68NX_EW	68 @ 200 MHz	**5**,3,**2**	37	1.70	0.340	600	168	21
0603CS-72NX_EW	72 @ 150 MHz	**5**,3,**2**	34	1.70	0.490	400	135	20
0603CS-82NX_EW	82 @ 150 MHz	**5**,3,**2**	34	1.70	0.540	400	177	21
0603CS-R10X_EW	100 @ 150 MHz	**5**,3,**2**	34	1.40	0.580	400	—	—
0603CS-R11X_EW	110 @ 150 MHz	**5**,3,**2**	32	1.35	0.610	300	—	—
0603CS-R12X_EW	120 @ 150 MHz	**5**,3,**2**	32	1.30	0.650	300	—	—
0603CS-R15X_EW	150 @ 150 MHz	**5**,3,**2**	28	0.990	0.920	280	—	—
0603CS-R18X_EW	180 @ 100 MHz	**5**,3,**2**	25	0.990	1.25	240	—	—
0603CS-R20X_EW	200 @ 100 MHz	**5**,3,**2**	25	0.900	1.98	200	—	—
0603CS-R21X_EW	210 @ 100 MHz	**5**,3,**2**	27	0.895	2.06	200	—	—
0603CS-R22X_EW	220 @ 100 MHz	**5**,3,**2**	25	0.900	2.10	200	—	—
0603CS-R25X_EW	250 @ 100 MHz	**5**,3,**2**	25	0.822	3.55	120	—	—
0603CS-R27X_EW	270 @ 100 MHz	**5**,3,**2**	26	0.830	2.16	170	—	—
0603CS-R33X_EW	330 @ 100 MHz	**5**,3,**2**	25	0.900	3.89	100	—	—
0603CS-R39X_EW	390 @ 100 MHz	**5**,3,**2**	25	0.780	4.35	100	—	—

0603AF (1608) High L Ferrite

Part number	Inductance ±5% (nH)	Q typ	Impedance typ (Ohms) 100 MHz	Impedance typ (Ohms) 500 MHz	SRF typ (GHz)	DCR max (Ohms)	Irms (A)
0603AF-15NXJEW	15 @ 7.9 MHz	13@ 7.9 MHz	10	42	3.50	0.023	2.1
0603AF-33NXJEW	33 @ 7.9 MHz	13@ 7.9 MHz	19	90	2.300	0.028	1.9
0603AF-39NXJEW	39 @ 7.9 MHz	13 @ 7.9 MHz	23	113	2.200	0.115	1.0
0603AF-47NXJEW	47 @ 7.9 MHz	13@ 7.9 MHz	42	210	2.250	0.052	1.7
0603AF-50NXJEW	50 @ 7.9 MHz	15 @ 7.9 MHz	31	149	1.830	0.052	1.7
0603AF-68NXJEW	68 @ 7.9 MHz	15 @ 7.9 MHz	39	193	1.500	0.150	0.88
0603AF-72NXJEW	72 @ 7.9 MHz	15 @ 7.9 MHz	60	385	1.800	0.065	1.5
0603AF-85NXJEW	85 @ 7.9 MHz	15 @ 7.9 MHz	51	256	1.600	0.065	1.5
0603AF-111XJEW	110 @ 7.9 MHz	15 @ 7.9 MHz	70	350	1.230	0.060	1.6
0603AF-121XJEW	120 @ 7.9 MHz	15 @ 7.9 MHz	76	410	1.150	0.089	1.4
0603AF-151XJEW	150 @ 7.9 MHz	15 @ 7.9 MHz	89	468	1.050	0.09	1.5
0603AF-201XJEW	200 @ 7.9 MHz	15 @ 7.9 MHz	120	685	0.880	0.12	1.4
0603AF-241XJEW	240 @ 7.9 MHz	15 @ 7.9 MHz	140	810	0.900	0.12	0.85
0603AF-271XJEW	270 @ 7.9 MHz	15 @ 7.9 MHz	173	1023	0.750	0.22	0.68
0603AF-361XJEW	360 @ 7.9 MHz	15@ 7.9 MHz	210	1310	0.700	0.21	0.65
0603AF-391XJEW	390 @ 7.9 MHz	15 @ 7.9 MHz	240	1565	0.700	0.30	0.64
0603AF-421XJEW	420 @ 7.9 MHz	11@ 7.9 MHz	250	1925	0.685	0.33	0.61
0603AF-471XJEW	470 @ 7.9 MHz	15 @ 7.9 MHz	306	2253	0.575	0.37	0.61
0603AF-561XJEW	560 @ 7.9 MHz	16 @ 7.9 MHz	371	3180	0.515	0.49	0.53
0603AF-601XJEW	600 @ 7.9 MHz	16 @ 7.9 MHz	372	2778	0.540	0.55	0.51
0603AF-681XJEW	680 @ 7.9 MHz	16 @ 7.9 MHz	420	3620	0.530	0.46	0.49
0603AF-821XJEW	820 @ 7.9 MHz	16 @ 7.9 MHz	507	3300	0.325	0.58	0.42
0603AF-102XJEW	1000 @ 7.9 MHz	17 @ 7.9 MHz	663	9823	0.400	0.84	0.40
0603AF-152XJEW	1500 @ 7.9 MHz	17 @ 7.9 MHz	944	17,830	0.330	1.3	0.28
0603AF-222XJEW	2200 @ 7.9 MHz	16 @ 7.9 MHz	5220	129	0.085	1.1	0.32
0603AF-472XJEW	4700 @ 7.9 MHz	16 @ 7.9 MHz	2100	220	60	1.5	0.26
0603AF-103XJEW	10,000 @ 2.5 MHz	12 @ 2.5 MHz	1400	150	40	4.5	0.18

Which chip inductor family should you use?

	Ceramic (SUFFIX, BODY SIZE)				Ferrite (SUFFIX, BODY SIZE)		
Highest Q	**DC** 0402	**HP** 0402-0805	**HQ** 0403-1008	**CS** 0402-1812	**LS** 0603-1812		
Lowest DCR	**DC** 0402	**HP** 0402-0805	**DS** 0201		**DF** 0402	**AF** 0201-1008	**LS** 0603-1812
Highest current	**HP** 0402-0805	**PA** 0402	**HC** 0603		**DF** 0402	**AF** 0201-1008	**LS** 0603-1812
Highest L	**HL** 0201-0603				**DF** 0402	**LS** 0603-1812	
Lowest Profile	**CT** 1005-2520				**FL** 1005		

0603CT (1608) Low Profile

Part number	Inductance (nH)	Percent tolerance*	SRF typ (GHz)	DCR max (Ohms)	Irms (mA)	1.7 GHz L typ	1.7 GHz Q typ
0603CT-1N0XJEW	1.0 @ 250 MHz	**5**	16.0	0.045	1600	0.99	58
0603CT-1N2XJEW	1.2 @ 250 MHz	**5**	16.0	0.105	1100	1.19	50
0603CT-2N0XJEW	2.0 @ 250 MHz	**5**	12.0	0.034	1900	1.98	70
0603CT-2N2XJEW	2.2 @ 250 MHz	**5**	10.7	0.046	1600	2.13	74
0603CT-2N3XJEW	2.3 @ 250 MHz	**5**	11.0	0.046	1600	2.28	81
0603CT-2N5XJEW	2.5 @ 250 MHz	**5**	11.0	0.060	1300	2.50	77
0603CT-3N0X_EW	3.0 @ 250 MHz	**5,2**	10.7	0.039	1600	2.97	82
0603CT-3N3X_EW	3.3 @ 250 MHz	**5,2**	7.00	0.039	1600	3.33	83
0603CT-3N6X_EW	3.6 @ 250 MHz	**5,2**	7.00	0.044	1600	3.63	95
0603CT-3N9X_EW	3.9 @ 250 MHz	**5,2**	6.30	0.050	1400	3.95	90
0603CT-4N3X_EW	4.3 @ 250 MHz	**5,2**	6.30	0.076	1300	4.34	84
0603CT-4N7X_EW	4.7 @ 250 MHz	**5,2**	5.60	0.120	960	4.75	70
0603CT-5N1X_EW	5.1 @ 250 MHz	**5,2**	5.50	0.050	1400	5.18	93
0603CT-5N6X_EW	5.6 @ 250 MHz	**5,2**	5.05	0.058	1300	5.73	90
0603CT-6N8X_EW	6.8 @ 250 MHz	**5,2**	4.50	0.080	1200	7.00	81
0603CT-7N2X_EW	7.2 @ 250 MHz	**5,2**	4.50	0.047	1500	7.44	88
0603CT-8N2X_EW	8.2 @ 250 MHz	**5,2**	4.25	0.075	1300	8.46	78
0603CT-9N5X_EW	9.5 @ 250 MHz	**5,2**	3.95	0.092	1100	9.92	80
0603CT-10NX_EW	10 @ 250 MHz	**5,2**	3.95	0.075	1300	10.4	85
0603CT-11NX_EW	11 @ 250 MHz	**5,2**	4.00	0.110	1000	11.5	86
0603CT-12NX_EW	12 @ 250 MHz	**5,2**	3.50	0.130	920	12.7	85
0603CT-15NX_EW	15 @ 250 MHz	**5,2**	3.30	0.145	800	16.1	80
0603CT-16NX_EW	16 @ 250 MHz	**5,2**	3.10	0.175	760	17.5	76
0603CT-18NX_EW	18 @ 250 MHz	**5,2**	2.95	0.200	720	19.2	80
0603CT-20NX_EW	20 @ 250 MHz	**5,2**	2.90	0.175	760	21.6	80
0603CT-22NX_EW	22 @ 250 MHz	**5,2**	2.75	0.220	700	24.3	70
0603CT-24NX_EW	24 @ 250 MHz	**5,2**	2.70	0.240	680	26.5	72
0603CT-27NX_EW	27 @ 250 MHz	**5,2**	2.55	0.270	670	29.8	75
0603CT-30NX_EW	30 @ 250 MHz	**5,2**	2.45	0.330	600	33.9	73
0603CT-33NX_EW	33 @ 250 MHz	**5,2**	2.20	0.330	600	39.1	61
0603CT-36NX_EW	36 @ 250 MHz	**5,2**	2.30	0.335	600	42.3	63
0603CT-39NX_EW	39 @ 250 MHz	**5,2**	2.25	0.400	570	45.3	65
0603CT-43NX_EW	43 @ 250 MHz	**5,2**	2.10	0.440	530	51.3	60
0603CT-47NX_EW	47 @ 250 MHz	**5,2**	1.90	0.540	470	57.8	57
0603CT-51NX_EW	51 @ 250 MHz	**5,2**	1.85	0.570	440	63.2	55
0603CT-56NX_EW	56 @ 250 MHz	**5,2**	1.75	0.700	420	75.4	48

* Bold numbers indicate tolerances carried in stock. When ordering, please replace underscore in part number with the proper tolerance code: G = 2%, H = 3%, J = 5%. (e.g. 0603HP-10NX**G**EC for a 2% tolerance part.)

0402HL, 0402HP, 0402PA, 0603AF, 0603CS

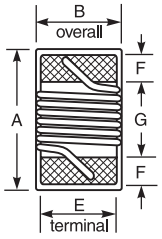

0402FL, 0403HQ, 0603CT

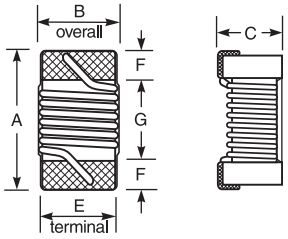

Dimensions (inches *mm*)

Series	A max	B max	C max	D ref	E	F	G
0402FL	0.044 *1,11*	0.028 *0,72*	0.022 *0,55*		0.022 *0,55*	0.007 *0,18*	0.026 *0,66*
0402HL	0.048 *1,22*	0.031 *0,79*	0.022 *0,56*	0.010 *0,25*	0.018 *0,46*	0.008 *0,20*	0.026 *0,66*
0402HP	0.043 *1,09*	0.028 *0,71*	0.024 *0,61*	0.010 *0,25*	0.020 *0,51*	0.008 *0,20*	0.024 *0,61*
0402PA	0.047 *1,19*	0.025 *0,64*	0.026 *0,66*	0.010 *0,25*	0.020 *0,51*	0.009 *0,23*	0.022 *0,56*
0403HQ	0.047 *1,19*	0.034 *0,86*	0.028 *0,71*		0.030 *0,76*	0.009 *0,23*	0.022 *0,56*
0603AF	0.071 *1,80*	0.044 *1,12*	0.036 *0,91*	0.015 *0,38*	0.030 *0,76*	0.013 *0,33*	0.034 *0,86*
0603CS	0.071 *1,80*	0.044 *1,12*	0.040 *1,02*	0.015 *0,38*	0.030 *0,76*	0.013 *0,33*	0.034 *0,86*
0603CT	0.064 *1,63*	0.033 *0,84*	0.024 *0,61*		0.030 *0,76*	0.013 *0,33*	0.027 *0,69*

0603HC (1608) High Current

Part number	Inductance (nH)	Percent tolerance*	Q min	SRF min (GHz)	DCR max (Ohms)	Irms (A)	1.7 GHz L typ	1.7 GHz Q typ
0603HC-1N6XJLW	1.6 @ 250 MHz	**5**	24	12.5	0.030	2.4	1.65	63
0603HC-3N6XJLW	3.6 @ 250 MHz	**5**	24	5.90	0.048	2.3	3.75	90
0603HC-3N9XJLW	3.9 @ 250 MHz	**5**	25	5.90	0.054	2.2	3.90	90
0603HC-6N8XJLW	6.8 @ 250 MHz	**5**	35	5.80	0.054	2.1	7.10	75
0603HC-7N5XJLW	7.5 @ 250 MHz	**5**	38	3.70	0.059	2.1	7.90	68
0603HC-10NX_LW	10 @ 250 MHz	**5,2**	38	3.70	0.071	2.0	10.5	57
0603HC-12NX_LW	12 @ 250 MHz	**5,2**	38	3.00	0.075	2.0	14.5	41
0603HC-15NX_LW	15 @ 250 MHz	**5,2**	38	2.80	0.080	1.9	17.6	40
0603HC-18NX_LW	18 @ 250 MHz	**5,2**	40	2.80	0.099	1.9	25.0	40
0603HC-22NX_LW	22 @ 250 MHz	**5,2**	42	2.40	0.099	1.8	31.5	26
0603HC-24NX_LW	24 @ 250 MHz	**5,2**	42	2.40	0.105	1.8	35.0	21
0603HC-33NXJLW	33 @ 250 MHz	**5**	47	1.90	0.175	0.95	—	—
0603HC-47NXJLW	47 @ 250 MHz	**5**	40	1.53	0.195	0.85	—	—

0603HP (1608)

Part number	Inductance (nH)	Percent tolerance*	Q typ	SRF typ (GHz)	DCR max (Ohms)	Irms (mA)	1.7 GHz L typ	1.7 GHz Q typ
0603HP-1N8XJEW	1.8 @ 250 MHz	**5**	23	16.0	0.033	2100	1.77	65
0603HP-2N2XJEW	2.2 @ 250 MHz	**5**	13	15.0	0.180	900	2.12	35
0603HP-3N3X_EW	3.3 @ 250 MHz	**5**,3,**2**	32	9.60	0.024	1900	3.32	104
0603HP-3N6X_EW	3.6 @ 250 MHz	**5**,3,**2**	40	9.70	0.031	1900	3.62	116
0603HP-3N9X_EW	3.9 @ 250 MHz	**5**,3,**2**	35	7.50	0.039	1600	3.95	108
0603HP-4N3X_EW	4.3 @ 250 MHz	**5**,3,**2**	30	7.50	0.080	1300	4.31	91
0603HP-4N7X_EW	4.7 @ 250 MHz	**5**,3,**2**	26	7.90	0.100	1100	4.71	75
0603HP-5N1X_EW	5.1 @ 250 MHz	**5**,3,**2**	40	8.90	0.036	1700	5.12	140
0603HP-5N6X_EW	5.6 @ 250 MHz	**5**,3,**2**	48	6.60	0.036	1700	5.73	145
0603HP-6N0X_EW	6.0 @ 250 MHz	**5**,3,**2**	49	6.00	0.036	1700	6.12	154
0603HP-6N8X_EW	6.8 @ 250 MHz	**5**,3,**2**	42	5.80	0.042	1400	7.05	143
0603HP-7N2X_EW	7.2 @ 250 MHz	**5**,3,**2**	48	5.40	0.052	1400	7.38	139
0603HP-7N5X_EW	7.5 @ 250 MHz	**5**,3,**2**	41	5.30	0.080	1300	7.85	112
0603HP-8N2X_EW	8.2 @ 250 MHz	**5**,3,**2**	46	5.90	0.054	1400	8.39	148
0603HP-8N7X_EW	8.7 @ 250 MHz	**5**,3,**2**	46	5.50	0.054	1400	9.00	149
0603HP-9N1X_EW	9.1 @ 250 MHz	**5**,3,**2**	40	5.10	0.037	1400	9.64	109
0603HP-9N5X_EW	9.5 @ 250 MHz	**5**,3,**2**	49	4.90	0.053	1400	9.99	149
0603HP-10NX_EW	10 @ 250 MHz	**5**,3,**2**	49	4.30	0.048	1400	10.64	142
0603HP-11NX_EW	11 @ 250 MHz	**5**,3,**2**	41	4.10	0.058	1400	11.82	108
0603HP-12NX_EW	12 @ 250 MHz	**5**,3,**2**	37	4.10	0.088	1100	13.20	91
0603HP-15NX_EW	15 @ 250 MHz	**5**,3,**2**	48	3.60	0.078	1200	17.20	124
0603HP-16NX_EW	16 @ 250 MHz	**5**,3,**2**	45	3.50	0.085	1100	18.70	116
0603HP-18NX_EW	18 @ 250 MHz	**5**,3,**2**	41	3.30	0.066	1200	20.90	100
0603HP-22NX_EW	22 @ 250 MHz	**5**,3,**2**	44	3.15	0.140	850	25.90	88
0603HP-23NX_EW	23 @ 250 MHz	**5**,3,**2**	40	3.00	0.183	850	29.53	80
0603HP-24NX_EW	24 @ 250 MHz	**5**,3,**2**	42	2.95	0.074	1100	28.90	91
0603HP-27NX_EW	27 @ 250 MHz	**5**,3,**2**	44	2.80	0.150	780	34.00	84
0603HP-30NX_EW	30 @ 250 MHz	**5**,3,**2**	49	2.80	0.130	920	37.90	82
0603HP-33NX_EW	33 @ 250 MHz	**5**,3,**2**	45	2.70	0.170	680	42.90	80
0603HP-36NX_EW	36 @ 250 MHz	**5**,3,**2**	44	2.50	0.225	720	50.00	64
0603HP-39NX_EW	39 @ 250 MHz	**5**,3,**2**	48	2.45	0.19	680	51.90	74
0603HP-43NX_EW	43 @ 250 MHz	**5**,3,**2**	45	2.45	0.17	810	58.10	76
0603HP-47NX_EW	47 @ 200 MHz	**5**,3,**2**	47	2.30	0.24	680	66.90	72
0603HP-51NX_EW	51 @ 200 MHz	**5**,3,**2**	49	2.30	0.28	660	71.30	62
0603HP-56NX_EW	56 @ 200 MHz	**5**,3,**2**	50	2.20	0.30	610	79.90	56
0603HP-68NX_EW	68 @ 200 MHz	**5**,3,**2**	46	2.00	0.33	600	113.3	49
0603HP-72NX_EW	72 @ 150 MHz	**5**,3,**2**	46	1.90	0.42	550	—	—
0603HP-75NX_EW	75 @ 150 MHz	**5**,3,**2**	46	1.90	0.52	500	—	—
0603HP-82NX_EW	82 @ 150 MHz	**5**,3,**2**	45	1.80	0.46	510	—	—
0603HP-91NX_EW	91 @ 150 MHz	**5**,3,**2**	45	1.65	0.58	440	—	—
0603HP-R10X_EW	100 @ 150 MHz	**5**,3,**2**	49	1.70	0.54	470	—	—
0603HP-R11X_EW	110 @ 150 MHz	**5**,3,**2**	47	1.60	0.58	440	—	—
0603HP-R12X_EW	120 @ 150 MHz	**5**,3,**2**	47	1.55	0.72	420	—	—
0603HP-R15X_EW	150 @ 150 MHz	**5**,3,**2**	47	1.35	0.82	390	—	—
0603HP-R18X_EW	180 @ 100 MHz	**5**,3,**2**	48	1.30	1.50	310	—	—
0603HP-R20X_LW	200 @ 100 MHz	**5**,3,**2**	47	1.25	2.00	280	—	—
0603HP-R21X_EW	210 @ 100 MHz	**5**,3,**2**	48	1.20	2.00	280	—	—
0603HP-R22X_EW	220 @ 100 MHz	**5**,3,**2**	47	1.10	2.00	280	—	—
0603HP-R25X_EW	250 @ 100 MHz	**5**,3,**2**	45	1.05	3.00	240	—	—
0603HP-R27X_EW	270 @ 100 MHz	**5**,3,**2**	46	1.05	2.25	260	—	—
0603HP-R30X_EW	300 @ 100 MHz	**5**,3,**2**	47	0.99	2.80	220	—	—
0603HP-R33X_EW	330 @ 100 MHz	**5**,3,**2**	46	0.93	3.60	180	—	—
0603HP-R36X_EW	360 @ 100 MHz	**5**,3,**2**	47	0.93	4.00	170	—	—
0603HP-R39X_EW	390 @ 100 MHz	**5**,3,**2**	47	0.88	4.00	170	—	—

0603HL (1608) High L

Part number	Inductance ±5% (nH)	Q typ	SRF min (GHz)	DCRmax (Ohms)	Irms (mA)
0603HL-331XJRC	330 @ 25 MHz	13 @ 25 MHz	0.420	0.970	330
0603HL-391XJRC	390 @ 25 MHz	13 @ 25 MHz	0.400	1.05	330
0603HL-471XJRC	470 @ 25 MHz	12 @ 25 MHz	0.200	1.15	300
0603HL-511XJRC	510 @ 25 MHz	12 @ 25 MHz	0.340	1.20	300
0603HL-561XJRC	560 @ 25 MHz	12 @ 25 MHz	0.330	1.35	300
0603HL-681XJRC	680 @ 25 MHz	12 @ 25 MHz	0.310	1.80	260
0603HL-821XJRC	820 @ 25 MHz	14 @ 25 MHz	0.290	2.45	190
0603HL-102XJRC	1000 @ 25 MHz	14 @ 25 MHz	0.250	2.80	190
0603HL-122XJRC	1200 @ 25 MHz	14 @ 25 MHz	0.230	3.20	180
0603HL-152XJRC	1500 @ 25 MHz	15 @ 25 MHz	0.190	4.10	150
0603HL-182XJRC	1800 @ 25 MHz	16 @ 25 MHz	0.180	5.30	140
0603HL-222XJRC	2200 @ 25 MHz	16 @ 25 MHz	0.165	5.90	130
0603HL-272XJRC	2700 @ 25 MHz	16 @ 25 MHz	0.150	7.00	120
0603HL-332XJRC	3300 @ 25 MHz	18 @ 25 MHz	0.135	9.10	110

Q200 85°

0603LS (1608) High L Ferrite

Part number	Inductance (nH)	Percent tolerance*	Q min	SRF min (GHz)	DCR max (Ohms)	Irms (A)
0603LS-47NX_EC	47 @ 7.9 MHz	**5,2**	12	1.50	0.075	1.40
0603LS-51NX_EC	51 @ 7.9 MHz	**5,2**	12	1.40	0.075	1.00
0603LS-72NX_EC	72 @ 7.9 MHz	**5,2**	12	1.40	0.12	1.40
0603LS-101X_EC	100 @ 7.9 MHz	**5,2**	12	1.15	0.13	1.40
0603LS-121X_EC	120 @ 7.9 MHz	**5,2**	12	1.10	0.15	1.40
0603LS-151X_EC	150 @ 7.9 MHz	**5,2**	15	1.05	0.15	1.30
0603LS-181X_EC	180 @ 7.9 MHz	**5,2**	15	0.950	0.15	1.30
0603LS-241X_EC	240 @ 7.9 MHz	**5,2**	15	0.800	0.16	0.95
0603LS-271X_EC	270 @ 7.9 MHz	**5,2**	15	0.775	0.30	0.71
0603LS-331X_EC	330 @ 7.9 MHz	**5,2**	15	0.725	0.46	0.56
0603LS-391X_EC	390 @ 7.9 MHz	**5,2**	15	0.620	0.51	0.50
0603LS-471X_EC	470 @ 7.9 MHz	**5,2**	15	0.540	0.62	0.42
0603LS-561X_EC	560 @ 7.9 MHz	**5,2**	15	0.525	0.44	0.55
0603LS-681X_EC	680 @ 7.9 MHz	**5,2**	15	0.260	0.52	0.47
0603LS-781X_EC	780 @ 7.9 MHz	**5,2**	15	0.460	0.83	0.39
0603LS-821X_EC	820 @ 7.9 MHz	**5,2**	15	0.410	0.69	0.40
0603LS-102X_EC	1000 @ 7.9 MHz	**5,2**	15	0.190	0.81	0.40
0603LS-122X_EC	1200 @ 7.9 MHz	**5,2**	15	0.160	0.87	0.37
0603LS-152X_EC	1500 @ 7.9 MHz	**5,2**	15	0.100	0.96	0.35
0603LS-182X_EC	1800 @ 7.9 MHz	**5,2**	15	0.080	1.1	0.35
0603LS-222X_EC	2200 @ 7.9 MHz	**5,2**	15	0.068	1.2	0.32
0603LS-272X_EC	2700 @ 7.9 MHz	**5,2**	15	0.060	1.5	0.28
0603LS-332X_EC	3300 @ 7.9 MHz	**5,2**	15	0.042	1.5	0.28
0603LS-392X_EC	3900 @ 7.9 MHz	**5,2**	15	0.040	1.6	0.28
0603LS-472X_EC	4700 @ 7.9 MHz	**5,2**	15	0.034	2.1	0.26
0603LS-562X_EC	5600 @ 7.9 MHz	**5,2**	15	0.032	2.6	0.24
0603LS-682X_EC	6800 @ 7.9 MHz	**5,2**	15	0.031	3.1	0.20
0603LS-782X_EC	7800 @ 7.9 MHz	**5,2**	15	0.028	3.5	0.20
0603LS-822X_EC	8200 @ 7.9 MHz	**5,2**	15	0.026	3.6	0.19
0603LS-103X_EC	10000 @ 2.5 MHz	**5,2**	12	0.025	4.8	0.18
0603LS-153X_EC	15000 @ 2.5 MHz	**5,2**	20	0.023	7.1	0.17
0603LS-183X_EC	18000 @ 2.5 MHz	**5,2**	20	0.022	7.6	0.16
0603LS-223X_EC	22000 @ 2.5 MHz	**5,2**	22	0.019	8.81	0.13

0604HQ (1610) High Q

Part number	Inductance ±5% (nH)	Q min	SRF min (GHz)	DCR max (Ohms)	Irms (A)	1.7 GHz L typ	1.7 GHz Q typ
0604HQ-1N1XJLC	1.15 @ 500 MHz	25	12.3	0.021	3.0	1.2	136
0604HQ-2N6XJLC	2.6 @ 500 MHz	45	9.30	0.026	2.0	2.6	163
0604HQ-4N5XJLC	4.5 @ 500 MHz	50	5.80	0.032	1.8	4.7	155
0604HQ-5N0XJLC	5.0 @ 500 MHz	60	5.30	0.032	1.6	5.2	178
0604HQ-6N8XJLC	6.8 @ 500 MHz	60	4.70	0.035	1.8	7.4	172
0604HQ-7N6XJLC	7.6 @ 500 MHz	60	4.40	0.035	1.5	7.9	137
0604HQ-10NXJLC	10.4 @ 500 MHz	60	4.10	0.037	1.5	11.5	160

* Bold numbers indicate tolerances carried in stock. When ordering, please replace underscore in part number with the proper tolerance code: G = 2%, H = 3%, J = 5%. (e.g. 0603CS-R39X**G**EW for a 2% tolerance part.)

0805AF (2012) High L Ferrite

Part number	Inductance ±5% (µH)	Q typ	Impedance typ (Ohms)	SRF typ (MHz)	DCR max (Ohms)	Irms (mA)
0805AF-111XJRC	0.11 @ 7.9 MHz	18 @ 7.9 MHz	370 @ 500MHz	1260	0.05	940
0805AF-681XJRC	0.68 @ 7.9 MHz	19 @ 7.9 MHz	430 @ 100 MHz	425	0.30	660
0805AF-102XJRC	1.0 @ 7.9 MHz	17 @ 7.9 MHz	670 @ 100 MHz	355	0.39	650
0805AF-122XJRC	1.2 @ 7.9 MHz	19 @ 7.9 MHz	860 @ 100 MHz	375	0.64	440
0805AF-152XJRC	1.5 @ 7.9 MHz	20 @ 7.9 MHz	1000 @ 100 MHz	285	0.74	390
0805AF-182XJRC	1.8 @ 7.9 MHz	20 @ 7.9 MHz	1360 @ 100 MHz	300	0.98	370
0805AF-222XJRC	2.2 @ 7.9 MHz	19 @ 7.9 MHz	840 @ 50 MHz	105	0.98	350
0805AF-272XJRC	2.7 @ 7.9 MHz	19 @ 7.9 MHz	1050 @ 50MHz	100	1.16	320
0805AF-332XJRC	3.3 @ 7.9 MHz	19 @ 7.9 MHz	1670 @ 50 MHz	85	1.20	330
0805AF-472XJRC	4.7 @ 7.9 MHz	18 @ 7.9 MHz	950 @ 25 MHz	55	1.50	280
0805AF-682XJRC	6.8 @ 7.9 MHz	18 @ 7.9 MHz	450 @ 10MHz	37	1.90	240
0805AF-103XJRC	10 @ 2.5 MHz	18 @ 2.5 MHz	740 @ 10 MHz	26	2.20	230
0805AF-153XJRC	15 @ 2.5 MHz	17 @ 2.5 MHz	1300 @ 10MHz	20	4.25	150
0805AF-223XJRC	22 @ 2.5 MHz	17 @ 2.5 MHz	1620 @ 10 MHz	21	6.70	120

Q200 125°

0805CS (2012)

Part number	Inductance (nH)	Percent tolerance*	Q min	SRF typ (MHz)	DCR max (Ohms)	Irms (mA)
0805CS-020XJEC	2.8 @ 250 MHz	**5**	80 @ 1500 MHz	12200	0.06	800
0805CS-3N0XJEC	3.0 @ 250 MHz	**5**	65 @ 1500 MHz	12200	0.06	800
0805CS-030XJEC	3.3 @ 250 MHz	**5**	50 @ 1500 MHz	12200	0.08	600
0805CS-050XJEC	5.6 @ 250 MHz	**5**	65 @ 1000 MHz	5900	0.08	600
0805CS-060XJEC	6.8 @ 250 MHz	**5**	50 @ 1000 MHz	5600	0.11	600
0805CS-070XJEC	7.5 @ 250 MHz	**5**	50 @ 1000 MHz	4800	0.14	600
0805CS-080X_EC	8.2 @ 250 MHz	**5,2**	50 @ 1000 MHz	4400	0.12	600
0805CS-100X_EC	10 @ 250 MHz	**5,2**	60 @ 500 MHz	4300	0.10	600
0805CS-120X_EC	12 @ 250 MHz	**5,2**	50 @ 500 MHz	4000	0.15	600
0805CS-150X_EC	15 @ 250 MHz	**5,2**	50 @ 500 MHz	3200	0.17	600
0805CS-180X_EC	18 @ 250 MHz	**5,2**	50 @ 500 MHz	3100	0.20	600
0805CS-220X_EC	22 @ 250 MHz	**5,2**	55 @ 500 MHz	2600	0.22	500
0805CS-240X_EC	24 @ 250 MHz	**5,2**	50 @ 500 MHz	2400	0.22	500
0805CS-270X_EC	27 @ 250 MHz	**5,2**	55 @ 500 MHz	2580	0.25	500
0805CS-330X_EC	33 @ 250 MHz	**5,2**,1	60 @ 500 MHz	2150	0.27	500
0805CS-360X_EC	36 @ 250 MHz	**5,2**,1	55 @ 500 MHz	1900	0.27	500
0805CS-390X_EC	39 @ 250 MHz	**5,2**,1	60 @ 500 MHz	2000	0.29	500
0805CS-430X_EC	43 @ 200 MHz	**5,2**,1	60 @ 500 MHz	1800	0.34	500
0805CS-470X_EC	47 @ 200 MHz	**5,2**,1	60 @ 500 MHz	1700	0.31	500
0805CS-560X_EC	56 @ 200 MHz	**5,2**,1	60 @ 500 MHz	1600	0.34	500
0805CS-680X_EC	68 @ 200 MHz	**5,2**,1	60 @ 500 MHz	1500	0.38	500
0805CS-820X_EC	82 @ 150 MHz	**5,2**,1	65 @ 500 MHz	1330	0.42	400
0805CS-910X_EC	91 @150 MHz	**5,2**,1	65 @ 500 MHz	1330	0.48	400
0805CS-101X_EC	100 @150 MHz	**5,2**,1	65 @ 500 MHz	1250	0.46	400
0805CS-111X_EC	110 @150 MHz	**5,2**	50 @ 250 MHz	1100	0.48	400
0805CS-121X_EC	120 @ 150 MHz	**5,2,1**	50 @ 250 MHz	1100	0.51	400
0805CS-151X_EC	150 @ 100 MHz	**5,2,1**	50 @ 250 MHz	920	0.56	400
0805CS-181X_EC	180 @ 100 MHz	**5,2**,1	50 @ 250 MHz	920	0.64	400
0805CS-221X_EC	220 @ 100 MHz	**5,2**	50 @ 250 MHz	820	0.70	400
0805CS-241X_EC	240 @ 100 MHz	**5,2**	44 @ 250 MHz	770	1.00	350
0805CS-271X_EC	270 @ 100 MHz	**5,2**	48 @ 250 MHz	730	1.00	350
0805CS-331X_EC	330 @ 100 MHz	**5,2**	48 @ 250 MHz	650	1.40	310
0805CS-391X_EC	390 @ 100 MHz	**5,2**	48 @ 250 MHz	600	1.50	290
0805CS-471X_EC	470 @ 50 MHz	**5,2**	33 @ 100 MHz	375	1.76	250
0805CS-561X_EC	560 @ 25 MHz	**5,2**	23 @ 50 MHz	330	1.90	230
0805CS-681X_EC	680 @ 25 MHz	**5,2**	23 @ 50 MHz	310	2.20	190
0805CS-821X_EC	820 @ 25 MHz	**5,2**	23 @ 50 MHz	310	2.35	180

Which chip inductor family should you use?

	Ceramic (SUFFIX, BODY SIZE)				Ferrite (SUFFIX, BODY SIZE)		
Highest Q	**DC** 0402	**HP** 0402-0805	**HQ** 0403-1008	**CS** 0402-1812	**LS** 0603-1812		
Lowest DCR	**DC** 0402	**HP** 0402-0805	**DS** 0201		**DF** 0402	**AF** 0201-1008	**LS** 0603-1812
Highest current	**HP** 0402-0805	**PA** 0402	**HC** 0603		**DF** 0402	**AF** 0201-1008	**LS** 0603-1812
Highest L	**HL** 0201-0603				**DF** 0402	**LS** 0603-1812	
Lowest Profile	**CT** 1005-2520				**FL** 1005		

0805HP (2012) High Q

Part number	Inductance (nH)	Percent tolerance*	Q typ	SRF typ (MHz)	DCR max (Ohms)	Irms (A)
0805HP-2N6XJRC	2.6 @ 250 MHz	**5**	100 @ 1500 MHz	9500	0.015	2.0
0805HP-6N2XJRC	6.2 @ 250 MHz	**5**	104 @ 1000 MHz	7200	0.027	1.5
0805HP-6N8XJRC	6.8 @ 250 MHz	**5**	90 @ 1000 MHz	6000	0.066	1.3
0805HP-11NX_RC	11 @ 250 MHz	**5,2**	93 @ 500 MHz	4750	0.039	1.6
0805HP-12NX_RC	12 @ 250 MHz	**5,2**	91 @ 500 MHz	4425	0.039	1.4
0805HP-13NX_RC	13 @ 250 MHz	**5,2**	91 @ 500 MHz	4100	0.039	1.4
0805HP-18NX_RC	18 @ 250 MHz	**5,2**	95 @ 500 MHz	3650	0.050	1.2
0805HP-33NX_RC	33 @ 250 MHz	**5,2**	100 @ 500 MHz	2410	0.087	1.1
0805HP-47NX_RC	47 @ 200 MHz	**5,2**	105 @ 500 MHz	2170	0.093	1.0
0805HP-56NX_RC	56 @ 200 MHz	**5,2**	100 @ 500 MHz	1815	0.122	0.95
0805HP-82NX_RC	82 @ 150 MHz	**5,2**	103 @ 500 MHz	1525	0.168	0.82
0805HP-101X_RC	100 @ 150 MHz	**5,2**	100 @ 500 MHz	1400	0.220	0.72
0805HP-121X_RC	120 @ 150 MHz	**5,2**	80 @ 250 MHz	1265	0.293	0.62
0805HP-151X_RC	150 @ 100 MHz	**5,2**	80 @ 250 MHz	1150	0.288	0.60
0805HP-181X_RC	180 @ 100 MHz	**5,2**	77 @ 250 MHz	1025	0.374	0.54
0805HP-221X_RC	220 @ 100 MHz	**5,2**	75 @ 250 MHz	930	0.426	0.50
0805HP-271X_RC	270 @ 100 MHz	**5,2**	75 @ 100 MHz	830	0.754	0.42
0805HP-331X_RC	330 @ 100 MHz	**5,2**	54 @ 100 MHz	770	1.004	0.36
0805HP-391X_RC	390 @ 100 MHz	**5,2**	52 @ 100 MHz	700	1.110	0.33
0805HP-471X_RC	470 @ 50 MHz	**5,2**	52 @ 100 MHz	640	1.559	0.28
0805HP-561X_RC	560 @ 25 MHz	**5,2**	46 @ 100 MHz	550	2.067	0.24
0805HP-681X_RC	680 @ 25 MHz	**5,2**	46 @ 100 MHz	535	2.355	0.21
0805HP-821X_RC	820 @ 25 MHz	**5,2**	50 @ 100 MHz	485	3.945	0.18

* Bold numbers indicate tolerances carried in stock. When ordering, please replace underscore in part number with the proper tolerance code: F = 1%, G = 2%, H = 3%, J = 5%. (e.g. 0805CS-121X**G**RC for a 2% tolerance part.)

0603HC, 0603HP, 0603LS, 0604HQ, 0805AF, 0805CS

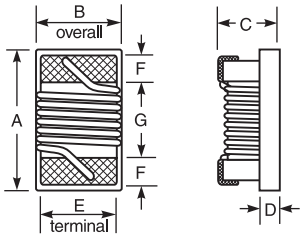

0603HL, 0805HP

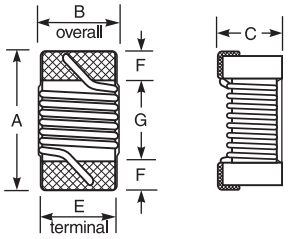

Dimensions (inches *mm*)

Series	A max	B max	C max	D ref	E	F	G
0603HC	0.071 *1,80*	0.044 *1,12*	0.040 *1,02*	0.015 *0,38*	0.030 *0,76*	0.013 *0,33*	0.034 *0,86*
0603HL	0.071 *1,80*	0.047 *1,19*	0.037 *0,94*		0.030 *0,76*	0.011 *0,28*	0.038 *0,97*
0603HP	0.069 *1,75*	0.043 *1,09*	0.037 *0,94*	0.015 *0,38*	0.029 *0,74*	0.011 *0,28*	0.048 *1,22*
0603LS	0.071 *1,80*	0.050 *1,27*	0.044 *1,12*	0.015 *0,38*	0.030 *0,76*	0.013 *0,33*	0.034 *0,86*
0604HQ	0.073 *1,85*	0.054 *1,37*	0.047 *1,19*	0.025 *0,64*	0.040 *1,02*	0.013 *0,33*	0.034 *0,86*
0805AF	0.090 *2,29*	0.068 *1,73*	0.060 *1,52*	0.020 *0,51*	0.050 *1,27*	0.016 *0,41*	0.040 *1,02*
0805CS	0.090 *2,29*	0.068 *1,73*	0.060 *1,52*	0.020 *0,51*	0.050 *1,27*	0.020 *0,51*	0.040 *1,02*
0805HP	0.087 *2,21*	0.068 *1,73*	0.061 *1,55*		0.061 *1,55*	0.012 *0,30*	0.063 *1,61*

0805HT (2012) Low Profile

Part number	Inductance (nH)	Percent tolerance*	Q min	SRF min (MHz)	DCR max (Ohms)	Irms (mA)
0805HT-1N8TJEC	1.8 @ 250 MHz	**5**	55 @ 1500 MHz	9400	0.030	800
0805HT-2N0TJEC	2.0 @ 250 MHz	**5**	55 @ 1000 MHz	11500	0.018	800
0805HT-3N9TJEC	3.9 @ 250 MHz	**5**	50 @ 1000 MHz	6100	0.055	800
0805HT-4N3TJEC	4.3 @ 250 MHz	**5**	80 @ 1000 MHz	6164	0.030	800
0805HT-4N7TJEC	4.7 @ 250 MHz	**5**	50 @ 1000 MHz	5500	0.060	800
0805HT-5N1TJEC	5.1 @ 250 MHz	**5**	45 @ 1000 MHz	6100	0.069	800
0805HT-5N6TJEC	5.6 @ 250 MHz	**5**	45 @ 1000 MHz	5800	0.091	800
0805HT-6N8TJEC	6.8 @ 250 MHz	**5**	50 @ 1000 MHz	4800	0.080	800
0805HT-7N5TJEC	7.5 @ 250 MHz	**5**	47 @ 1000 MHz	4600	0.082	800
0805HT-8N2TJEC	8.2 @ 250 MHz	**5**	50 @ 1000 MHz	4800	0.080	800
0805HT-9N1TJEC	9.1 @ 250 MHz	**5**	54 @ 750 MHz	3900	0.105	800
0805HT-10NT_EC	10 @ 250 MHz	**5,2**	55 @ 750 MHz	3300	0.080	800
0805HT-12NT_EC	12 @ 250 MHz	**5,2**	55 @ 750 MHz	3800	0.10	800
0805HT-15NT_EC	15 @ 250 MHz	**5,2**	50 @ 500 MHz	2950	0.10	800
0805HT-18NT_EC	18 @ 250 MHz	**5,2**	50 @ 500 MHz	3100	0.13	800
0805HT-20NT_EC	20 @ 250 MHz	**5,2**	50 @ 500 MHz	2700	0.17	800
0805HT-22NT_EC	22 @ 250 MHz	**5,2**	50 @ 500 MHz	2900	0.15	800
0805HT-27NT_EC	27 @ 250 MHz	**5,2**	50 @ 500 MHz	2450	0.19	700
0805HT-33NT_EC	33 @ 250 MHz	**5,2**	55 @ 500 MHz	2350	0.19	600
0805HT-39NT_EC	39 @ 250 MHz	**5,2**,1	55 @ 500 MHz	2200	0.27	600
0805HT-47NT_EC	47 @ 200 MHz	**5,2**,1	50 @ 500 MHz	2000	0.30	600
0805HT-56NT_EC	56 @ 200 MHz	**5,2**,1	50 @ 500 MHz	1850	0.39	500
0805HT-68NT_EC	68 @ 200 MHz	**5,2**,1	50 @ 500 MHz	1500	0.40	500
0805HT-82NT_EC	82 @ 150 MHz	**5,2**,1	50 @ 500 MHz	1500	0.44	500
0805HT-R10T_EC	100 @ 150 MHz	**5,2**	50 @ 500 MHz	1200	0.64	400
0805HT-R12T_EC	120 @ 150 MHz	**5,2**	40 @ 250 MHz	1150	0.68	300
0805HT-R15T_EC	150 @ 150 MHz	**5,2**	40 @ 250 MHz	1050	0.80	300
0805HT-R18T_EC	180 @ 150 MHz	**5,2**	40 @ 250 MHz	830	0.86	300
0805HT-R22T_EC	220 @ 150 MHz	**5,2**	39 @ 150 MHz	820	1.29	200
0805HT-R27T_EC	270 @ 150 MHz	**5,2**	33 @ 150 MHz	790	1.40	200
0805HT-R33T_EC	330 @ 150 MHz	**5,2**	32 @ 150 MHz	730	1.93	200
0805HT-R39T_EC	390 @ 100 MHz	**5,2**	30 @ 150 MHz	675	2.80	200
0805HT-R47T_EC	470 @ 100 MHz	**5,2**	30 @ 150 MHz	610	3.10	200
0805HT-R50T_EC	500 @ 50 MHz	**5,2**	20 @ 50 MHz	585	3.20	200

0805HQ (2012) High Q

Q200 125°

Part number	Inductance (nH)	Percent tolerance*	Q min	SRF min (MHz)	DCR max (Ohms)	Irms (A)
0805HQ-2N5XJEC	2.5 @ 250 MHz	**5**	80	10300	0.020	1.6
0805HQ-5N6XJEC	5.6 @ 250 MHz	**5**	98	6100	0.035	1.6
0805HQ-6N2XJEC	6.2 @ 250 MHz	**5**	88	4750	0.035	1.6
0805HQ-12NXJEC	12 @ 250 MHz	**5**	80	3000	0.045	1.6
0805HQ-16NX_EC	16 @ 250 MHz	**5,2**	72	2950	0.060	1.5
0805HQ-18NX_EC	18 @ 250 MHz	**5,2**	75	2550	0.060	1.4
0805HQ-20NX_EC	20 @ 250 MHz	**5,2**	70	2050	0.055	1.4
0805HQ-27NX_EC	27 @ 250 MHz	**5,2**	75	2000	0.070	1.3
0805HQ-30NX_EC	30 @ 250 MHz	**5,2**	65	1950	0.095	1.2
0805HQ-39NX_EC	39 @ 250 MHz	**5,2**	65	1600	0.110	1.1
0805HQ-48NX_EC	48 @ 200 MHz	**5,2**	65	1400	0.095	1.2
0805HQ-51NX_EC	51 @ 200 MHz	**5,2**	65	1400	0.120	1.0

0805LS (2012) High L Ferrite

Q200 85°

Part number	Inductance (µH)	Percent tolerance*	Q min	SRF min (MHz)	DCR max (Ohms)	Irms (A)
0805LS-78NX_EC	0.078 @ 7.9 MHz	**5,2**	19	1440	0.042	2.0
0805LS-111X_EC	0.110 @ 7.9 MHz	**5,2**	19	1200	0.05	2.0
0805LS-471X_EC	0.470 @ 7.9 MHz	**5,2**	19	500	0.31	0.720
0805LS-681X_EC	0.680 @ 7.9 MHz	**5,2**	20	400	0.46	0.590
0805LS-102X_EC	1.0 @ 7.9 MHz	**5,2**	20	340	0.69	0.500
0805LS-122X_EC	1.2 @ 7.9 MHz	**5,2**	15	280	1.20	0.400
0805LS-152X_EC	1.5 @ 7.9 MHz	**5,2**	20	275	1.03	0.490
0805LS-182X_EC	1.8 @ 7.9 MHz	**5,2**	20	246	1.15	0.410
0805LS-222X_EC	2.2 @ 7.9 MHz	**5,2**	20	106	1.28	0.365
0805LS-272X_EC	2.7 @ 7.9 MHz	**5,2**	20	105	1.48	0.350
0805LS-332X_EC	3.3 @ 7.9 MHz	**5,2**	20	83	1.57	0.330
0805LS-392X_EC	3.9 @ 7.9 MHz	**5,2**	20	52	1.70	0.300
0805LS-472X_EC	4.7 @ 7.9 MHz	**5,2**	20	50	1.87	0.280
0805LS-682X_EC	6.8 @ 7.9 MHz	**5,2**	20	35	2.25	0.260
0805LS-822X_EC	8.2 @ 2.5 MHz	**5,2**	18	27	2.55	0.250
0805LS-103X_EC	10 @ 2.5 MHz	**5,2**	18	21	3.45	0.200
0805LS-153X_EC	15 @ 2.5 MHz	**5,2**	18	17	5.03	0.180
0805LS-223X_EC	22 @ 2.5 MHz	**5,2**	18	13	6.18	0.150
0805LS-273X_EC	27 @ 2.5 MHz	**5,2**	15	11	11.04	0.120

1008AF (2520) High Current

Part number	Inductance (µH)	Percent tolerance*	Q typ	SRF min (MHz)	DCR max (Ohms)	Isat (A)	Irms (A)
1008AF-901X_EC	0.9 @ 2.5 MHz	10,**5**	25	415	0.100	1.4	1.3
1008AF-112X_EC	1.1 @ 2.5 MHz	10,**5**	24	376	0.105	1.3	1.2
1008AF-132X_EC	1.3 @ 2.5 MHz	10,**5**	37	198	0.110	1.2	1.1
1008AF-152X_EC	1.5 @ 2.5 MHz	10,**5**	22	135	0.125	1.1	1.0
1008AF-192X_EC	1.9 @ 2.5 MHz	10,**5**	29	126	0.140	1.0	1.0
1008AF-222X_EC	2.2 @ 2.5 MHz	10,**5**	21	106	0.155	0.95	0.95
1008AF-272X_EC	2.7 @ 2.5 MHz	10,**5**	22	70	0.190	0.80	0.90
1008AF-332X_EC	3.3 @ 2.5 MHz	10,**5**	21	59	0.210	0.75	0.80
1008AF-392X_EC	3.9 @ 2.5 MHz	10,**5**	21	55	0.220	0.70	0.80
1008AF-472X_EC	4.7 @ 2.5 MHz	10,**5**	27	48	0.435	0.70	0.65
1008AF-582X_EC	5.8 @ 2.5 MHz	10,**5**	21	37	0.280	0.55	0.75
1008AF-682X_EC	6.8 @ 2.5 MHz	10,**5**	28	33	0.315	0.50	0.70
1008AF-822X_EC	8.2 @ 2.5 MHz	10,**5**	20	34	0.395	0.50	0.65
1008AF-103X_EC	10.0 @ 2.5 MHz	10,**5**	22	26	0.480	0.45	0.55

1008CS (2520)

Q200 125°

Part number	Inductance (nH)	Percent tolerance*	Q min	SRF min (MHz)	DCR max (Ohms)	Irms (mA)
1008CS-100X_EC	10 @ 50 MHz	**5,2**	50 @ 500 MHz	4100	0.08	1000
1008CS-120X_EC	12 @ 50 MHz	**5,2**	50 @ 500 MHz	3300	0.09	1000
1008CS-150X_EC	15 @ 50 MHz	**5,2**	50 @ 500 MHz	2500	0.10	1000
1008CS-180X_EC	18 @ 50 MHz	**5,2**	50 @ 350 MHz	2500	0.11	1000
1008CS-220X_EC	22 @ 50 MHz	**5,2**,1	55 @ 350 MHz	2400	0.12	1000
1008CS-270X_EC	27 @ 50 MHz	**5,2**	55 @ 350 MHz	1600	0.13	1000
1008CS-330X_EC	33 @ 50 MHz	**5,2**	60 @ 350 MHz	1600	0.14	1000
1008CS-390X_EC	39 @ 50 MHz	**5,2**,1	60 @ 350 MHz	1500	0.15	1000
1008CS-470X_EC	47 @ 50 MHz	**5,2**,1	65 @ 350 MHz	1500	0.16	1000
1008CS-560X_EC	56 @ 50 MHz	**5,2**,1	65 @ 350 MHz	1300	0.18	1000
1008CS-680X_EC	68 @ 50 MHz	**5,2**,1	65 @ 350 MHz	1300	0.20	1000
1008CS-820X_EC	82 @ 50 MHz	**5,2**,1	60 @ 350 MHz	1000	0.22	1000
1008CS-101X_EC	100 @ 25 MHz	**5,2**,1	60 @ 350 MHz	1000	0.56	650
1008CS-121X_EC	120 @ 25 MHz	**5,2**,1	60 @ 350 MHz	950	0.63	650
1008CS-151X_EC	150 @ 25 MHz	**5,2**,1	45 @ 100 MHz	850	0.70	580
1008CS-181X_EC	180 @ 25 MHz	**5,2**,1	45 @ 100 MHz	750	0.77	620
1008CS-221X_EC	220 @ 25 MHz	**5,2**,1	45 @ 100 MHz	700	0.84	500
1008CS-271X_EC	270 @ 25 MHz	**5,2,1**	45 @ 100 MHz	600	0.91	500
1008CS-331X_EC	330 @ 25 MHz	**5,2**,1	45 @ 100 MHz	570	1.05	450
1008CS-391X_EC	390 @ 25 MHz	**5,2**,1	45 @ 100 MHz	500	1.12	470
1008CS-471X_EC	470 @ 25 MHz	**5,2**,1	45 @ 100 MHz	450	1.19	470
1008CS-561X_EC	560 @ 25 MHz	**5,2**,1	45 @ 100 MHz	415	1.33	400
1008CS-621X_EC	620 @ 25 MHz	**5,2**,1	45 @ 100 MHz	375	1.40	300
1008CS-681X_EC	680 @ 25 MHz	**5,2**,1	45 @ 100 MHz	375	1.47	400
1008CS-751X_EC	750 @ 25 MHz	**5,2**,1	45 @ 100 MHz	360	1.54	360
1008CS-821X_EC	820 @ 25 MHz	**5,2**,1	45 @ 100 MHz	350	1.61	400
1008CS-911X_EC	910 @ 25 MHz	**5,2,1**	35 @ 50 MHz	320	1.68	380
1008CS-102X_EC	1000 @ 25 MHz	**5,2,1**	35 @ 50 MHz	290	1.75	370
1008CS-122X_EC	1200 @ 7.9 MHz	**5,2**	35 @ 50 MHz	250	2.00	310
1008CS-132X_EC	1300 @ 7.9 MHz	**5,2**	25 @ 50 MHz	200	2.25	310
1008CS-152X_EC	1500 @ 7.9 MHz	**5,2**	28 @ 50 MHz	200	2.3	330
1008CS-182X_EC	1800 @ 7.9 MHz	**5,2**	28 @ 50 MHz	160	2.6	300
1008CS-222X_EC	2200 @ 7.9 MHz	**5,2**	28 @ 50 MHz	160	2.8	280
1008CS-272X_EC	2700 @ 7.9 MHz	**5,2**	22 @ 25 MHz	140	3.2	290
1008CS-332X_EC	3300 @ 7.9 MHz	**5,2**	22 @ 25 MHz	110	3.4	290
1008CS-392X_EC	3900 @ 7.9 MHz	**5,2**	20 @ 25 MHz	100	3.6	260
1008CS-472X_EC	4700 @ 7.9 MHz	**5,2**	20 @ 25 MHz	90	4.0	260
1008CS-562XJEC	5600 @ 7.9 MHz	**5**	16 @ 7.9 MHz	20	4.0	240
1008CS-682XJEC	6800 @ 7.9 MHz	**5**	18 @ 7.9 MHz	40	4.9	200
1008CS-822XJEC	8200 @ 7.9 MHz	**5**	18 @ 7.9 MHz	25	6.0	170

1008CT (2520) Low Profile

Part number	Inductance (nH)	Percent tolerance*	Q min	SRF min (MHz)	DCR max (Ohms)	Irms (mA)
1008CT-040XJLC	4.7 @ 50 MHz	**5**	28 @ 500 MHz	7500	0.15	600
1008CT-080X_LC	8.2 @ 50 MHz	**5,2**	40 @ 500 MHz	5000	0.22	600
1008CT-100XJLC	10 @ 50 MHz	**5**	40 @ 500 MHz	3000	0.22	600
1008CT-150X_LC	15 @ 50 MHz	**5,2**	40 @ 500 MHz	3000	0.22	600
1008CT-200X_LC	20 @ 50 MHz	**5,2**	50 @ 500 MHz	2400	0.33	600
1008CT-300X_LC	30 @ 50 MHz	**5,2**	50 @ 500 MHz	2400	0.38	600
1008CT-400X_LC	40 @ 50 MHz	**5,2**	60 @ 500 MHz	2000	0.43	600
1008CT-500X_LC	50 @ 50 MHz	**5,2**	60 @ 500 MHz	1900	0.48	600
1008CT-600X_LC	60 @ 50 MHz	**5,2**,1	60 @ 500 MHz	1800	0.52	600
1008CT-700X_LC	70 @ 50 MHz	**5,2**,1	60 @ 500 MHz	1700	0.55	510
1008CT-800X_LC	80 @ 50 MHz	**5,2**,1	60 @ 500 MHz	1400	0.56	510
1008CT-900X_LC	90 @ 50 MHz	**5,2**	65 @ 500 MHz	1400	0.61	500
1008CT-101X_LC	100 @ 50 MHz	**5,2**	60 @ 500 MHz	1000	0.63	480

1008HQ (2520) High Q

Part number	Inductance (nH)	Percent tolerance*	Q min	SRF min (GHz)	DCR max (Ohms)	Irms (A)
1008HQ-3N0XJLC	3.0 @ 50 MHz	**5**	70	8.10	0.04	1.6
1008HQ-4N1XJLC	4.1 @ 50 MHz	**5**	75	6.20	0.05	1.6
1008HQ-7N8XJLC	7.8 @ 50 MHz	**5**	75	3.80	0.05	1.6
1008HQ-10NX_LC	10 @ 50 MHz	**5,2**	60	3.60	0.06	1.6
1008HQ-12NX_LC	12 @ 50 MHz	**5,2**	70	2.80	0.06	1.5
1008HQ-18NX_LC	18 @ 50 MHz	**5,2**,1	62	2.70	0.07	1.4
1008HQ-22NX_LC	22 @ 50 MHz	**5,2**	62	2.05	0.07	1.4
1008HQ-33NX_LC	33 @ 50 MHz	**5,2**	75	1.70	0.09	1.3
1008HQ-36NX_LC	36 @ 50 MHz	**5,2**	65	1.40	0.09	1.3
1008HQ-39NX_LC	39 @ 50 MHz	**5,2**	75	1.30	0.09	1.3
1008HQ-47NX_LC	47 @ 50 MHz	**5,2**,1	75	1.45	0.12	1.2
1008HQ-56NX_LC	56 @ 50 MHz	**5,2**,1	75	1.23	0.12	1.2
1008HQ-68NX_LC	68 @ 50 MHz	**5,2**,1	80	1.15	0.13	1.1
1008HQ-82NX_LC	82 @ 50 MHz	**5,2**	80	1.06	0.16	1.1
1008HQ-R10X_LC	100 @ 50 MHz	**5,2**	62	0.82	0.16	1.0

1008HT (2520) Low Profile

Part number	Inductance (nH)	Percent tolerance*	Q min	SRF min (MHz)	DCR max (Ohms)	Irms (mA)
1008HT-3N3TJLC	3.3 @ 250 MHz	**5**	65 @ 1500 MHz	7900	0.025	1000
1008HT-6N8TJLC	6.8 @ 250 MHz	**5**	70 @ 1500 MHz	5500	0.05	1000
1008HT-7N2TJLC	7.2 @ 250 MHz	**5**	70 @ 1500 MHz	4800	0.05	1000
1008HT-12NTJLC	12 @ 250 MHz	**5**	55 @ 700 MHz	3800	0.065	1000
1008HT-15NTJLC	15 @ 250 MHz	**5**	55 @ 700 MHz	2800	0.08	1000
1008HT-18NTJLC	18 @ 250 MHz	**5**	55 @ 500 MHz	3000	0.09	1000
1008HT-22NTJLC	22 @ 250 MHz	**5**	55 @ 500 MHz	2600	0.11	950
1008HT-27NT_LC	27 @ 250 MHz	**5,2**	55 @ 500 MHz	2400	0.13	850
1008HT-33NT_LC	33 @ 200 MHz	**5,2**	55 @ 350 MHz	2000	0.135	760
1008HT-39NT_LC	39 @ 200 MHz	**5,2**	55 @ 350 MHz	1900	0.17	700
1008HT-47NT_LC	47 @ 200 MHz	**5,2**,1	55 @ 350 MHz	1500	0.18	660
1008HT-56NT_LC	56 @ 150 MHz	**5,2**,1	50 @ 300 MHz	1500	0.18	620
1008HT-68NT_LC	68 @ 150 MHz	**5,2**,1	50 @ 300 MHz	1500	0.23	550
1008HT-82NT_LC	82 @ 150 MHz	**5,2**,1	40 @ 250 MHz	1300	0.35	500
1008HT-R10T_LC	100 @ 100 MHz	**5,2**,1	40 @ 250 MHz	1200	0.64	420
1008HT-R12T_LC	120 @ 100 MHz	**5,2**,1	40 @ 200 MHz	1090	0.55	350
1008HT-R14T_LC	140 @ 100 MHz	**5,2**,1	40 @ 200 MHz	1100	0.70	320
1008HT-R15T_LC	150 @ 100 MHz	**5,2**,1	40 @ 200 MHz	960	0.75	300
1008HT-R18T_LC	180 @ 50 MHz	**5,2**,1	40 @ 200 MHz	920	1.02	250
1008HT-R22T_LC	220 @ 50 MHz	**5,2**,1	34 @ 100 MHz	750	1.15	250
1008HT-R24T_LC	240 @ 50 MHz	**5,2**	32 @ 100 MHz	800	1.15	250
1008HT-R27T_LC	270 @ 50 MHz	**5,2**	32 @ 100 MHz	770	1.25	250
1008HT-R33T_LC	330 @ 25 MHz	**5,2**	32 @ 100 MHz	635	1.35	250
1008HT-R39T_LC	390 @ 25 MHz	**5,2**	32 @ 100 MHz	555	1.45	250
1008HT-R47T_LC	470 @ 25 MHz	**5,2**	32 @ 100 MHz	530	1.65	240
1008HT-R56T_LC	560 @ 25 MHz	**5,2**	32 @ 100 MHz	485	1.90	240

Which chip inductor family should you use?

	Ceramic (SUFFIX, BODY SIZE)				Ferrite (SUFFIX, BODY SIZE)		
Highest Q	**DC** 0402	**HP** 0402-0805	**HQ** 0403-1008	**CS** 0402-1812	**LS** 0603-1812		
Lowest DCR	**DC** 0402	**HP** 0402-0805	**DS** 0201		**DF** 0402	**AF** 0201-1008	**LS** 0603-1812
Highest current	**HP** 0402-0805	**PA** 0402	**HC** 0603		**DF** 0402	**AF** 0201-1008	**LS** 0603-1812
Highest L	**HL** 0201-0603				**DF** 0402	**LS** 0603-1812	
Lowest Profile	**CT** 1005-2520				**FL** 1005		

Q200 85°

1008LS (2520) High L

Part number	Inductance ±5% (µH)	Q min	SRF min (MHz)	DCR max (Ohms)	Irms (mA)	Color code
1008LS-102XJEC	1.0 @ 7.9 MHz	48 @ 50 MHz	230	0.62	700	Black
1008LS-122XJEC	1.2 @ 7.9 MHz	37 @ 50 MHz	210	0.68	650	Red
1008LS-152XJEC	1.5 @ 7.9 MHz	37 @ 50 MHz	190	0.76	630	Green
1008LS-182XJEC	1.8 @ 7.9 MHz	37 @ 50 MHz	170	0.84	600	Gay
1008LS-222XJEC	2.2 @ 7.9 MHz	37 @ 50 MHz	150	1.10	520	Red
1008LS-272XJEC	2.7 @ 7.9 MHz	37 @ 50 MHz	135	1.28	490	Violet
1008LS-332XJEC	3.3 @ 7.9 MHz	37 @ 50 MHz	120	1.46	450	Orange
1008LS-392XJEC	3.9 @ 7.9 MHz	37 @ 7.9 MHz	105	1.56	420	White
1008LS-432XJEC	4.3 @ 7.9 MHz	30 @ 7.9 MHz	85	1.70	400	Orange
1008LS-472XJEC	4.7 @ 7.9 MHz	32 @ 7.9 MHz	90	1.68	400	Violet
1008LS-502XJEC	5.0 @ 7.9 MHz	25 @ 7.9 MHz	30	2.20	360	Black
1008LS-562XJEC	5.6 @ 7.9 MHz	37 @ 7.9 MHz	80	1.82	380	Blue
1008LS-622XJEC	6.2 @ 7.9 MHz	32 @ 7.9 MHz	75	2.50	330	Red
1008LS-682XJEC	6.8 @ 7.9 MHz	37 @ 7.9 MHz	70	2.00	360	Gray
1008LS-822XJEC	8.2 @ 7.9 MHz	37 @ 7.9 MHz	65	2.65	330	Red
1008LS-912XJEC	9.1 @ 7.9 MHz	37 @ 7.9 MHz	57	2.90	310	Brown
1008LS-103XJEC	10 @ 7.9 MHz	37 @ 7.9 MHz	60	2.95	300	Black
1008LS-123XJEC	12 @ 2.5 MHz	28 @ 2.5 MHz	38	3.30	290	Red
1008LS-153XJEC	15 @ 2.5 MHz	34 @ 2.5 MHz	30	3.70	280	Green
1008LS-183XJEC	18 @ 2.5 MHz	28 @ 2.5 MHz	26	4.00	160	Gray
1008LS-223XJEC	22 @ 2.5 MHz	20 @ 2.5 MHz	22	6.14	270	Red
1008LS-273XJEC	27 @ 2.5 MHz	24 @ 2.5 MHz	12	6.45	210	Violet
1008LS-333XJEC	33 @ 2.5 MHz	22 @ 2.5 MHz	19	7.00	200	Orange
1008LS-393XJEC	39 @ 2.5 MHz	33 @ 2.5 MHz	26	10.0	170	White
1008LS-473XJEC	47 @ 2.5 MHz	20 @ 2.5 MHz	12	10.7	160	Violet
1008LS-563XJEC	56 @ 2.5 MHz	20 @ 2.5 MHz	8.0	10.0	170	Blue
1008LS-683XJEC	68 @ 0.79 MHz	14 @ 0.79 MHz	5.7	13.5	145	Gray
1008LS-104XJEC	100 @ 0.79 MHz	13 @ 0.79 MHz	4.5	20.5	120	Black

* Bold numbers indicate tolerances carried in stock. When ordering, please replace underscore in part number with the proper tolerance code: F = 1%, G = 2%, J = 5%. (e.g. 1008CT-800X**G**LC for a 2% tolerance part.)

0805HQ, 0805LS, 1008AF, 1008CS, 1008CT, 1008HQ, 1008LS

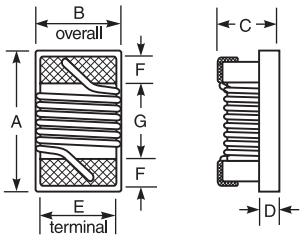

0805HT, 1008HT

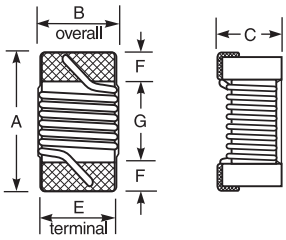

Dimensions (inches *mm*)

Series	A max	B max	C max	D ref	E	F	G
0805HQ	0.090 *2,29*	0.068 *1,73*	0.060 *1,52*	0.020 *0,51*	0.050 *1,27*	0.020 *0,51*	0.040 *1,02*
0805HT	0.085 *2,16*	0.060 *1,52*	0.035 *0,89*		0.050 *1,27*	0.017 *0,43*	0.045 *1,14*
0805LS	0.090 *2,29*	0.075 *1,91*	0.063 *1,60*	0.020 *0,51*	0.050 *1,27*	0.020 *0,51*	0.040 *1,02*
1008AF	0.115 *2,92*	0.110 *2,79*	0.075 *1,91*	0.020 *0,51*	0.080 *2,03*	0.020 *0,51*	0.060 *1,52*
1008CS	0.115 *2,92*	0.110 *2,79*	0.080 *2,03*	0.020 *0,51*	0.080 *2,03*	0.020 *0,51*	0.060 *1,52*
1008CT	0.115 *2,92*	0.110 *2,79*	0.050 *1,27*	0.020 *0,51*	0.080 *2,03*	0.020 *0,51*	0.060 *1,52*
1008HQ	0.115 *2,92*	0.110 *2,79*	0.080 *2,03*	0.020 *0,51*	0.080 *2,03*	0.020 *0,51*	0.060 *1,52*
1008HT	0.105 *2,67*	0.095 *2,41*	0.045 *1,14*		0.080 *2,03*	0.020 *0,51*	0.060 *1,52*
1008LS	0.115 *2,92*	0.110 *2,79*	0.080 *2,03*	0.020 *0,51*	0.080 *2,03*	0.020 *0,51*	0.060 *1,52*

1206CS (3216)

Q200 125°

Part number	Inductance (nH)	Percent tolerance*	Q min	SRF min (MHz)	DCR max (Ohms)	Irms (mA)
1206CS-030XJEC	3.3 @ 100 MHz	**5**	30 @ 300 MHz	6200	0.050	1000
1206CS-060XJEC	6.8 @ 100 MHz	**5**	30 @ 300 MHz	5500	0.070	1000
1206CS-100XJEC	10 @ 100 MHz	**5**	40 @ 300 MHz	4000	0.080	1000
1206CS-120X_EC	12 @ 100 MHz	**5,2**	40 @ 300 MHz	3200	0.080	1000
1206CS-150X_EC	15 @ 100 MHz	**5,2**	40 @ 300 MHz	3200	0.100	1000
1206CS-180X_EC	18 @ 100 MHz	**5,2**	50 @ 300 MHz	2800	0.100	1000
1206CS-220X_EC	22 @ 100 MHz	**5,2**	50 @ 300 MHz	2200	0.100	1000
1206CS-270X_EC	27 @ 100 MHz	**5,2**	50 @ 300 MHz	1800	0.110	1000
1206CS-330X_EC	33 @ 100 MHz	**5,2**	55 @ 300 MHz	1800	0.110	1000
1206CS-390X_EC	39 @ 100 MHz	**5,2**	55 @ 300 MHz	1800	0.120	1000
1206CS-470X_EC	47 @ 100 MHz	**5,2**	55 @ 300 MHz	1500	0.130	1000
1206CS-560X_EC	56 @ 100 MHz	**5,2,1**	55 @ 300 MHz	1450	0.140	1000
1206CS-680X_EC	68 @ 100 MHz	**5,2,1**	55 @ 300 MHz	1200	0.260	900
1206CS-820X_EC	82 @ 100 MHz	**5,2**,1	55 @ 300 MHz	1200	0.210	900
1206CS-101X_EC	100 @ 100 MHz	**5,2,1**	55 @ 300 MHz	1100	0.260	850
1206CS-121X_EC	120 @ 100 MHz	**5,2**,1	60 @ 300 MHz	1100	0.260	800
1206CS-151X_EC	150 @ 100 MHz	**5,2**,1	60 @ 300 MHz	950	0.310	750
1206CS-181X_EC	180 @ 50 MHz	**5,2**,1	60 @ 300 MHz	900	0.430	700
1206CS-221X_EC	220 @ 50 MHz	**5,2**,1	60 @ 300 MHz	760	0.500	670
1206CS-271X_EC	270 @ 50 MHz	**5,2**,1	55 @ 300 MHz	730	0.560	630
1206CS-331X_EC	330 @ 50 MHz	**5,2**,1	45 @ 150 MHz	650	0.620	590
1206CS-391X_EC	390 @ 50 MHz	**5,2**,1	45 @ 150 MHz	600	0.750	530
1206CS-471X_EC	470 @ 50 MHz	**5,2**,1	45 @ 150 MHz	550	1.30	490
1206CS-561X_EC	560 @ 35 MHz	**5,2**,1	45 @ 150 MHz	470	1.34	460
1206CS-621X_EC	620 @ 35 MHz	**5,2**,1	45 @ 150 MHz	470	1.58	460
1206CS-681X_EC	680 @ 35 MHz	**5,2**,1	45 @ 150 MHz	450	1.58	430
1206CS-751X_EC	750 @ 35 MHz	**5,2**,1	45 @ 150 MHz	440	2.25	320
1206CS-821X_EC	820 @ 35 MHz	**5,2**,1	45 @ 150 MHz	420	1.82	400
1206CS-911X_EC	910 @ 35 MHz	**5,2**,1	45 @ 150 MHz	410	2.95	310
1206CS-102X_EC	1000 @ 35 MHz	**5,2**,1	45 @ 150 MHz	400	2.80	320
1206CS-122X_EC	1200 @ 35 MHz	**5,2**,1	45 @ 150 MHz	380	3.20	300

1812CS (4532)

Q200 125°

Part number	Inductance (µH)	Percent tolerance*	Q min	SRF min (MHz)	DCR max (Ohms)	Irms (mA)
1812CS-102XJLC	1.0 @ 7.9 MHz	**5**	60 @ 50 MHz	310	1.2	480
1812CS-122XJLC	1.2 @ 7.9 MHz	**5**	62 @ 50 MHz	230	1.2	480
1812CS-152X_LC	1.5 @ 7.9 MHz	**5,2**	65 @ 50 MHz	210	1.6	430
1812CS-182XJLC	1.8 @ 7.9 MHz	**5**	68 @ 50 MHz	190	2.0	380
1812CS-222X_LC	2.2 @ 7.9 MHz	**5,2**	63 @ 50 MHz	170	2.2	340
1812CS-272X_LC	2.7 @ 7.9 MHz	**5,2**	63 @ 50 MHz	160	3.2	300
1812CS-332X_LC	3.3 @ 7.9 MHz	**5,2**	65 @ 50 MHz	145	3.8	270
1812CS-392X_LC	3.9 @ 7.9 MHz	**5,2**	69 @ 50 MHz	130	5.0	240
1812CS-472XJLC	4.7 @ 7.9 MHz	**5**	63 @ 50 MHz	115	5.4	230
1812CS-562XJLC	5.6 @ 7.9 MHz	**5**	59 @ 50 MHz	100	5.7	220
1812CS-682XJLC	6.8 @ 7.9 MHz	**5**	60 @ 50 MHz	90	6.6	210
1812CS-822X_LC	8.2 @ 7.9 MHz	**5,2**	47 @ 50 MHz	80	7.0	200
1812CS-103XJLC	10 @ 7.9 MHz	**5**	36 @ 50 MHz	70	7.7	190
1812CS-123XJLC	12 @ 2.5 MHz	**5**	35 @ 10 MHz	60	8.7	180
1812CS-153X_LC	15 @ 2.5 MHz	**5,2**	34 @ 10 MHz	50	9.6	170
1812CS-183XJLC	18 @ 2.5 MHz	**5**	30 @ 10 MHz	45	10.5	160
1812CS-223X_LC	22 @ 2.5 MHz	**5,2**	32 @ 10 MHz	40	11.5	155
1812CS-273XJLC	27 @ 2.5 MHz	**5**	29 @ 10 MHz	30	12.5	150
1812CS-333X_LC	33 @ 2.5 MHz	**5,2**	20 @ 10 MHz	20	13.5	145

1812FS (4532) Shielded

Part number	Inductance (µH)	Percent tolerance*	Q min	DCR max (Ohms)	SRF typ (MHz)	Isat (mA)	Irms (mA)
1812FS-102_LC	1.0	**10**,5	30	0.070	320	3100	2950
1812FS-122_LC	1.2	**10**,5	35	0.110	280	2800	2600
1812FS-152_LC	1.5	**10**,5	20	0.105	200	2100	2850
1812FS-222_LC	2.2	**10**,5	30	0.120	175	1800	2700
1812FS-242_LC	2.4	**10**,5	25	0.175	160	1900	2050
1812FS-272_LC	2.7	**10**,5	30	0.200	165	1400	2100
1812FS-332_LC	3.3	**10**,5	33	0.185	160	1400	1900
1812FS-392_LC	3.9	**10**,5	32	0.195	145	1300	1700
1812FS-472_LC	4.7	**10**,5	28	0.15	125	1000	1800
1812FS-562_LC	5.6	**10**,5	35	0.40	110	1000	1650
1812FS-682_LC	6.8	**10**,5	35	0.35	110	850	1450
1812FS-103_LC	10	**10**,5	35	0.55	90	710	1400
1812FS-153_LC	15	**10**,5	40	0.75	75	680	1150
1812FS-223_LC	22	**10**,5	45	0.85	15	600	855
1812FS-333_LC	33	**10**,5	45	1.1	10	540	820
1812FS-393_LC	39	**10**,5	45	1.1	9.8	500	710
1812FS-473_LC	47	**10**,5	45	1.2	8.0	390	645
1812FS-683_LC	68	**10**,5	45	1.8	14.2	260	650
1812FS-104_LC	100	**10**,5	45	2.5	4.5	260	520
1812FS-154_LC	150	**10**,5	40	3.8	3.4	220	475
1812FS-224_LC	220	**10**,5	45	5.4	3.0	180	390
1812FS-274_LC	270	**10**,5	35	6.5	2.0	150	350
1812FS-334_LC	330	**10**,5	45	6.8	3.0	150	310
1812FS-394_LC	390	**10**,5	35	7.6	2.6	140	310
1812FS-474_LC	470	**10**,5	35	8.7	2.10	130	280
1812FS-564_LC	560	**10**,5	20	11.2	1.60	110	280
1812FS-684_LC	680	**10**,5	25	12.7	1.90	100	250
1812FS-824_LC	820	**10**,5	25	16.8	1.45	90	210
1812FS-105_LC	1000	**10**,5	30	19.5	1.68	90	160

1812LS (4532) High L

Part number	Inductance ±5% (µH)	Q min	SRF typ (MHz)	DCR max (Ohms)	Irms (mA)
1812LS-123XJLC	12 @ 2.5 MHz	42 @ 2.5 MHz	85	2.0	310
1812LS-153XJLC	15 @ 2.5 MHz	42 @ 2.5 MHz	70	2.5	290
1812LS-183XJLC	18 @ 2.5 MHz	45 @ 2.5 MHz	52	2.8	270
1812LS-223XJLC	22 @ 2.5 MHz	45 @ 2.5 MHz	58	3.2	260
1812LS-273XJLC	27 @ 2.5 MHz	45 @ 2.5 MHz	46	3.6	240
1812LS-333XJLC	33 @ 2.5 MHz	45 @ 2.5 MHz	40	4.0	230
1812LS-393XJLC	39 @ 2.5 MHz	45 @ 2.5 MHz	30	4.5	210
1812LS-473XJLC	47 @ 2.5 MHz	42 @ 2.5 MHz	24	5.0	200
1812LS-563XJLC	56 @ 2.5 MHz	42 @ 2.5 MHz	20	5.5	190
1812LS-683XJLC	68 @ 2.5 MHz	40 @ 2.5 MHz	16	6.0	180
1812LS-823XJLC	82 @ 2.5 MHz	40 @ 2.5 MHz	13.5	7.0	170
1812LS-104XJLC	100 @ 2.5 MHz	40 @ 2.5 MHz	12.0	8.0	150
1812LS-124XJLC	120 @ 0.79 MHz	33 @ 0.79 MHz	14.5	11.5	135
1812LS-154XJLC	150 @ 0.79 MHz	36 @ 0.79 MHz	11.3	13.0	125
1812LS-184XJLC	180 @ 0.79 MHz	36 @ 0.79 MHz	9.3	14.2	120
1812LS-224XJLC	220 @ 0.79 MHz	38 @ 0.79 MHz	7.6	16.2	115
1812LS-274XJLC	270 @ 0.79 MHz	38 @ 0.79 MHz	8.3	20.5	105
1812LS-334XJLC	330 @ 0.79 MHz	38 @ 0.79 MHz	7.0	22.5	100
1812LS-394XJLC	390 @ 0.79 MHz	38 @ 0.79 MHz	5.2	24.5	90
1812LS-474XJLC	470 @ 0.79 MHz	38 @ 0.79 MHz	4.4	26.5	85
1812LS-564XJLC	560 @ 0.79 MHz	33 @ 0.79 MHz	2.8	28.5	75
1812LS-684XJLC	680 @ 0.79 MHz	25 @ 0.79 MHz	2.3	38.0	60
1812LS-824XJLC	820 @ 0.79 MHz	25 @ 0.79 MHz	2.1	41.0	55
1812LS-105XJLC	1000 @ 0.79 MHz	30 @ 0.79 MHz	1.9	44.0	50

* Bold numbers indicate tolerances carried in stock. When ordering, please replace underscore in part number with the proper tolerance code: F = 1%, G = 2%, J = 5%, K = 10%. (e.g. 1206CS-560X**F**EC for a 1% tolerance part.)

HA403x-AL (4532) High Q

Part number	Inductance ±2% (nH)	Q typ	SRF typ (MHz)	DCR max (Ohms)	Irms (mA)
HA4031-ALC	150 @ 50 MHz	75 @ 50 MHz	860	0.100	1150
HA4032-ALC	180 @ 50 MHz	80 @ 50 MHz	850	0.105	1150
HA4033-ALC	220 @ 50 MHz	80 @ 50 MHz	700	0.110	940
HA4034-ALC	270 @ 50 MHz	85 @ 50 MHz	730	0.120	940
HA4035-ALC	330 @ 50 MHz	80 @ 50 MHz	600	0.135	850
HA4036-ALC	390 @ 50 MHz	80 @ 50 MHz	600	0.150	850

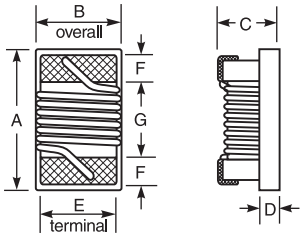

Dimensions (inches *mm*)

Series	A max	B max	C max	D ref	E	F	G
1206CS	0.140 *3,56*	0.085 *2,16*	0.060 *1,52*	0.020 *0,51*	0.056 *1,42*	0.020 *0,51*	0.080 *2,03*
1812CS	0.195 *4,95*	0.150 *3,81*	0.135 *3,43*	0.070 *1,78*	0.100 *2,54*	0.025 *0,64*	0.128 *3,25*
1812FS	0.231 *5,87*	0.196 *4,98*	0.150 *3,81*	0.107 *2,72*	0.100 *2,54*	0.025 *0,64*	0.128 *3,25*
1812LS	0.195 *4,95*	0.150 *3,81*	0.135 *3,43*	0.070 *1,78*	0.100 *2,54*	0.025 *0,64*	0.128 *3,25*
HA403x	0.195 *4,95*	0.150 *3,81*	0.135 *3,43*	0.070 *1,78*	0.100 *2,54*	0.025 *0,64*	0.128 *3,25*
PA669x	0.195 *4,95*	0.150 *3,81*	0.135 *3,43*	0.070 *1,78*	0.100 *2,54*	0.025 *0,64*	0.128 *3,25*
TA78xx	0.195 *4,95*	0.150 *3,81*	0.135 *3,43*	0.070 *1,78*	0.100 *2,54*	0.025 *0,64*	0.128 *3,25*

Which chip inductor family should you use?

	Ceramic (SUFFIX, BODY SIZE)				Ferrite (SUFFIX, BODY SIZE)		
Highest Q	**DC** 0402	**HP** 0402-0805	**HQ** 0403-1008	**CS** 0402-1812	**LS** 0603-1812		
Lowest DCR	**DC** 0402	**HP** 0402-0805	**DS** 0201		**DF** 0402	**AF** 0201-1008	**LS** 0603-1812
Highest current	**HP** 0402-0805	**PA** 0402	**HC** 0603		**DF** 0402	**AF** 0201-1008	**LS** 0603-1812
Highest L	**HL** 0201-0603				**DF** 0402	**LS** 0603-1812	
Lowest Profile	**CT** 1005-2520				**FL** 1005		

TA78xx/PA669x (4532)

NEW!

Part number	Inductance ±2% (nH)	Q typ	SRF typ (MHz)	DCR max (mOhms)	Irms (mA)
TA7849-AEC	39 @ 50 MHz	49 @ 50 MHz	2487	120	1100
TA7850-AEC	47 @ 50 MHz	55 @ 50 MHz	1875	110	1100
TA7851-AEC	56 @ 50 MHz	55 @ 50 MHz	1908	126	920
TA7852-AEC	68 @ 50 MHz	55 @ 50 MHz	1972	149	900
PA6691-AEC	80 @ 50 MHz	61 @ 50 MHz	1345	140	900
PA6692-AEC	100 @ 50 MHz	62 @ 50 MHz	1245	160	860
PA6693-AEC	120 @ 50 MHz	67 @ 50 MHz	990	160	860

Air Core Inductors

RoHS COMPLIANT

S-parameters & T-Line models
Available on our web site

These tight tolerance surface mount air core inductors combine the exceptionally high Q of an air wound coil with the convenience of surface mounting. Their flat top makes them suitable for automatic placement and reflow or vapor phase processing. Solder coated leads ensure reliable soldering. The **Square Air Core Inductors** are available in seven sizes and offer Q factors up to 230 and current handling as high as 5.7 Amps. The **GA309x** Inductors have high current ratings and low DCR. The **VS Series** have the highest current ratings and the lowest DCR. These inductors are the perfect solution for high-current IF/RF applications that require non-magnetic parts.

Small Square Inductors

Part number	Inductance ±5% (nH)	Percent tolerance*	Q typ	Test freq (MHz)	SRF typ (GHz)	DCR max (mOhms)	Irms (A)
0806SQ-5N5_LC	5.5	**5,2**	60	400	4.9	3.4	2.9
0806SQ-6N0_LC	6.0	**5,2**	64	400	5.2	6.0	2.9
0806SQ-8N9_LC	8.9	**5,2**	90	400	4.3	7.0	2.9
0806SQ-12N_LC	12.3	**5,2**	90	400	4.8	8.0	2.9
0806SQ-16N_LC	15.7	**5,2**	90	400	4.4	9.0	2.9
0806SQ-19N_LC	19.4	**5,2**	90	400	4.0	10.0	2.9
0807SQ-6N9_LC	6.9	**5,2**	100	400	4.6	6.0	2.7
0807SQ-10N_LC	10.2	**5,2**	100	400	4.0	7.0	2.7
0807SQ-11N_LC	11.2	**5,2**	90	400	3.6	6.3	2.7
0807SQ-14N_LC	13.7	**5,2**	100	400	4.3	8.0	2.7
0807SQ-17N_LC	17.0	**5,2**	100	400	4.0	9.0	2.7
0807SQ-22N_LC	22.0	**5,2**	100	400	3.5	10.0	2.7
0908SQ-8N1_LC	8.1	**5,2**	130	400	5.2	6.0	4.4
0908SQ-12N_LC	12.1	**5,2**	130	400	4.3	7.0	4.4
0908SQ-14N_LC	14.7	**5,2**	90	400	3.0	7.2	4.4
0908SQ-17N_LC	16.6	**5,2**	130	400	3.4	8.0	4.4
0908SQ-22N_LC	21.5	**5,2**	130	400	3.7	9.0	4.4
0908SQ-23N_LC	23.0	**5,2**	120	400	2.6	10.0	4.4
0908SQ-25N_LC	25.0	**5,2**	130	400	2.5	10.0	4.4
0908SQ-27N_LC	27.3	**5,2**	130	400	3.2	10.0	4.4

* When ordering, please replace underscore in part number with the proper tolerance code: G = 2%, J = 5%.
(e.g. 0806SQ-5N5**G**LC for a 2% tolerance part.)

Square Inductors



Part number	Inductance ±5% (nH)	Percent tolerance*	Q typ	Test freq (MHz)	SRF typ (GHz)	DCR max (mOhms)	Irms (A)
1111SQ-27N_EC	27	**5,2**	200	400	2.60	8.1	5.5
1111SQ-30N_EC	30	**5,2**	200	400	2.40	8.3	5.5
1111SQ-33N_EC	33	**5,2**	200	400	2.30	9.5	4.8
1111SQ-36N_EC	36	**5,2**	200	400	2.30	9.8	4.8
1111SQ-39N_EC	39	**5,2**	200	400	2.20	10.0	4.8
1111SQ-43N_EC	43	**5,2**	200	400	2.20	10.8	4.4
1111SQ-47N_EC	47	**5,2**	200	400	2.20	11.3	4.4
1515SQ-47N_EC	47	**5,2**	230	400	1.87	6.35	4.9
1515SQ-68N_EC	68	**5,2**	230	400	2.13	8.60	5.5
1515SQ-82N_EC	82	**5,2**	230	400	1.79	9.40	5.6
2222SQ-90N_EC	90	**5,2**	140	50	1.15	5.50	5.0
2222SQ-111_EC	110	**5,2**	140	50	1.00	6.50	5.7
2222SQ-131_EC	130	**5,2**	140	50	1.00	7.50	5.4
2222SQ-161_EC	160	**5,2**	140	50	1.00	8.25	5.7
2222SQ-181_EC	180	**5,2**	140	50	1.10	9.50	5.0
2222SQ-221_EC	220	**5,2**	140	50	1.00	11.0	5.0
2222SQ-271_EC	270	**5,2**	140	50	0.800	12.5	4.3
2222SQ-301_EC	300	**5,2**	150	50	0.720	13.8	3.7
2929SQ-331_EC	330	**5,2**	180	50	0.660	12.5	4.7
2929SQ-361_EC	360	**5,2**	180	50	0.620	13.5	4.5
2929SQ-391_EC	390	**5,2**	180	50	0.590	14.5	4.4
2929SQ-431_EC	430	**5,2**	180	50	0.550	15.5	4.2
2929SQ-501_EC	500	**5,2**	150	50	0.485	16.5	4.3

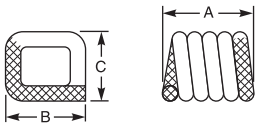

Dimensions (inches *mm*)

Series	A	B	C
0806SQ	0.053 – 0.102 *1,346 – 2,591*	0.072 *1,829*	0.055 *1,397*
0807SQ	0.051 – 0.102 *1,295 – 2,591*	0.072 *1,829*	0.060 *1,524*
0908SQ	0.058 – 0.117 *1,473 – 2,972*	0.084 *2,134*	0.072 *1,829*
1111SQ	0.105 – 0.130 *2,67 – 3,30*	0.105 *2,67*	0.110 *2,79*
1515SQ	0.160 – 0.230 *4,06 – 5,84*	0.140 *3,56*	0.147 *3,73*
2222SQ	0.205 – 0.470 *5,21 – 11,94*	0.215 – 0.225 *5,46 – 5,72*	0.224 *5,69*
2929SQ	0.550 *14,10*	0.295 *7,49*	0.285 *7,24*

Air Core Inductors

S-parameters & T-Line models
Available on our web site

Micro



Q200 125°

Part number	Turns	L (nH)	Percent tolerance*	Q min	Test freq (MHz)	SRF min (GHz)	DCR max (mOhms)	Irms (A)
0906-2_LC	2	1.65	**10**,5,2	100	800	10.0	4.0	1.6
0906-3_LC	3	2.55	**5,2**,1	100	800	8.2	5.0	1.6
0906-4_LC	4	3.85	**5,2**,1	100	800	7.5	6.0	1.6
0906-5_LC	5	5.40	**5,2**,1	100	800	7.0	8.0	1.6
1606-6_LC	6	5.60	**5,2**,1	100	800	6.5	9.0	1.6
1606-7_LC	7	7.15	**5,2**,1	100	800	6.0	10	1.6
1606-8_LC	8	8.80	**5,2**,1	100	800	6.0	12	1.6
1606-9_LC	9	9.85	**5,2**,1	100	800	5.2	13	1.6
1606-10_LC	10	12.55	**5,2**,1	100	800	4.6	14	1.6

Mini

Q200 125°

Part number	Turns	L (nH)	Percent tolerance*	Q min	Test freq (MHz)	SRF min (GHz)	DCR max (mOhms)	Irms (A)
A01TKLC	1	2.5	**10**	145	150	12.5	1.1	4.0
A02T_LC	2	5.0	**5,2**,1	140	150	6.5	1.8	4.0
A03T_LC	3	8.0	**5,2**,1	140	150	5.0	2.6	4.0
A04T_LC	4	12.5	**5,2**,1	137	150	3.3	3.4	4.0
A05T_LC	5	18.5	**5,2**,1	132	150	2.5	3.9	4.0
B06T_LC	6	17.5	**5,2**,1	100	150	2.2	4.5	4.0
B07T_LC	7	22.0	**5,2**,1	102	150	2.1	5.2	4.0
B08T_LC	8	28.0	**5,2**,1	105	150	1.8	6.0	4.0
B09T_LC	9	35.5	**5,2**,1	112	150	1.5	6.8	4.0
B10T_LC	10	43.0	**5,2**,1	106	150	1.2	7.9	4.0

Low Profile Mini

Q200 85°

Part number	Turns	L (nH)	Percent tolerance*	Q min	Test freq (MHz)	SRF min (GHz)	DCR max (mOhms)	Irms (A)
1508-5N5_LC	3	5.5	**5,2**	115	250	5.0	2.6	4.0
1508-9N0_LC	4	9.0	**5,2**	120	250	4.0	3.4	4.0
1508-13N_LC	5	13.0	**5,2**	100	250	3.0	3.9	4.0
2508-16N_LC	7	16.0	**5,2**	110	250	3.0	5.2	4.0
2508-18N_LC	8	18.0	**5,2**	110	250	2.9	6.0	4.0
2508-23N_LC	9	23.0	**5,2**	110	250	2.6	6.8	4.0
2508-27N_LC	10	27.0	**5,2**	110	250	2.3	7.9	4.0

Midi



Q200 125°

Part number	L (nH)	Percent tolerance*	Q typ	Q min	Test freq (MHz)	SRF min (GHz)	DCR max (mOhms)	Irms (A)
1812SMS-22N_LC	22	**5,2**	135	100	150	3.2	4.2	3.0
1812SMS-27N_LC	27	**5,2**	135	100	150	2.7	4.0	3.5
1812SMS-33N_LC	33	**5,2**	130	100	150	2.5	4.8	3.0
1812SMS-39N_LC	39	**5,2**	135	100	150	2.1	4.4	3.0
1812SMS-47N_LC	47	**5,2**	135	100	150	2.1	5.6	3.0
1812SMS-56N_LC	56	**5,2**	125	100	150	1.5	6.2	3.0
1812SMS-68N_LC	68	**5,2**	120	100	150	1.5	8.2	2.5
1812SMS-82N_LC	82	**5,2**	120	100	150	1.3	9.4	2.5
1812SMS-R10_LC	100	**5,2**	115	100	150	1.2	12.3	1.7
1812SMS-R12_LC	120	**5,2**	125	100	150	1.1	17.3	1.5
1812SMS-R15_LC	150	**5,2**	145	100	150	0.75	33.0	1.2

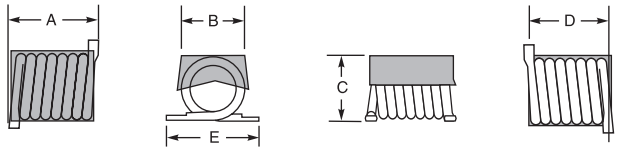

Dimensions (inches *mm*)

Series	A max	B	C max	D	E max
0906	0.095 *2,41*	0.055±0.010 *1,40±0,25*	0.060 *1,52*	0.072±0.010 *1,83±0,25*	0.135 *3,43*
132	0.415 *10,55*	0.240 ±0.015 *6,10 ±0,38*	0.235 *5,97*	0.314 ±0.020 *7,98 ±0,51*	0.260 *6,60*
1508	0.155 *3,94*	0.135 *3,43*	0.079 *2,01*	0.115±0.010 *2,92±0,25*	0.165 *4,19*
1606	0.165 *4,19*	0.055±0.010 *1,40±0,25*	0.062 *1,58*	0.144±0.012 *3,66±0,30*	0.135 *3,43*
1812	0.195 *4,95*	0.140 ±0.010 *3,56 ±0,25*	0.165 *4,20*	0.170 ±0.015 *4,32 ±0,39*	0.250 *6,35*
2508	0.270 *6,86*	0.135 *3,43*	0.079 *2,01*	0.230±0.015 *5,84±0,25*	0.165 *4,19*
A0xT	0.155 *3,94*	0.110±0.010 *2,80±0,25*	0.124 *3,15*	0.115±0.010 *2,92±0,25*	0.175 *4,45*
BxxT	0.270 *6,86*	0.110±0.010 *2,80±0,25*	0.124 *3,15*	0.230±0.015 *5,84±0,25*	0.175 *4,45*
GA309x-AL	0.230 *5,84*	—	0.210 *5,33*	0.112 – 0.175 *3,05 – 4,45*	0.225 *5,71*
WA309x-AL	0.230 *5,84*	—	0.210 *5,33*	0.112 – 0.175 *3,05 – 4,45*	0.225 *5,71*

Maxi



Q200 125°

Part number	L (nH)	Percent tolerance*	Q typ	Q min	Test freq (MHz)	SRF min (GHz)	DCR max (mOhms)	Irms (A)
132-09SM_LD	90	**5,2**	114	95	50	1.140	15	3.5
132-10SM_LD	111	**5,2**	104	87	50	1.020	15	3.5
132-11SM_LD	130	**5,2**	104	87	50	0.900	20	3.0
132-12SM_LD	169	**5,2**	114	95	50	0.875	25	3.0
132-13SM_LD	206	**5,2**	114	95	50	0.800	30	3.0
132-14SM_LD	222	**5,2**	110	92	50	0.730	35	3.0
132-15SM_LD	246	**5,2**	114	95	50	0.685	35	3.0
132-16SM_LD	307	**5,2**	114	95	50	0.660	35	3.0
132-17SM_LD	380	**5,2**	114	95	50	0.590	50	2.5
132-18SM_LD	422	**5,2**	114	95	50	0.540	60	2.5
132-19SM_LD	491	**5,2**	114	95	50	0.535	65	2.0
132-20SM_LD	538	**5,2**	104	87	50	0.490	90	2.0

GA309x/WA309x High Current

NEW!

Part number	L (nH) ±5%	Q typ	Test freq (MHz)	SRF typ (GHz)	DCR max (mOhms)	Irms (A)
GA3092-ALC	3.7	100	150	17.5	2.0	7.0
GA3093-ALC	6.6	100	150	4.0	2.0	7.0
GA3094-ALC	12.0	140	150	2.4	2.0	7.0
GA3095-ALC	17.5	140	150	2.2	2.0	7.0
WA3096-ALC	22.0	160	150	2.6	2.5	7.0
WA3097-ALC	30.0	160	150	2.0	3.0	7.0

VS High Current Inductors

Part number	L ±20% (nH)	Q typ	SRF typ (MHz)	DCR (mOhms) typ	DCR (mOhms) max	Irms (A) 20° rise	Irms (A) 40° rise
1010VS-23NMEC	23.5	95	923	1.05	1.20	18.0	26.0
1010VS-46NMEC	46.5	150	526	1.50	1.62	17.9	25.5
1010VS-79NMEC	79.0	135	386	1.95	2.11	17.8	25.0
1010VS-111MEC	111	150	382	2.53	2.73	15.7	22.0
1010VS-141MEC	146	140	433	3.08	3.33	14.1	19.3
1212VS-22NMEC	22.0	200	918	0.48	0.55	40.5	57.0
1212VS-42NMEC	42.0	195	557	0.70	0.77	38.0	52.0
1212VS-66NMEC	66.0	200	480	0.90	0.99	35.0	48.0
1212VS-90NMEC	90.0	175	444	1.10	1.21	33.0	45.0
1212VS-111MEC	117	165	399	1.30	1.43	32.0	44.0
2014VS-33NMEC	33	230	620	0.63	0.74	32.5	43.0
2014VS-66NMEC	66	200	413	0.90	1.00	31.5	42.5
2014VS-111MEC	108	210	320	1.20	1.34	31.0	42.0
2014VS-151MEC	155	205	296	1.44	1.60	29.4	39.7
2014VS-201MEC	202	200	262	1.70	1.82	26.3	35.8
2014VS-251MEC	257	200	230	1.94	2.15	24.9	34.5

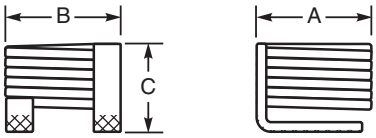

Dimensions (inches *mm*)

Series	A	B	C
1010VS	0.394 *10,0*	0.394 *10,0*	0.142 – 0.240 *3,60 – 6,10*
1212VS	0.472 *12,0*	0.453 *11,5*	0.260 – 0.445 *6,60 – 11,3*
2014VS	0.770 *19,56*	0.535 *13,60*	0.236 – 0.449 *5,99 –11,4*

* When ordering, please replace underscore in part number with the proper tolerance code: F = 1%, G = 2%, J = 5%, K = 10%. (e.g. B10T**G**LC for a 2% tolerance part.)

Wideband Bias Chokes

Coilcraft BCR and BCL conical inductors offer a flat bandwidth with high impedance to 40 GHz, and are ideal for use in bias tees. The BCR has a full-length cap that fully protects the coil and provides a large surface for pick and place. The BCL has "flying leads" that allows adjustment of the mounting angle. The 4310LC has a flat bandwidth to 6 GHz, making it the perfect solution for lower bandwidth, high power applications.

BCL Conical Inductors

Part number	Inductance ±5% (µH)	Bandwidth	DCR max (Ohms)	Irms (A) 40°C rise
BCL-221JL	0.22	10 MHz–40 GHz	0.10	1.20
BCL-531JL	0.53	10 MHz–40 GHz	0.15	1.06
BCL-122JL	1.20	10 MHz–40 GHz	1.05	0.270
BCL-162JL	1.65	10 MHz–40 GHz	0.60	0.490
BCL-232JL	2.35	10 MHz–40 GHz	1.61	0.270
BCL-272JL	2.75	10 MHz–40 GHz	0.40	0.675
BCL-632JL	6.35	10 MHz–40 GHz	0.92	0.480
BCL-652JL	6.50	10 MHz–40 GHz	0.70	0.650
BCL-802JL	8.00	10 MHz–40 GHz	3.39	0.230

BCR Conical Inductors

Part number	Inductance ±5% (µH)	Bandwidth	DCR max (Ohms)	Irms (A) 40°C rise
BCR-221JLC	0.22	10 MHz–40 GHz	0.10	1.20
BCR-531JLC	0.53	10 MHz–40 GHz	0.15	1.06
BCR-122JLC	1.20	10 MHz–40 GHz	1.05	0.270
BCR-162JLC	1.65	10 MHz–40 GHz	0.60	0.490
BCR-232JLC	2.35	10 MHz–40 GHz	1.61	0.270
BCR-272JLC	2.75	10 MHz–40 GHz	0.40	0.675
BCR-632JLC	6.35	10 MHz–40 GHz	0.92	0.480
BCR-652JLC	6.50	10 MHz–40 GHz	0.70	0.650
BCR-802JLC	8.00	10 MHz–40 GHz	3.39	0.230

4310LC Wideband Bias Chokes



Part number	Inductance ±10% (µH)	SRF (typ) (MHz)	Bandwidth	DCR (max) (mOhms)	Irms (A) 40°C rise
4310LC-132KEC	1.30	235	10 MHz–6 GHz	15.1	4.2
4310LC-352KEC	3.50	188	10 MHz–6 GHz	49.0	3.1

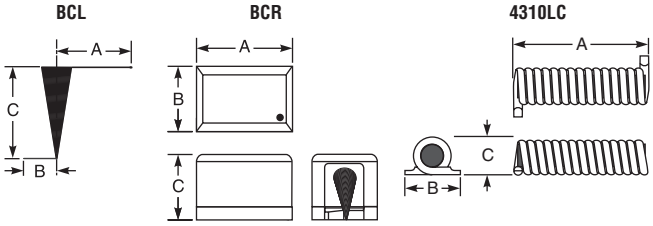

Dimensions (inches *mm*)

Series	A max	B max	C max
BCL-221	0.166 *4,22*	0.100 *2,54*	0.138 *3,51*
BCL-531	0.166 *4,22*	0.100 *2,54*	0.179 *4,55*
BCL-122	0.166 *4,22*	0.100 *2,54*	0.115 *2,92*
BCL-162	0.166 *4,22*	0.100 *2,54*	0.174 *4,42*
BCL-232	0.166 *4,22*	0.100 *2,54*	0.150 *3,81*
BCL-272	0.275 *6,99*	0.100 *2,54*	0.310 *7,87*
BCL-632	0.275 *6,99*	0.100 *2,54*	0.340 *8,62*
BCL-652	0.390 *9,91*	0.100 *2,54*	0.435 *11,05*
BCL-802	0.180 *4,57*	0.100 *2,54*	0.237 *6,00*

Dimensions (inches *mm*)

Series	A max	B max	C max
BCR-221	0.220 *5,59*	0.150 *3,81*	0.160 *4,06*
BCR-531	0.220 *5,59*	0.150 *3,81*	0.160 *4,06*
BCR-122	0.120 *3,05*	0.100 *2,54*	0.110 *2,79*
BCR-162	0.220 *5,59*	0.150 *3,81*	0.160 *4,06*
BCR-232	0.220 *5,59*	0.150 *3,81*	0.160 *4,06*
BCR-272	0.440 *11,18*	0.220 *5,59*	0.220 *5,59*
BCR-632	0.440 *11,18*	0.220 *5,59*	0.220 *5,59*
BCR-652	0.440 *11,18*	0.220 *5,59*	0.220 *5,59*
BCR-802	0.220 *5,59*	0.150 *3,81*	0.160 *4,06*
4310LC	0.460 *11,68*	0.220 *4,90*	0.140 *3,554*

SM RFID Transponder Coils

These Coilcraft transponder coils are designed for RFID applications at 125 kHz. The 4312RV and 5315TC were designed to withstand harsh mechanical shock and are well suited for use in tire pressure monitoring systems.

4308RV High Temperature

Part number	Inductance at 125 kHz (mH)	Percent tol*	Q min	Read distance (inches/cm)	Sensitivity (mV/µT)	Matching capacitor (pF)	DCR max (Ohms)	SRF typ (kHz)
4308RV-374X_LD	0.37	**5,2**	26	22/55.9	9.82	4380	6.5	1800
4308RV-404X_LD	0.40	**5,2**	26	23/58.4	10.38	4050	7.1	5000
4308RV-704X_LD	0.70	**5,2**	20	25/63.5	13.96	2320	19	6600
4308RV-904X_LD	0.90	**5,2**	22	26/66.0	16.06	1800	21	4800
4308RV-115X_LD	1.08	**5,2**	24	30/76.2	17.78	1500	24	4300
4308RV-205X_LD	1.97	**5,2**	28	34/86.4	24.90	823	31	1750
4308RV-245X_LD	2.38	**5,2**	30	37/94.0	28.21	681	34	1700
4308RV-295X_LD	2.89	**5,2**	30	37/94.0	32.12	561	42	1900
4308RV-335X_LD	3.30	**5,2**	30	38/96.5	34.96	491	48	1425
4308RV-415X_LD	4.15	**5,2**	27	39/99.1	41.35	391	70	1620
4308RV-495X_LD	4.90	**5,2**	26	38/96.5	47.17	331	93	1150
4308RV-685X_LD	6.80	**5,2**	28	41/104.1	61.71	238	110	1080
4308RV-715X_LD	7.10	**5,2**	27	42/106.7	65.60	228	114	1050
4308RV-725X_LD	7.20	**5,2**	28	40/101.6	66.67	225	114	965
4308RV-815X_LD	8.10	**5,2**	28	42/106.7	75.08	200	125	965
4308RV-905X_LD	9.00	**5,2**	30	40/101.6	84.64	180	125	725

4312RV Rugged

Q200 125°

Part number	Inductance at 125 kHz (mH)	Percent tol	Q min	Read distance (inches/cm)	Sensitivity (mV/µT)	Matching capacitor (pF)	DCR max (Ohms)	SRF typ (kHz)
4312RV-404XGLD	0.40	**2**	21	19.65/49,91	9.14	4050	11.5	6340
4312RV-105XGLD	1.00	**2**	21	24.25/61,60	15.26	1621	29	4150
4312RV-245XGLD	2.38	**2**	26	28.35/72,01	24.72	681	55	2470
4312RV-495XGLD	4.90	**2**	24	32.85/83,44	42.45	331	103	1270
4312RV-725XGLD	7.20	**2**	30	35.05/89,03	60.02	225	128	1465
4312RV-905XGLD	9.00	**2**	32	35.80/91,00	78.10	180	150	1200

4513TC High Sensitivity

Q200 125°

Part number	Inductance at 125 kHz (mH)	Percent tol	Q min	Read distance (inches/cm)	Sensitivity (mV/µT)	Matching capacitor (pF)	DCR max (Ohms)	SRF typ (kHz)
4513TC-404XGLD	0.40	**2**	29	23.90/60,71	11.76	4050	9.66	5890
4513TC-105XGLD	1.00	**2**	33	30.95/78,61	19.80	1621	20.6	3670
4513TC-245XGLD	2.38	**2**	40	36.75/93,35	32.80	681	39.0	2200
4513TC-495XGLD	4.90	**2**	44	38.55/97,92	54.76	331	55.8	1551
4513TC-725XGLD	7.20	**2**	51	44.10/112,01	76.97	225	91.0	1400

5315TC Rugged

Q200 125°

Part number	Inductance at 125 kHz (mH)	Percent tol	Q min	Read distance (inches/cm)	Sensitivity (mV/µT)	Matching capacitor (pF)	DCR max (Ohms)	SRF typ (kHz)
5315TC-374XGLD	0.37	**2**	8	16/40.6	8.32	4380	24	7100
5315TC-404XGLD	0.40	**2**	8	17/43.2	8.67	4050	25	7300
5315TC-704XGLD	0.70	**2**	12	21/53.3	11.43	2320	33	4500
5315TC-904XGLD	0.90	**2**	12	21/53.3	13.35	1800	38	3800
5315TC-105XGLD	1.00	**2**	12	23/58.4	14.07	1600	40	2500
5315TC-115XGLD	1.08	**2**	13	23/58.4	14.65	1500	40	2300
5315TC-205XGLD	1.97	**2**	14	25/63.5	21.28	820	70	2300
5315TC-245XGLD	2.38	**2**	12	26/66.0	23.97	680	80	2400
5315TC-335XGLD	3.30	**2**	14	27/68.6	29.70	490	95	1800
5315TC-415XGLD	4.15	**2**	15	29/73.7	34.95	390	103	1260
5315TC-495XGLD	4.90	**2**	15	28/71.1	40.00	330	150	1550
5315TC-685XGLD	6.80	**2**	13	30/76.2	53.87	240	180	1350
5315TC-715XGLD	7.10	**2**	14	30/76.2	55.41	220	176	890
5315TC-725XGLD	7.20	**2**	17	30/76.2	56.74	220	165	880

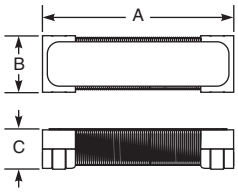

Dimensions (inches *mm*)

Series	A max	B max	C max
4308RV	0.450 *11,43*	0.108 *2,74*	0.083 *2,10*
4312RV	0.448 *11,38*	0.136 *3,45*	0.092 *2,34*
4513TC	0.461 *11,70*	0.138 *3,50*	0.102 *2,60*
5315TC	0.536 *13,61*	0.150 *3,81*	0.089 *2,26*

SM Wideband RF Transformers

PWB

Type	Part number	Imp ratio	Bandwidth (MHz)	Irms (mA)	Insertion loss (dB)	Pins 1–3 L min (µH)	Pins 1–3 DCR max (Ohms)	Pins 6–4 L min (µH)	Pins 6–4 DCR max (Ohms)
A	PWB-1-ALD	1:1	0.080 - 450	250	0.60	40	0.070	40	0.070
A	PWB-1.5-ALD	1:1.5	0.030 - 300	250	0.35	110	0.080	160	0.110
A	PWB-2-ALD	1:2	0.050 - 200	250	0.25	75	0.088	150	0.120
A	PWB-4-ALD	1:4	0.150 - 500	250	0.50	25	0.075	98	0.135
A	PWB-16-ALD	1:16	0.050 - 80	250	0.35	75	0.260	1250	0.910
A	PWB1010LD	1:1	0.0035 - 125	250	0.20	780	0.320	780	0.320
A	PWB1010-1LD	1:1	0.03 - 250	250	0.20	95	0.200	95	0.200
A	PWB1015LD	1:1.5	0.07 - 225	250	0.40	51	0.130	80	0.145
A	PWB1040LD	1:4	0.15 - 400	250	0.40	25	0.115	95	0.160
B	PWB-1-BLD	1:1	0.130 - 425	250	0.40	22	0.070	22	0.070
B	PWB-1.5-BLD	1:1.5	0.500 - 250	250	0.40	140	0.100	200	0.120
B	PWB-2-BLD	1:2	0.200 - 400	250	0.35	75	0.088	150	0.130
B	PWB-4-BLD	1:4	0.140 - 700	250	0.50	25	0.075	98	0.135
B	PWB-16-BLD	1:16	0.075 - 90	250	0.30	75	0.260	1250	0.910
B	PWB2010LD	1:1	0.0035 - 125	250	0.20	780	0.320	780	0.320
B	PWB2010-1LD	1:1	0.03 - 250	250	0.20	95	0.200	95	0.200
B	PWB2040LD	1:4	0.15 - 400	250	0.40	25	0.115	95	0.160
C	PWB-1-CLD	1:1	0.100 - 300	250	0.60	22	0.070	22	0.070
C	PWB-1.5-CLD	1:1.5	0.150 - 200	250	0.30	140	0.110	200	0.120
C	PWB-2-CLD	1:2	0.130 - 285	250	0.30	75	0.105	150	0.130
C	PWB-4-CLD	1:4	0.140 - 500	250	0.50	25	0.075	98	0.135
C	PWB3010LD	1:1	0.0035 - 125	250	0.20	780	0.320	780	0.320
C	PWB3010-1LD	1:1	0.03 - 250	250	0.20	95	0.200	95	0.200
C	PWB3015LD	1:1.5	0.07 - 225	250	0.40	51	0.130	80	0.145
C	PWB3040LD	1:4	0.15 - 400	250	0.40	25	0.115	95	0.160

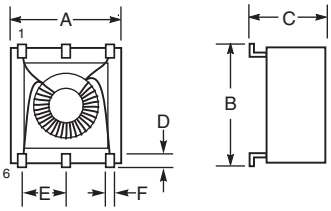

Dimensions (inches *mm*)

A	B	C	D	E	F
0.256 *6,48*	0.283 *7,2*	0.175 *4,45*	0.04 *1,00*	0.10 *2,54*	0.02 *0,5*

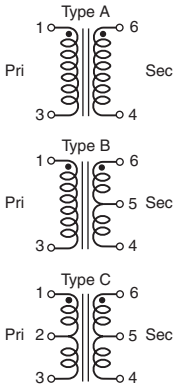

WBC

Type	Part number	Imp ratio	Bandwidth (MHz)	Insertion loss max (dB)	Pins 4-6 L min (µH)	Pins 4-6 DCR max (mOhms)	Pins 1-3 L min (µH)	Pins 1-3 DCR max (mOhms)
A	WBC1-1LC	1:1	0.400–600	0.40	10	120	10	120
B	WBC1-1TLC	1:1	0.250–750	0.58	9.5	75	9.5	75
B	WBC2-1TLC	1:2	0.200–500	0.50	10	120	20	150
B	WBC3-1TLC	1:3	0.300–900	0.60	9	100	27	150
B	WBC4-1TLC	1:4	0.250–750	1.0	9	55	36	120
B	WBC4-14LC	1:4	1.500–1200	2.0	2	50	8	100
B	WBC4-1WLC	1:4	0.500–1000	0.90	5	80	20	120
B	WBC4-6TLC	1:4	0.300–700	0.65	9	80	36	200
D	WBC8-1LC	1:8	0.150–600	0.60	22	120	176	310
B	WBC9-1LC	1:9	0.300–500	0.54	9	80	81	230
B	WBC16-1TLC	1:16	0.600–300	0.80	5	80	80	230
C	WBC4-4LC	1:4	0.250–800	1.0	9	60	36	120

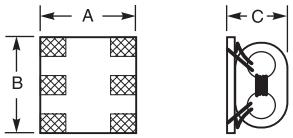

Dimensions (inches *mm*)

A max	B max	C max
0.175 *4,45*	0.165 *4,19*	0.120 *3,05*

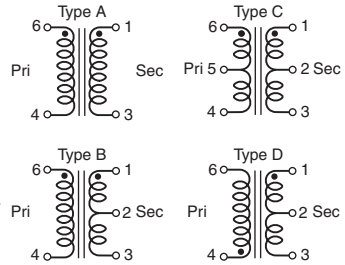

PFD2015

Part number	Imp ratio	Bandwidth (MHz)	Irms (mA)	Insertion loss max (dB)	L/winding (µH)	Test freq (MHz)	DCR max (Ohms)	Isolation (Vrms)
PFD2015-102MEC	1:1	4.6 - 750	1130	0.5	0.80	0.100	0.165	250
PFD2015-122MEC	1:1	4.0 - 730	1060	0.4	0.96	0.100	0.175	250
PFD2015-182MEC	1:1	2.2 - 490	690	0.4	1.44	0.100	0.294	250
PFD2015-272MEC	1:1	1.5 - 410	580	0.4	2.16	0.100	0.477	250
PFD2015-332MEC	1:1	1.2 - 340	525	0.5	2.64	0.100	0.670	250
PFD2015-472MEC	1:1	0.8 - 230	370	0.4	3.76	0.100	1.00	250
PFD2015-682MEC	1:1	0.6 - 200	265	0.5	5.44	0.100	1.75	250
PFD2015-822MEC	1:1	0.5 - 174	210	0.5	6.56	0.100	2.50	250
PFD2015-103MEC	1:1	0.4 - 130	185	0.7	8.00	0.100	3.40	250

PFD3215

Part number	Imp ratio	Bandwidth (MHz)	Irms (A)	Insertion loss max (dB)	L/winding (µH)	Test freq (MHz)	DCR max (Ohms)	Isolation (Vrms)
PFD3215-391MEC	1:1	12.6 - 645	1.39	0.6	0.31	0.100	0.070	250
PFD3215-102MEC	1:1	4.0 - 500	1.20	0.4	0.80	0.100	0.123	250
PFD3215-182MEC	1:1	2.2 - 300	0.85	0.5	1.4	0.100	0.250	250
PFD3215-222MEC	1:1	2.0 - 370	0.81	0.4	1.7	0.100	0.265	250
PFD3215-332MEC	1:1	1.2 - 310	0.78	0.6	2.6	0.100	0.335	250
PFD3215-472MEC	1:1	0.9 - 250	0.72	0.5	3.7	0.100	0.442	250
PFD3215-682MEC	1:1	0.8 - 150	0.57	0.5	5.4	0.100	0.600	250
PFD3215-103MEC	1:1	0.4 - 150	0.38	0.5	8.0	0.100	1.25	250

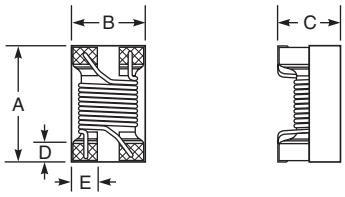

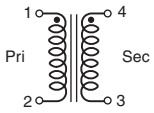

Dimensions (inches *mm*)

Series	A max	B max	C max	D	E
PFD2015	0.090 *2,29*	0.060 *1,52*	0.059 *1,50*	0.014 *0,356*	0.017 *0,342*
PFD3215	0.131 *3,32*	0.092 *2,33*	0.059 *1,50*	0.014 *0,356*	*0.025 0,635*

SM/TH Wideband Transformers

1812WBT



Part number	Imp ratio	Bandwidth (MHz)	Irms (mA)	Insertion loss (dB)	L/winding (µH)	Test freq (MHz)	DCR max (Ohms)	Isolation (Vrms)
1812WBT-1LC	1:1	0.340 - 22	200	<1	14	10	4.8	50
1812WBT-2LC	1:1	0.800 - 60	400	<1	5.3	10	1.8	50
1812WBT-3LC	1:1	4 - 200	500	<1	1.25	50	0.7	50
1812WBT-4LC	1:1	11 - 480	700	<1	0.22	50	0.3	50
1812WBT-5LC	1:1	48 - 645	700	<1.5	0.09	50	0.15	50
1812WBT1.5-1LC	1.5:1	1.3 - 100	400	0.5	5.0/3.3	10	1.05/0.87	50
1812WBT1.5-2LC	1.5:1	2.75 - 135	500	0.5	2.5/1.6	10	0.74/0.58	50
1812WBT1.5-3LC	1.5:1	7.2 - 200	500	0.75	1.0/0.6	10	0.43/0.34	50
1812WBT1.5-4LC	1.5:1	38 - 535	700	2.25	0.144/.090	10	0.18/0.14	50
1812WBT2-1LC	2:1	0.800 - 23	200	<1.5	13.80/6.90	10	4.6/3.2	50
1812WBT2-2LC	2:1	2.2 - 65	400	<1.5	5.850/2.925	10	1.25/0.95	50
1812WBT2-3LC	2:1	4 - 105	600	<1.5	2.60/1.30	10	0.52/0.42	50
1812WBT2-4LC	2:1	11 - 200	700	<1.5	0.910/.455	50	0.27/0.23	50

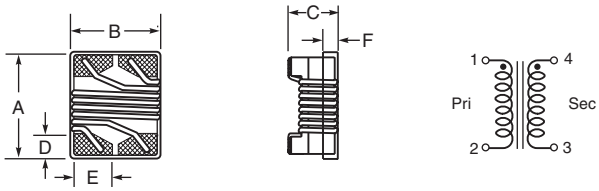

Dimensions (inches *mm*)

A max	B max	C max	D	E	F
0.195 *4,95*	0.150 *3,81*	0.135 *3,43*	0.030 *0,76*	0.040 *1,02*	0.070 *1,78*

WB, WBT



Type	SM part number	TH part number	Imp ratio	Bandwidth (MHz)	Pins 4–6 L min (µH)	Pins 4–6 DCR max (mOhms)	Pins 1–3 L min (µH)	Pins 1–3 DCR max (mOhms)
A	WB1-1SLD	WB1-1L	1:1	0.150 - 500	27	75	27	75
A	WB1-6SLD	WB1-6L	1:1	0.100 - 350	25	100	25	100
A	WB1.18-3SLD	WB1.18-3L	1:1.18	0.040 - 300	90	300	108	330
A	WB1.5-6SLD	WB1.5-6L	1:1.5	0.050 - 325	56	120	84	150
A	WB2-1-2WSLD	WB2-1-2WL	1:2	0.080 - 700	38	100	75	150
A	WB2.5-6SLD	WB2.5-6L	1:2.5	0.080 - 225	30	100	75	130
A	WB4-6SLD	WB4-6L	1:4	0.100 - 125	25	100	100	200
A	WB9-1SLD	WB9-1L	1:9	0.125 - 125	25	100	225	250
A	WB16-1SLD	WB16-1L	1:16	0.050 - 100	56	75	896	330
A	WB36-1SLD	WB36-1L	1:36	0.100 - 45	25	50	900	180
B	WB1-1TSLD	WB1-1TL	1:1	0.100 - 375	25	100	25	100
B	WB1-6TSLD	WB1-6TL	1:1	0.050 - 200	70	150	70	150
B	WB2-1TSLD	WB2-1TL	1:2	0.070 - 400	38	100	75	150
B	WB2.5-6TSLD	WB2.5-6TL	1:2.5	0.050 - 125	56	120	140	200
B	WB3-1TSLD	WB3-1TL	1:3	0.040 - 500	96	110	270	200
B	WB4-1HSLD	WB4-1HL	1:4	0.100 - 500	25	120	100	160
B	WB4-6TSLD	WB4-6TL	1:4	0.050 - 200	43	120	172	160
B	WB5-1TSLD	WB5-1TL	1:5	0.050 - 400	48	220	240	500
B	WB8-1TSLD	WB8-1TL	1:8	0.150 - 400	18	100	144	270
B	WB13-1TSLD	WB13-1TL	1:13	0.150 - 125	17	90	221	200
B	WB16-6TSLD	WB16-6TL	1:16	0.050 - 100	56	75	896	330
C	WBT1-6SLD	WBT1-6L	1:1	0.040 - 200	70	150	70	150
C	WBT1.5-1SLD	WBT1.5-1L	1:1.5	0.040 - 350	48	150	70	180
C	WBT2.5-6SLD	WBT2.5-6L	1:2.5	0.050 - 100	70	150	175	200
C	WBT4-1SLD	WBT4-1L	1:3	0.040 - 150	45	120	135	160
C	WBT4-1ASLD	WBT4-1AL	1:4	0.040 - 350	96	110	384	220
C	WBT16-1SLD	WBT16-1L	1:16	0.100 - 100	25	100	400	300
C	WBT25-1SLD	WBT25-1L	1:25	0.100 - 65	25	100	625	350

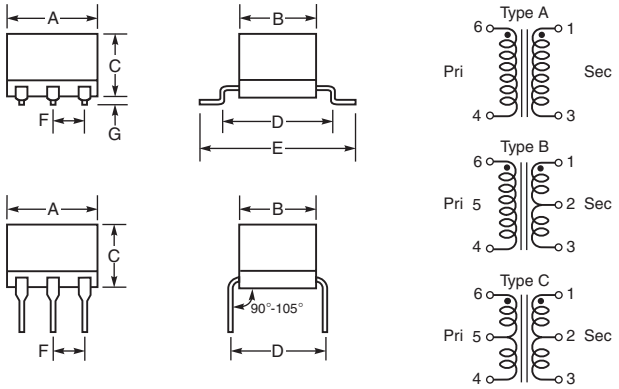

Dimensions (inches *mm*)

Series	A max	B max	C max	D ref	E	F	G max
SM	0.325 *8,26*	0.285 *7,24*	0.225 *5,72*	0.400 *10,16*	0.520 *13,2*	0.10 *2,5*	0.025 *0,64*
TH	0.325 *8,26*	0.285 *7,24*	0.225 *5,72*	0.300 *7,62*		0.10 *2,5*	

SWB

Type	SM part number	TH part number	Imp ratio	Bandwidth (MHz)	Pins 1–3 L min (µH)	Pins 1–3 DCR max (mOhms)	Pins 6–4 L min (µH)	Pins 6–4 DCR max (mOhms)
A	SWB1010-SMLD	SWB1010-PCL	1:1	0.005 - 100	780	320	780	320
A	SWB1010-1-SMLD	SWB1010-1-PCL	1:1	0.040 - 175	95	200	95	200
A	SWB1015-SMLD	SWB1015-PCL	1.5:1	0.100 - 150	80	145	51	130
A	SWB1040-SMLD	SWB1040-PCL	4:1	0.200 - 300	95	160	25	115
B	SWB2010-SMLD	SWB2010-PCL	1:1	0.005 - 100	780	320	780	320
B	SWB2010-1-SMLD	SWB2010-1-PCL	1:1	0.040 - 175	95	200	95	200
B	SWB2040-SMLD	SWB2040-PCL	4:1	0.200 - 300	95	160	25	115
C	SWB3010-SMLD	SWB3010-PCL	1:1	0.005 - 100	780	320	780	320
C	SWB3010-1-SMLD	SWB3010-1-PCL	1:1	0.040 - 175	95	200	95	200
C	SWB3015-SMLD	SWB3015-PCL	1.5:1	0.100 - 150	80	145	51	130
C	SWB3040-SMLD	SWB3040-PCL	4:1	0.200 - 300	95	160	25	115

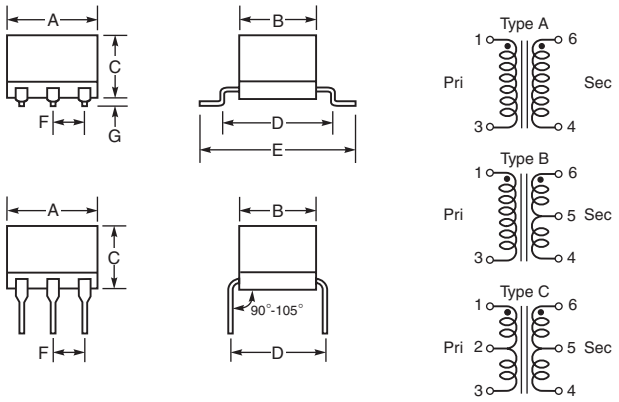

Dimensions (inches *mm*)

Series	A max	B max	C max	D ref	E	F	G max
SM	0.325 *8,26*	0.285 *7,24*	0.225 *5,72*	0.400 *10,16*	0.520 *13,2*	0.10 *2,5*	0.025 *0,64*
TH	0.325 *8,26*	0.285 *7,24*	0.225 *5,72*	0.300 *7,62*		0.10 *2,5*	

Shielded SM Power Inductors

SPICE models Available on our web site

Coilcraft offers a wide variety of miniature surface mount inductors for DC-DC conversion and other power applications. If your application requires magnetic shielding, consider our PFL, EPL, XGL, XEL, XAL, XFL and LPS Inductors, or other families of shielded and toroidal inductors. The all-new **XGL and XEL Families** offer extremely low DCR and ultra-low AC losses for high switching frequencies (2 to 5 MHz). For high current applications, our SER, SLC, SLR and MLC flat-wire inductors combine high Isat ratings (>100 Amps) and exceptionally low DCR for greater efficiency. Our LPD, PFD and MSD Series of coupled inductors are suitable for SEPIC applications and can also be used as 1:1 transformers, common mode chokes (see pages 50 and 51) and two separate inductors. Unshielded power inductors are shown starting on page 37. **Designer's Kits** are available for many products to simplify your prototyping. See page 55 and order on-line at **http://www.coilcraft.com/kits**.

PFL1005 Shielded

Q200 125°

Part number	Inductance ±20% (µH)	DCR (Ohms) nom	DCR (Ohms) max	SRF typ (MHz)	Isat (A) 10% drop	Isat (A) 20% drop	Isat (A) 30% drop	Irms (A) 20°C rise	Irms (A) 40°C rise
PFL1005-18NMRW	0.018	0.032	0.042	3400	2.0	2.5	2.6.	1.4	2.0
PFL1005-36NMRW	0.036	0.034	0.043	2500	1.5	2.4	2.8	1.4	2.0
PFL1005-60NMRW	0.060	0.042	0.050	2100	1.3	1.9	2.1	1.2	1.6
PFL1005-101MRW	0.100	0.059	0.075	2200	1.0	1.5	1.9	1.1	1.5
PFL1005-181MRW	0.180	0.19	0.21	1250	0.70	0.88	1.1	0.90	1.2
PFL1005-271MRW	0.270	0.22	0.24	920	0.45	0.65	0.74	0.70	0.91
PFL1005-391MRW	0.390	0.45	0.51	770	0.38	0.51	0.55	0.45	0.57
PFL1005-561MRW	0.560	0.48	0.54	620	0.30	0.44	0.49	0.41	0.53
PFL1005-721MRW	0.720	0.62	0.68	560	0.28	0.40	0.45	0.37	0.47
PFL1005-102MRW	1.00	0.97	1.08	460	0.27	0.35	0.38	0.31	0.40

PFL1609 Shielded

Q200 125°

Part number	Inductance ±20% (µH)	DCR (Ohms) nom	DCR (Ohms) max	SRF typ (MHz)	Isat (A) 10% drop	Isat (A) 20% drop	Isat (A) 30% drop	Irms (A) 20°C rise	Irms (A) 40°C rise
PFL1609-471MEW	0.47	0.083	0.100	650	0.76	0.99	1.20	1.0	1.3
PFL1609-561MEW	0.56	0.110	0.130	600	0.71	0.92	1.10	1.1	1.4
PFL1609-681MEW	0.68	0.145	0.170	520	0.61	0.78	0.90	1.1	1.4
PFL1609-102MEW	1.0	0.200	0.230	445	0.48	0.69	0.76	0.65	0.85
PFL1609-222MEW	2.2	0.410	0.470	130	0.30	0.39	0.47	0.48	0.63
PFL1609-472MEW	4.7	0.620	0.700	60	0.24	0.30	0.37	0.38	0.50
PFL1609-682MEW	6.8	1.00	1.20	40	0.17	0.23	0.26	0.33	0.44
PFL1609-103MEW	10	1.20	1.40	35	0.13	0.19	0.22	0.32	0.42

PFL2010 Shielded

Part number	Inductance ±20% (µH)	DCR (Ohms) nom	DCR (Ohms) max	SRF typ (MHz)	Isat (A) 10% drop	Isat (A) 20% drop	Isat (A) 30% drop	Irms (A) 20°C rise	Irms (A) 40°C rise
PFL2010-471MEC	0.47	0.060	0.069	630	1.2	1.6	1.8	1.5	1.9
PFL2010-681MEC	0.68	0.087	0.095	560	0.95	1.3	1.5	1.4	1.6
PFL2010-102MEC	1.0	0.189	0.208	347	0.85	1.1	1.2	0.64	0.86
PFL2010-222MEC	2.2	0.423	0.465	129	0.51	0.68	0.79	0.48	0.66
PFL2010-472MEC	4.7	0.618	0.680	66	0.33	0.49	0.57	0.42	0.56

PFL2015 Shielded

Part number	Inductance ±20% (µH)	DCR (Ohms) nom	DCR (Ohms) max	SRF typ (MHz)	Isat (A) 10% drop	Isat (A) 20% drop	Isat (A) 30% drop	Irms (A) 20°C rise	Irms (A) 40°C rise
PFL2015-561MEC	0.56	0.060	0.070	600	1.3	1.6	1.9	1.3	1.8
PFL2015-681MEC	0.68	0.062	0.075	460	1.2	1.6	1.8	1.1	1.5
PFL2015-102MEC	1.0	0.110	0.130	450	0.90	1.2	1.4	0.94	1.2
PFL2015-222MEC	2.2	0.175	0.210	100	0.64	0.84	1.1	0.77	1.0
PFL2015-332MEC	3.3	0.255	0.280	60	0.48	0.65	0.72	0.70	0.90
PFL2015-472MEC	4.7	0.275	0.340	50	0.45	0.62	0.70	0.60	0.77
PFL2015-682MEC	6.8	0.340	0.400	40	0.38	0.52	0.60	0.52	0.68

PFL2510 Shielded

Part number	Inductance ±20% (µH)	DCR (Ohms) nom	DCR (Ohms) max	SRF typ (MHz)	Isat (A) 10% drop	Isat (A) 20% drop	Isat (A) 30% drop	Irms (A) 20°C rise	Irms (A) 40°C rise
PFL2510-151MEC	0.15	0.027	0.036	970	3.4	3.9	4.1	2.2	2.9
PFL2510-221MEC	0.22	0.037	0.047	815	2.9	3.3	3.4	1.8	2.5
PFL2510-681MEC	0.68	0.060	0.070	500	1.3	1.9	2.3	1.4	1.8
PFL2510-102MEC	1.0	0.072	0.083	375	1.3	1.6	1.8	1.4	1.9
PFL2510-222MEC	2.2	0.195	0.240	310	0.85	1.1	1.3	0.83	1.1
PFL2510-332MEC	3.3	0.490	0.590	245	0.70	0.89	0.99	0.53	0.71
PFL2510-472MEC	4.7	0.760	0.900	175	0.66	0.83	0.89	0.43	0.58

PFL2512 Shielded

Part number	Inductance ±20% (µH)	DCR (Ohms) nom	DCR (Ohms) max	SRF typ (MHz)	Isat (A) 10% drop	Isat (A) 20% drop	Isat (A) 30% drop	Irms (A) 20°C rise	Irms (A) 40°C rise
PFL2512-681MEC	0.68	0.064	0.080	550	2.1	3.1	3.5	1.7	2.2
PFL2512-102MEC	1.0	0.080	0.092	375	1.6	2.6	2.9	1.3	1.7
PFL2512-152MEC	1.5	0.16	0.185	300	1.4	1.9	2.0	0.90	1.2
PFL2512-222MEC	2.2	0.24	0.27	225	0.87	1.4	1.7	0.76	1.0
PFL2512-332MEC	3.3	0.48	0.54	200	0.85	1.2	1.4	0.60	0.78
PFL2512-472MEC	4.7	0.77	0.85	185	0.83	1.1	1.2	0.43	0.57

PFL3215 Shielded

Part number	Inductance ±20% (µH)	DCR (Ohms) nom	DCR (Ohms) max	SRF typ (MHz)	Isat (A) 10% drop	Isat (A) 20% drop	Isat (A) 30% drop	Irms (A) 20°C rise	Irms (A) 40°C rise
PFL3215-681MEC	0.68	0.028	0.033	450	2.1	2.5	2.7	1.5	2.1
PFL3215-102MEC	1.0	0.030	0.038	375	1.8	2.1	2.3	1.4	1.9
PFL3215-222MEC	2.2	0.114	0.130	250	0.95	1.2	1.4	1.1	1.4
PFL3215-332MEC	3.3	0.175	0.195	190	0.73	0.92	1.1	0.82	1.1
PFL3215-472MEC	4.7	0.332	0.372	170	0.64	0.81	0.9	0.52	0.72
PFL3215-682MEC	6.8	0.640	0.720	155	0.6	0.7	0.75	0.37	0.50
PFL3215-103MEC	10	1.29	1.34	125	0.5	0.55	0.60	0.30	0.39
PFL3215-153MEC	15	1.80	2.10	105	0.35	0.42	0.44	0.24	0.32
PFL3215-333MEC	33	1.70	1.92	13.5	0.29	0.34	0.36	0.27	0.36

PFL4514 Shielded

Part number	Inductance ±20% (µH)	DCR (Ohms) nom	DCR (Ohms) max	SRF typ (MHz)	Isat (A) 10% drop	Isat (A) 20% drop	Isat (A) 30% drop	Irms (A) 20°C rise	Irms (A) 40°C rise
PFL4514-102MEC	1.0	0.080	0.096	300	2.8	3.8	4.2	1.5	2.0
PFL4514-222MEC	2.2	0.115	0.135	240	1.8	2.6	3.0	1.2	1.5
PFL4514-472MEC	4.7	0.220	0.260	180	1.4	1.9	2.1	0.89	1.2
PFL4514-682MEC	6.8	0.400	0.480	170	1.1	1.5	1.7	0.86	1.2
PFL4514-103MEC	10	0.680	0.800	140	0.97	1.2	1.4	0.49	0.67
PFL4514-153MEC	15	1.140	1.350	110	0.77	0.99	1.1	0.44	0.58
PFL4514-223MEC	22	2.330	2.750	75	0.59	0.74	0.79	0.31	0.41

PFL4517 Shielded

Part number	Inductance ±20% (µH)	DCR (Ohms) nom	DCR (Ohms) max	SRF typ (MHz)	Isat (A) 10% drop	Isat (A) 20% drop	Isat (A) 30% drop	Irms (A) 20°C rise	Irms (A) 40°C rise
PFL4517-681MEC	0.68	0.040	0.050	375	4.1	6.0	6.5	1.9	2.7
PFL4517-102MEC	1.0	0.050	0.060	300	3.5	4.8	5.3	1.7	2.3
PFL4517-222MEC	2.2	0.078	0.095	235	2.7	4.0	4.2	1.4	1.8
PFL4517-332MEC	3.3	0.150	0.180	205	2.2	2.9	3.2	0.85	1.2
PFL4517-472MEC	4.7	0.210	0.250	185	2.0	2.7	3.0	0.80	1.1
PFL4517-562MEC	5.6	0.240	0.290	170	1.7	2.4	2.6	0.70	1.0
PFL4517-822MEC	8.2	0.390	0.460	150	1.4	2.1	2.3	0.50	0.69
PFL4517-103MEC	10	0.620	0.700	97	1.0	1.4	1.5	0.63	0.83

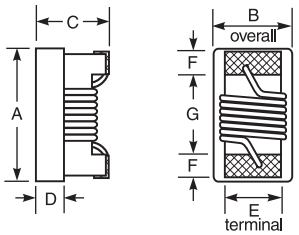

Dimensions (inches *mm*)

Series	A max	B max	C max	D ref	E	F	G
PFL1005	0.045 *1,14*	0.025 *0,635*	0.028 *0,71*	0.010 *0,254*	0.020 *0,508*	0.009 *0,228*	0.0206 *0,523*
PFL1609	0.071 *1,80*	0.042 *1,07*	0.037 *0,95*	0.015 *0,38*	0.030 *0,76*	0.012 *0,305*	0.036 *0,91*
PFL2010	0.087 *2,20*	0.057 *1,45*	0.0394 *1,0*	0.015 *0,38*	0.050 *1,27*	0.012 *0,305*	0.056 *1,42*
PFL2015	0.087 *2,20*	0.057 *1,45*	0.059 *1,50*	0.015 *0,38*	0.050 *1,27*	0.012 *0,305*	0.056 *1,42*
PFL2510	0.110 *2,79*	0.090 *2,29*	0.040 *1,02*	0.018 *0,457*	0.080 *2,03*	0.012 *0,305*	0.076 *1,93*
PFL2512	0.110 *2,79*	0.090 *2,29*	0.048 *1,22*	0.018 *0,457*	0.080 *2,03*	0.012 *0,305*	0.076 *1,93*
PFL3215	0.126 *3,20*	0.090 *2,286*	0.059 *1,50*	0.018 *0,45*	0.080 *2,03*	0.012 *0,30*	0.082 *2,08*
PFL4514	0.193 *4,90*	0.134 *3,40*	0.055 *1,40*	0.025 *0,64*	0.120 *3,05*	0.022 *0,56*	0.136 *3,45*
PFL4517	0.193 *4,90*	0.134 *3,40*	0.067 *1,70*	0.025 *0,64*	0.120 *3,05*	0.022 *0,56*	0.136 *3,45*

EPL2010 Shielded

Q200 85°

Part number	Inductance ±20% (µH)	DCR (Ohms) nom	DCR (Ohms) max	SRF typ (MHz)	Isat (A) 10% drop	Isat (A) 20% drop	Isat (A) 30% drop	Irms (A) 20°C rise	Irms (A) 40°C rise
EPL2010-181MLC	0.18	0.024	0.029	615	1.3	2.2	2.9	2.37	3.17
EPL2010-271MLC	0.27	0.032	0.038	412	1.2	2.1	2.6	1.76	2.31
EPL2010-421MLC	0.42	0.040	0.048	283	1.0	1.6	2.2	1.66	2.16
EPL2010-681MLC	0.68	0.058	0.070	214	0.80	1.3	2.0	1.48	1.94
EPL2010-821MLC	0.82	0.068	0.082	173	0.70	1.2	1.6	1.28	1.68
EPL2010-102MLC	1.0	0.099	0.119	145	0.65	1.0	1.35	1.04	1.36
EPL2010-152MLC	1.5	0.141	0.155	102	0.60	0.95	1.30	0.799	1.04
EPL2010-222MLC	2.2	0.202	0.222	80	0.43	0.78	1.05	0.751	0.978
EPL2010-332MLC	3.3	0.272	0.299	63	0.35	0.63	0.85	0.671	0.879
EPL2010-472MLC	4.7	0.429	0.472	50	0.30	0.47	0.65	0.527	0.680
EPL2010-682MLC	6.8	0.512	0.563	46	0.24	0.43	0.57	0.440	0.575
EPL2010-822MLC	8.2	0.827	0.910	42	0.22	0.40	0.53	0.415	0.520
EPL2010-103MLC	10	0.914	1.00	33	0.20	0.35	0.47	0.392	0.495
EPL2010-123MLC	12	1.12	1.34	32	0.15	0.26	0.35	0.380	0.480

EPL2014 Shielded

Q200 85°

Part number	Inductance ±20% (µH)	DCR (Ohms) nom	DCR (Ohms) max	SRF typ (MHz)	Isat (A) 10% drop	Isat (A) 20% drop	Isat (A) 30% drop	Irms (A) 20°C rise	Irms (A) 40°C rise
EPL2014-271MLC	0.27	0.030	0.036	570	1.50	2.30	2.80	2.04	2.73
EPL2014-421MLC	0.42	0.037	0.044	438	1.40	2.00	2.40	1.93	2.57
EPL2014-601MLC	0.60	0.043	0.052	290	1.20	1.80	2.25	1.83	2.43
EPL2014-821MLC	0.82	0.051	0.061	163	0.950	1.40	1.75	1.49	2.03
EPL2014-102MLC	1.0	0.059	0.071	153	0.900	1.30	1.68	1.43	1.94
EPL2014-152MLC	1.5	0.075	0.086	109	0.720	1.20	1.60	1.34	1.86
EPL2014-222MLC	2.2	0.120	0.132	80	0.600	0.980	1.30	1.07	1.42
EPL2014-332MLC	3.3	0.152	0.167	62	0.540	0.800	1.10	0.923	1.23
EPL2014-472MLC	4.7	0.231	0.254	46	0.380	0.650	0.880	0.788	1.06
EPL2014-682MLC	6.8	0.287	0.316	44	0.350	0.590	0.800	0.676	0.915
EPL2014-822MLC	8.2	0.378	0.416	39	0.290	0.500	0.680	0.640	0.849
EPL2014-103MLC	10	0.440	0.459	33	0.250	0.450	0.600	0.564	0.729

EPL3010 Shielded

Part number	Inductance ±20% (µH)	DCR (Ohms) nom	DCR (Ohms) max	SRF typ (MHz)	Isat (A) 10% drop	Isat (A) 20% drop	Isat (A) 30% drop	Irms (A) 20°C rise	Irms (A) 40°C rise
EPL3010-301MLC	0.30	0.040	0.045	249	1.0	1.6	2.2	1.7	2.2
EPL3010-102MLC	1.0	0.071	0.078	151	0.80	1.3	1.8	1.2	1.7
EPL3010-152MLC	1.5	0.086	0.095	116	0.68	1.1	1.6	1.2	1.6
EPL3010-222MLC	2.2	0.137	0.150	98	0.54	0.92	1.3	0.98	1.3
EPL3010-472MLC	4.7	0.278	0.306	60	0.36	0.61	0.80	0.74	0.99
EPL3010-103MLC	10	0.573	0.631	38	0.20	0.34	0.48	0.52	0.70
EPL3010-223MLC	22	1.25	1.38	27	0.18	0.30	0.42	035	0.47

EPL3012 Shielded

Q200 85°

Part number	Inductance ±20% (µH)	DCR (Ohms) nom	DCR (Ohms) max	SRF typ (MHz)	Isat (A) 10% drop	Isat (A) 20% drop	Isat (A) 30% drop	Irms (A) 20°C rise	Irms (A) 40°C rise
EPL3012-102MLC	1.0	0.060	0.066	110	0.85	1.4	2.0	1.7	2.2
EPL3012-152MLC	1.5	0.069	0.075	103	0.70	1.2	1.7	1.5	1.9
EPL3012-182MLC	1.8	0.076	0.084	92	0.65	1.1	1.6	1.4	1.8
EPL3012-222MLC	2.2	0.097	0.106	76	0.55	0.95	1.4	1.3	1.7
EPL3012-332MLC	3.3	0.136	0.150	62	0.50	0.90	1.1	1.1	1.4
EPL3012-472MLC	4.7	0.165	0.181	52	0.47	0.85	1.0	0.90	1.1
EPL3012-103MLC	10	0.316	0.348	32	0.34	0.59	0.80	0.60	0.79
EPL3012-223MLC	22	0.718	0.790	18	0.17	0.38	0.61	0.42	0.54

EPL3015 Shielded

Q200 85°

Part number	Inductance ±20% (µH)	DCR (Ohms) nom	DCR (Ohms) max	SRF typ (MHz)	Isat (A) 10% drop	Isat (A) 20% drop	Isat (A) 30% drop	Irms (A) 20°C rise	Irms (A) 40°C rise
EPL3015-901MLC	0.90	0.048	0.055	130	1.20	1.90	2.40	1.85	2.45
EPL3015-122MLC	1.2	0.054	0.062	105	1.00	1.60	2.05	1.80	2.40
EPL3015-152MLC	1.5	0.062	0.072	100	0.90	1.40	1.90	1.55	2.05
EPL3015-222MLC	2.2	0.082	0.094	75	0.75	1.20	1.60	1.50	2.00
EPL3015-332MLC	3.3	0.108	0.124	55	0.65	1.10	1.40	1.20	1.70
EPL3015-472MLC	4.7	0.145	0.167	50	0.55	0.90	1.20	1.00	1.40
EPL3015-682MLC	6.8	0.194	0.223	38	0.45	0.75	1.00	0.90	1.20
EPL3015-103MLC	10	0.301	0.346	32	0.35	0.59	0.81	0.76	1.00
EPL3015-153MLC	15	0.435	0.500	26	0.24	0.43	0.62	0.61	0.82
EPL3015-223MLC	22	0.576	0.662	20	0.21	0.36	0.51	0.56	0.74
EPL3015-333MLC	33	0.860	0.989	15.5	0.19	0.32	0.45	0.44	0.59

XFL2005 Shielded

Part number	Inductance ±20% (µH)	DCR (Ohms) nom	DCR (Ohms) max	SRF typ (MHz)	Isat (A) 10% drop	Isat (A) 20% drop	Isat (A) 30% drop	Irms (A) 20°C rise	Irms (A) 40°C rise
XFL2005-151MEC	0.15	0.085	0.098	590	1.05	1.65	1.90	1.25	1.60
XFL2005-221MEC	0.22	0.111	0.128	480	0.72	1.20	1.50	1.13	1.48
XFL2005-331MEC	0.33	0.144	0.166	380	0.65	1.05	1.30	1.00	1.30
XFL2005-471MEC	0.47	0.177	0.204	275	0.60	0.97	1.20	0.95	1.25
XFL2005-681MEC	0.68	0.215	0.247	220	0.50	0.75	0.95	0.80	1.05
XFL2005-103MEC	10.0	2.78	3.10	48	0.13	0.19	0.24	0.22	0.29

XFL2006 Shielded

Part number	Inductance ±20% (µH)	DCR (Ohms) nom	DCR (Ohms) max	SRF typ (MHz)	Isat (A) 10% drop	Isat (A) 20% drop	Isat (A) 30% drop	Irms (A) 20°C rise	Irms (A) 40°C rise
XFL2006-102MEC	1.0	0.153	0.169	170	0.71	1.0	1.2	0.910	1.22
XFL2006-222MEC	2.2	0.278	0.306	110	0.49	0.69	0.78	0.710	0.950
XFL2006-332MEC	3.3	0.460	0.506	88	0.42	0.56	0.66	0.550	0.720
XFL2006-472MEC	4.7	0.665	0.732	68	0.31	0.44	0.52	0.500	0.660
XFL2006-562MEC	5.6	0.75	0.825	61	0.30	0.43	0.50	0.460	0.600
XFL2006-682MEC	6.8	0.92	1.02	57	0.26	0.35	0.41	0.400	0.520
XFL2006-822MEC	8.2	1.08	1.19	51	0.24	0.33	0.39	0.370	0.490
XFL2006-103MEC	10.0	1.27	1.40	45	0.24	0.31	0.37	0.345	0.440
XFL2006-153MEC	15.0	2.02	2.22	37	0.19	0.25	0.29	0.265	0.350
XFL2006-223MEC	22.0	2.78	3.06	30.5	0.150	0.205	0.240	0.235	0.305
XFL2006-333MEC	33.0	4.45	4.90	24.0	0.110	0.150	0.180	0.160	0.205
XFL2006-473MEC	47.0	5.60	6.16	19.5	0.090	0.130	0.155	0.155	0.205
XFL2006-563MEC	56.0	6.65	7.32	16.5	0.085	0.120	0.145	0.145	0.195
XFL2006-683MEC	68.0	8.50	9.35	16.0	0.080	0.115	0.135	0.115	0.155
XFL2006-823MEC	82.0	9.25	10.18	13.5	0.065	0.090	0.115	0.125	0.165
XFL2006-104MEC	100.0	11.10	12.25	13.0	0.065	0.090	0.115	0.100	0.135

XPL2010 Shielded

Q200 125°

Part number	Inductance ±20% (µH)	DCR (Ohms) nom	DCR (Ohms) max	SRF typ (MHz)	Isat (A) 10% drop	Isat (A) 20% drop	Isat (A) 30% drop	Irms (A) 20°C rise	Irms (A) 40°C rise
XPL2010-101MLC	0.10	0.014	0.018	660	3.70	4.30	4.60	3.1	4.2
XPL2010-201MLC	0.20	0.024	0.027	408	2.80	3.45	3.75	2.2	2.8
XPL2010-331MLC	0.33	0.031	0.035	309	1.90	2.75	3.05	1.9	2.6
XPL2010-501MLC	0.50	0.040	0.045	218	1.80	2.35	2.64	1.7	2.3
XPL2010-681MLC	0.68	0.057	0.063	152	1.55	1.95	2.19	1.5	2.1
XPL2010-821MLC	0.82	0.068	0.075	132	1.25	1.65	1.90	1.3	1.7
XPL2010-102MLC	1.0	0.081	0.089	117	1.20	1.60	1.80	1.1	1.6
XPL2010-152MLC	1.5	0.105	0.116	80	0.950	1.30	1.50	1.0	1.4
XPL2010-222MLC	2.2	0.156	0.173	75	0.940	1.20	1.35	0.96	1.3
XPL2010-332MLC	3.3	0.207	0.228	55	0.700	0.925	1.05	0.79	1.1
XPL2010-472MLC	4.7	0.336	0.370	40	0.580	0.750	0.845	0.74	1.0
XPL2010-682MLC	6.8	0.421	0.463	33	0.450	0.620	0.725	0.64	0.87
XPL2010-822MLC	8.2	0.457	0.503	30	0.440	0.600	0.670	0.55	0.75
XPL2010-103MLC	10	0.555	0.611	28	0.390	0.525	0.610	0.49	0.66
XPL2010-183MLC	18	1.47	1.60	31	0.500	0.560	0.590	0.32	0.43
XPL2010-223MLC	22	1.89	2.00	25	0.410	0.470	0.510	0.28	0.39
XPL2010-333MLC	33	2.59	2.85	20	0.330	0.380	0.410	0.23	0.31
XPL2010-473MLC	47	3.96	4.25	17	0.270	0.300	0.320	0.18	0.25
XPL2010-563MLC	56	4.48	4.82	15	0.240	0.280	0.300	0.17	0.24
XPL2010-683MLC	68	6.14	6.56	13	0.210	0.250	0.280	0.15	0.20
XPL2010-823MLC	82	6.45	6.90	12	0.200	0.240	0.260	0.15	0.20
XPL2010-104MLC	100	8.48	9.27	11	0.180	0.214	0.232	0.13	0.17
XPL2010-224MLC	220	19.2	21.1	7.1	0.122	0.143	0.161	0.086	0.116

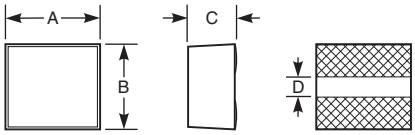

Dimensions (inches *mm*)

Series	A max	B max	C max	D
EPL2010	0.087 *2,2*	0.087 *2,2*	0.041 *1,05*	0.035 *0,9*
EPL2014	0.087 *2,2*	0.087 *2,2*	0.057 *1,45*	0.035 *0,9*
EPL3010	0.126 *3,2*	0.126 *3,2*	0.043 *1,10*	0.043 *1,1*
EPL3012	0.126 *3,2*	0.126 *3,2*	0.051 *1,30*	0.043 *1,1*
EPL3015	0.126 *3,2*	0.126 *3,2*	0.061 *1,55*	0.043 *1,1*
XFL2005	0.087 *2,2*	0.083 *2,1*	0.020 *0,50*	0.035 *0,90*
XFL2006	0.087 *2,2*	0.083 *2,1*	0.024 *0,60*	0.035 *0,90*
XPL2010	0.087 *2,2*	0.083 *2,1*	0.039 *1,00*	0.035 *0,90*

XFL3010 Shielded

Q200 125°

Part number	Inductance ±20% (µH)	DCR (Ohms) nom	DCR (Ohms) max	SRF typ (MHz)	Isat (A) 10% drop	Isat (A) 20% drop	Isat (A) 30% drop	Irms (A) 20°C rise	Irms (A) 40°C rise
XFL3010-601MEC	0.60	0.030	0.033	180	1.8	2.4	2.7	1.8	2.5
XFL3010-102MEC	1.0	0.043	0.049	128	1.5	2.1	2.4	1.6	2.3
XFL3010-152MEC	1.5	0.071	0.080	97	1.2	1.6	1.9	1.4	1.9
XFL3010-222MEC	2.2	0.111	0.122	78	0.94	1.2	1.5	1.0	1.3
XFL3010-332MEC	3.3	0.154	0.166	64	0.86	1.1	1.3	0.88	1.2
XFL3010-472MEC	4.7	0.217	0.230	57	0.71	0.97	1.1	0.84	1.1
XFL3010-682MEC	6.8	0.315	0.346	42.0	0.56	0.78	0.92	0.72	0.95
XFL3010-103MEC	10	0.472	0.519	35.0	0.44	0.61	0.71	0.62	0.82
XFL3010-153MEC	15	0.521	0.560	28.4	0.33	0.45	0.53	0.56	0.76
XFL3010-223MEC	22	0.770	0.818	21.7	0.26	0.35	0.40	0.48	0.66
XFL3010-333MEC	33	1.12	1.20	17.5	0.22	0.30	0.35	0.41	0.56
XFL3010-393MEC	39	1.23	1.40	16.9	0.21	0.29	0.33	0.37	0.51
XFL3010-473MEC	47	1.71	1.93	14.4	0.16	0.23	0.27	0.33	0.44
XFL3010-563MEC	56	1.95	2.16	13.6	0.16	0.22	0.25	0.3	0.41
XFL3010-683MEC	68	2.32	2.60	12.7	0.15	0.21	0.24	0.27	0.36
XFL3010-823MEC	82	2.77	3.10	11.6	0.14	0.20	0.23	0.26	0.34
XFL3010-104MEC	100	4.64	5.50	10.1	0.13	0.19	0.22	0.20	0.29
XFL3010-224MEC	220	9.91	12.0	6.9	0.08	0.12	0.14	0.14	0.19

XFL3012 Shielded

Q200 85°

Part number	Inductance ±20% (µH)	DCR (Ohms) nom	DCR (Ohms) max	SRF typ (MHz)	Isat (A) 10% drop	Isat (A) 20% drop	Isat (A) 30% drop	Irms (A) 20°C rise	Irms (A) 40°C rise
XFL3012-331MEC	0.33	0.023	0.027	293	2.3	3.0	3.4	2.6	3.5
XFL3012-561MEC	0.56	0.028	0.032	203	1.8	2.5	2.9	2.2	3.0
XFL3012-681MEC	0.68	0.034	0.040	164	1.6	2.2	2.7	2.1	2.8
XFL3012-102MEC	1.0	0.039	0.046	115	1.4	1.9	2.3	1.9	2.6
XFL3012-152MEC	1.5	0.060	0.072	94.4	1.3	1.8	2.2	1.6	2.2
XFL3012-222MEC	2.2	0.081	0.097	73.2	1.0	1.3	1.6	1.4	1.9
XFL3012-332MEC	3.3	0.106	0.127	61.6	0.87	1.2	1.4	1.2	1.6
XFL3012-472MEC	4.7	0.143	0.171	52.6	0.72	1.0	1.2	1.0	1.4
XFL3012-682MEC	6.8	0.166	0.200	39.9	0.61	0.84	0.97	0.94	1.3
XFL3012-103MEC	10	0.255	0.306	34.6	0.50	0.65	0.74	0.90	1.2
XFL3012-153MEC	15	0.394	0.483	25.8	0.43	0.58	0.65	0.74	1.0
XFL3012-223MEC	22	0.608	0.630	22.2	0.32	0.45	0.52	0.58	0.80
XFL3012-333MEC	33	0.855	0.896	16.6	0.23	0.32	0.38	0.42	0.57
XFL3012-393MEC	39	0.919	0.985	15.9	0.23	0.32	0.37	0.39	0.54
XFL3012-473MEC	47	1.220	1.32	13.7	0.21	0.28	0.32	0.33	0.46
XFL3012-563MEC	56	1.430	1.52	12.1	0.19	0.26	0.30	0.32	0.44
XFL3012-683MEC	68	2.16	2.37	10.9	0.16	0.21	0.25	0.31	0.42
XFL3012-823MEC	82	2.30	2.44	10.8	0.15	0.21	0.24	0.26	0.34
XFL3012-104MEC	100	2.63	3.00	9.4	0.17	0.24	0.28	0.29	0.39
XFL3012-224MEC	220	6.83	8.00	6.1	0.09	0.14	0.16	0.17	0.23

XFL4012 Shielded

Q200 125°

Part number	Inductance ±20% (µH)	DCR (Ohms) nom	DCR (Ohms) max	SRF typ (MHz)	Isat (A) 10% drop	Isat (A) 20% drop	Isat (A) 30% drop	Irms (A) 20°C rise	Irms (A) 40°C rise
XFL4012-121MEC	0.12	0.005	0.006	220	6.9	9.8	11.3	9.60	13.20
XFL4012-251MEC	0.25	0.008	0.008	150	4.4	7.7	9.7	8.15	11.45
XFL4012-471MEC	0.47	0.014	0.016	115	3.2	5.5	6.7	6.25	8.70
XFL4012-601MEC	0.60	0.018	0.019	95	2.8	5.0	6.5	5.45	7.65

XFL4015 Shielded

Q200 125°

Part number	Inductance ±20% (µH)	DCR (Ohms) nom	DCR (Ohms) max	SRF typ (MHz)	Isat (A) 10% drop	Isat (A) 20% drop	Isat (A) 30% drop	Irms (A) 20°C rise	Irms (A) 40°C rise
XFL4015-181MEC	0.18	0.004	0.005	150	6.2	8.0	8.5	12.0	14.5
XFL4015-331MEC	0.33	0.007	0.008	112	5.5	7.0	7.5	9.6	13.2
XFL4015-471MEC	0.47	0.008	0.008	89	3.5	5.4	6.6	9.1	11.2
XFL4015-701MEC	0.70	0.010	0.010	70	3.3	5.3	6.3	7.2	10.1
XFL4015-122MEC	1.2	0.019	0.021	61	2.6	3.7	4.5	5.1	7.1

XFL4020 Shielded

Q200 125°

Part number	Inductance ±20% (µH)	DCR (Ohms) nom	DCR (Ohms) max	SRF typ (MHz)	Isat (A) 10% drop	Isat (A) 20% drop	Isat (A) 30% drop	Irms (A) 20°C rise	Irms (A) 40°C rise
XFL4020-102MEC	1.0	0.011	0.012	64	4.5	5.1	5.4	8.0	11.0
XFL4020-152MEC	1.5	0.014	0.016	59	4.1	4.4	4.6	6.7	9.1
XFL4020-222MEC	2.2	0.021	0.024	38	3.1	3.5	3.7	6.0	8.0
XFL4020-332MEC	3.3	0.035	0.038	33	2.7	2.8	2.9	3.9	5.2
XFL4020-472MEC	4.7	0.052	0.057	26	2.0	2.5	2.7	3.6	5.0

XFL4030 Shielded

Q200 125°

Part number	Inductance ±20% (µH)	DCR (Ohms) typ	DCR (Ohms) max	SRF typ (MHz)	Isat (A) 10% drop	Isat (A) 20% drop	Isat (A) 30% drop	Irms (A) 20°C rise	Irms (A) 40°C rise
XFL4030-471MEC	0.47	0.004	0.004	110	4.5	4.9	5.2	14.0	18.0
XFL4030-102MEC	1.0	0.006	0.007	67	3.6	3.9	4.1	11.0	14.5
XFL4030-202MEC	2.0	0.010	0.012	46	2.5	2.8	3.0	7.80	11.8
XFL4030-302MEC	3.0	0.017	0.021	39	1.8	2.1	2.2	6.10	8.00
XFL4030-472MEC	4.7	0.025	0.030	34	1.7	2.0	2.1	5.70	7.50

XFL501x Shielded

NEW!

Q200 125°

Part number	Inductance ±20% (µH)	DCR (Ohms) nom	DCR (Ohms) max	SRF typ (MHz)	Isat (A) 10% drop	Isat (A) 20% drop	Isat (A) 30% drop	Irms (A) 20°C rise	Irms (A) 40°C rise
XFL5015-221MEC	0.22	0.004	0.005	155	9.3	12.3	13.3	11.6	16.2
XFL5015-421MEC	0.42	0.006	0.007	92	6.3	9.3	10.1	9.8	12.7
XFL5015-681MEC	0.68	0.008	0.009	70	4.6	7.7	8.5	8.3	11.3
XFL5015-122MEC	1.2	0.015	0.016	51	3.7	4.9	6.1	6.4	9.2
XFL5015-152MEC	1.5	0.018	0.020	48	3.1	4.8	5.8	5.8	8.0
XFL5018-222MEC	2.2	0.021	0.025	48	2.6	4.0	4.5	6.5	9.2
XFL5018-332MEC	3.3	0.032	0.037	32	2.1	3.1	3.4	6.0	8.0

XFL5030 Shielded

Q200 125°

Part number	Inductance ±20% (µH)	DCR (Ohms) typ	DCR (Ohms) max	SRF typ (MHz)	Isat (A) 10% drop	Isat (A) 20% drop	Isat (A) 30% drop	Irms (A) 20°C rise	Irms (A) 40°C rise
XFL5030-271MEC	0.27	0.002	0.003	132	10.0	11.0	11.5	18.0	25.5
XFL5030-561MEC	0.56	0.003	0.004	77.0	7.5	8.5	9.0	14.6	21.0
XFL5030-102MEC	1.0	0.004	0.005	60.0	5.4	6.2	6.5	13.0	28.0
XFL5030-222MEC	2.2	0.011	0.012	37.4	3.5	4.0	4.3	8.2	11.5
XFL5030-332MEC	3.3	0.014	0.016	28.7	3.1	4.0	4.2	7.2	10.0
XFL5030-472MEC	4.7	0.019	0.022	24.5	2.5	3.1	3.3	6.2	8.7

XFL6012 Shielded

Q200 125°

Part number	Inductance ±20% (µH)	DCR (Ohms) nom	DCR (Ohms) max	SRF typ (MHz)	Isat (A) 10% drop	Isat (A) 20% drop	Isat (A) 30% drop	Irms (A) 20°C rise	Irms (A) 40°C rise
XFL6012-181MEC	0.18	0.007	0.008	130	10.1	13.7	14.3	10.1	13.2
XFL6012-391MEC	0.39	0.011	0.012	83	6.7	9.9	11.2	8.9	12.5
XFL6012-601MEC	0.60	0.014	0.015	65	5.7	8.9	10.4	8.3	11.2
XFL6012-801MEC	0.80	0.018	0.020	58	4.2	7.6	9.3	6.7	9.4
XFL6012-102MEC	1.0	0.022	0.025	52	3.5	6.3	8.0	6.0	8.0

XFL7015 Shielded

Part number	Inductance ±20% (µH)	DCR (Ohms) nom	DCR (Ohms) max	SRF typ (MHz)	Isat (A) 10% drop	Isat (A) 20% drop	Isat (A) 30% drop	Irms (A) 20°C rise	Irms (A) 40°C rise
XFL7015-251MEC	0.25	0.004	0.004	80	9.0	12.5	14.5	16.0	20.0
XFL7015-471MEC	0.47	0.006	0.006	56	6.5	10.0	11.5	12.5	17.0
XFL7015-681MEC	0.68	0.008	0.008	49	4.7	8.5	10.0	11.5	15.0
XFL7015-102MEC	1.0	0.014	0.016	39	4.0	6.3	7.4	7.50	10.5
XFL7015-152MEC	1.5	0.018	0.023	33	3.0	5.5	6.6	6.00	8.00

XEL3515 Shielded

Q200 125°

Part number	Inductance ±20% (µH)	DCR (mOhms) typ	DCR (mOhms) max	SRF typ (MHz)	Isat (A) 10% drop	Isat (A) 20% drop	Isat (A) 30% drop	Irms (A) 20°C rise	Irms (A) 40°C rise
XEL3515-720MEC	0.072	2.85	3.15	465	7.0	10.5	16.0	17.9	23.6
XEL3515-151MEC	0.15	4.80	5.30	270	5.5	9.0	12.5	13.0	17.5
XEL3515-221MEC	0.22	7.80	8.60	220	4.8	7.0	10.0	9.6	12.7
XEL3515-351MEC	0.35	11.8	13.0	150	3.3	5.8	8.0	8.5	11.4
XEL3515-561MEC	0.56	21.5	23.7	120	3.0	4.5	6.5	6.0	8.1

XEL3520 Shielded

Q200 125°

Part number	Inductance ±20% (µH)	DCR (mOhms) typ	DCR (mOhms) max	SRF typ (MHz)	Isat (A) 30% drop	Irms (A) 20°C rise	Irms (A) 40°C rise
XEL3520-700MEC	0.070	2.45	2.85	471	18.5	5.3	7.5
XEL3520-131MEC	0.13	3.50	4.05	294	13.8	4.5	6.4
XEL3520-201MEC	0.2	4.90	5.65	227	11.8	4.0	5.6
XEL3520-331MEC	0.3	8.00	9.20	158	8.7	3.2	5.0
XEL3520-471MEC	0.47	9.44	10.85	135	8.0	2.9	4.6
XEL3520-561MEC	0.56	14.50	16.70	129	7.3	2.4	3.8
XEL3520-801MEC	0.80	20.50	23.55	94	5.6	2.0	3.1
XEL3520-112MEC	1.1	31.50	36.25	80	5.0	1.7	2.7
XEL3520-122MEC	1.2	35.00	40.25	70	4.8	1.5	2.5

XEL3530 Shielded

Q200 125°

Part number	Inductance ±20% (µH)	DCR (mOhms) typ	DCR (mOhms) max	SRF typ (MHz)	Isat (A) 30% drop	Irms (A) 20°C rise	Irms (A) 40°C rise
XEL3530-231MEC	0.23	4.20	4.85	211	10.6	12.6	17.2
XEL3530-301MEC	0.30	5.20	6.00	173	9.2	11.3	15.3
XEL3530-401MEC	0.40	6.10	7.10	149	8.3	9.1	12.7
XEL3530-501MEC	0.50	7.20	8.35	129	7.9	8.5	11.4
XEL3530-681MEC	0.68	10.3	11.85	110	6.2	7.0	9.2
XEL3530-901MEC	0.90	12.7	14.6	95	5.9	5.9	8.4
XEL3530-122MEC	1.2	17.8	20.5	79	5.2	4.2	6.0

XEL4012 / 4014 Shielded

Part number	Inductance (µH)	DCR (mOhms) typ	DCR (mOhms) max	SRF typ (MHz)	Isat (A) 30% drop	Irms (A) 20°C rise	Irms (A) 40°C rise
XEL4012-920NEC	0.092 ±30%	5.2	5.7	279	24.0	11.5	16.5
XEL4012-221NEC	0.220 ±30%	9.7	10.6	146	16.0	6.5	9.0
XEL4014-221MEC	0.220 ±20%	7.5	9.5	150	18.2	9.0	12.0
XEL4014-331MEC	0.330 ±20%	9.9	12.0	110	14.6	6.5	9.0
XEL4014-561MEC	0.560 ±20%	16.5	18.4	80	11.6	5.5	7.5
XEL4014-781MEC	0.780 ±20%	20.3	22.8	70	9.8	5.0	6.5

XEL4020 Shielded

Part number	Inductance ±20% (µH)	DCR (mOhms) typ	DCR (mOhms) max	SRF typ (MHz)	Isat (A) 30% drop	Irms (A) 20°C rise	Irms (A) 40°C rise
XEL4020-101MEC	0.10	2.04	2.50	280	28.5	14.6	19.9
XEL4020-201MEC	0.20	3.04	3.35	180	19.7	14.0	17.2
XEL4020-331MEC	0.33	5.18	5.70	124	15.7	11.9	15.4
XEL4020-561MEC	0.56	8.00	8.80	90	11.3	9.9	13.8
XEL4020-821MEC	0.82	11.80	13.00	69	10.2	8.1	11.5
XEL4020-102MEC	1.0	13.25	14.60	68	9.0	6.7	9.6
XEL4020-122MEC	1.2	17.75	19.50	59	8.1	6.6	9.0
XEL4020-152MEC	1.5	21.45	23.60	54	7.4	5.2	7.5
XEL4020-222MEC	2.2	35.20	38.70	41	5.9	4.0	5.5

XEL4030 Shielded

Part number	Inductance ±20% (µH)	DCR (mOhms) nom	DCR (mOhms) max	SRF typ (MHz)	Isat (A) 30% drop	Irms (A) 20°C rise	Irms (A) 40°C rise
XEL4030-101MEC	0.10	1.50	1.80	240	30.0	20.4	25.8
XEL4030-201MEC	0.20	2.15	2.40	155	22.0	17.0	21.6
XEL4030-301MEC	0.30	2.80	3.10	115	19.0	14.9	18.9
XEL4030-471MEC	0.47	4.10	4.60	95	15.5	12.3	15.6
XEL4030-641MEC	0.64	5.30	5.90	80	13.5	10.9	13.7
XEL4030-901MEC	0.90	8.00	8.80	68	10.0	8.8	11.2
XEL4030-102MEC	1.0	8.89	9.78	65	9.0	8.4	10.7
XEL4030-122MEC	1.2	10.4	11.5	60	8.7	7.8	9.8
XEL4030-152MEC	1.5	15.1	16.6	58	8.5	6.4	8.1
XEL4030-222MEC	2.2	20.1	22.1	40	6.1	5.8	7.8
XEL4030-332MEC	3.3	26.1	28.6	35	5.9	5.0	6.6
XEL4030-472MEC	4.7	40.0	44.1	30	4.6	3.9	5.1
XEL4030-682MEC	6.8	67.4	74.1	20	3.6	3.0	3.9

XEL5020 Shielded

Part number	Inductance ±20% (µH)	DCR (mOhms) typ	DCR (mOhms) max	SRF typ (MHz)	Isat (A) 30% drop	Irms (A) 20°C rise	Irms (A) 40°C rise
XEL5020-101MEC	0.10	1.90	2.20	209	39.0	19.0	25.0
XEL5020-221MEC	0.22	3.50	4.05	129	28.0	17.0	21.0
XEL5020-381MEC	0.38	4.80	5.50	89	22.0	12.0	15.0
XEL5020-681MEC	0.68	8.90	10.25	65	16.3	8.6	12.0
XEL5020-901MEC	0.90	10.90	12.53	57	13.9	8.4	10.0
XEL5020-102MEC	1.0	12.60	14.50	53	12.4	7.4	9.6

XEL5030 Shielded

Part number	Inductance ±20% (µH)	DCR (mOhms) typ	DCR (mOhms) max	SRF typ (MHz)	Isat (A) 30% drop	Irms (A) 20°C rise	Irms (A) 40°C rise
XEL5030-131MEC	0.13	1.53	1.83	187	44.0	25.0	35.0
XEL5030-261MEC	0.26	2.16	2.60	117	31.0	22.5	30.5
XEL5030-421MEC	0.42	3.00	3.60	84	23.5	18.0	25.0
XEL5030-601MEC	0.60	4.44	5.33	64	22.0	15.6	21.4
XEL5030-102MEC	1.0	7.00	8.40	51	16.9	11.4	15.4
XEL5030-122MEC	1.2	8.80	10.5	49	15.3	10.4	14.4
XEL5030-152MEC	1.5	9.90	11.9	45	15.0	8.6	12.2
XEL5030-222MEC	2.2	13.2	14.5	36	10.5	7.2	9.7
XEL5030-332MEC	3.3	21.2	23.3	28	8.40	5.9	8.1
XEL5030-472MEC	4.7	36.0	40.0	23	6.70	4.3	5.9

XEL6030 Shielded

Part number	Inductance ±20% (µH)	DCR (mOhms) nom	DCR (mOhms) max	SRF typ (MHz)	Isat (A) 30% drop	Irms (A) 20°C rise	Irms (A) 40°C rise
XEL6030-151MEC	0.15	1.35	1.49	147	45.0	23.6	33.3
XEL6030-281MEC	0.28	2.10	2.35	97	38.0	18.9	26.7
XEL6030-471MEC	0.47	3.01	3.31	63	28.0	15.8	22.3
XEL6030-821MEC	0.82	5.09	5.60	52	21.0	12.1	16.0
XEL6030-102MEC	1.0	6.32	6.95	43	18.0	12.0	16.0
XEL6030-152MEC	1.5	9.57	10.52	34	15.0	10.0	14.0
XEL6030-222MEC	2.2	12.70	13.97	30	13.0	7.0	10.0
XEL6030-332MEC	3.3	19.92	20.81	26	10.5	6.0	8.0

XEL5050 High Current

NEW!

Part number	Inductance ±20% (µH)	DCR (mOhms) nom	DCR (mOhms) max	SRF typ (MHz)	Isat (A) 30% drop	Irms (A) 20°C rise	Irms (A) 40°C rise
XEL5050-141MEC	0.14	1.48	1.78	189	39.0	24.6	35.1
XEL5050-281MEC	0.28	2.20	2.64	117	28.0	22.2	30.1
XEL5050-471MEC	0.47	3.00	3.60	78	21.0	18.8	26.0
XEL5050-681MEC	0.68	3.79	4.55	68	18.2	15.8	22.0
XEL5050-901MEC	0.90	4.67	5.60	60	17.2	14.3	19.6
XEL5050-122MEC	1.2	5.40	6.48	51	15.2	12.8	17.3
XEL5050-182MEC	1.8	7.78	9.34	43	12.8	10.5	14.4
XEL5050-222MEC	2.2	10.36	12.4	38	9.5	9.0	12.1
XEL5050-332MEC	3.3	13.30	14.6	31	8.4	7.8	10.6
XEL5050-472MEC	4.7	19.60	21.5	24	7.4	5.9	8.1
XEL5050-562MEC	5.6	22.60	24.8	23	6.6	5.5	7.6
XEL5050-682MEC	6.8	26.75	29.5	21	6.0	4.7	6.4
XEL5050-822MEC	8.2	31.75	34.9	18	5.6	4.5	6.1
XEL5050-103MEC	10.0	40.90	45.0	15	4.9	3.6	4.9
XEL5050-153MEC	15.0	69.70	76.7	13	3.7	2.9	3.9
XEL5050-223MEC	22.0	90.60	99.7	11	3.6	2.5	3.4

XEL6060 Shielded

Part number	Inductance ±20% (µH)	DCR (mOhms) nom	DCR (mOhms) max	SRF typ (MHz)	Isat (A) 30% drop	Irms (A) 20°C rise	Irms (A) 40°C rise
XEL6060-331MEC	0.33	1.98	2.20	79	30.0	23.6	31.8
XEL6060-561MEC	0.56	2.60	2.90	59	23.0	20.6	27.7
XEL6060-821MEC	0.82	3.03	3.33	52	20.0	19.1	25.7
XEL6060-102MEC	1.0	3.70	4.07	47	20.0	17.2	23.2
XEL6060-152MEC	1.5	4.28	4.71	41	19.0	16.0	21.6
XEL6060-222MEC	2.2	6.10	6.70	33	16.0	13.4	18.1
XEL6060-272MEC	2.7	6.94	7.63	26	13.8	12.6	17.0
XEL6060-472MEC	4.7	13.65	15.02	23	11.4	9.0	12.1
XEL6060-682MEC	6.8	20.82	22.90	16	7.9	7.3	9.8
XEL6060-822MEC	8.2	22.71	24.98	15	7.6	7.0	9.4
XEL6060-123MEC	12	36.66	40.33	12	5.8	5.5	7.4

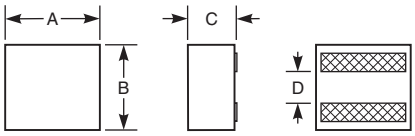

Dimensions (inches *mm*)

Series	A max	B max	C max	D
XEL3515	0.144 3,65	0.132 3,35	0.059 1,5	0.045 1,14
XEL3520	0.144 3,65	0.132 3,35	0.079 2,5	0.045 1,14
XEL3530	0.144 3,65	0.132 3,35	0.118 3,0	0.045 1,14
XEL4012	0.169 4,3	0.169 4,3	0.047 1,20	0.062 1,57
XEL4014	0.169 4,3	0.169 4,3	0.055 1,40	0.062 1,57
XEL4020	0.169 4,3	0.169 4,3	0.083 2,10	0.062 1,57
XEL4030 ≤0.30 µH	0.169 4,3	0.169 4,3	0.126 3,20	0.062 1,57
XEL4030 ≥0.47 µH	0.169 4,3	0.169 4,3	0.122 3,10	0.062 1,57
XEL5020 ≤0.10 µH	0.224 5,68	0.216 5,48	0.0866 2,20	0.091 2,31
XEL5020 ≥0.22 µH	0.224 5,68	0.216 5,48	0.0826 2,10	0.091 2,31
XEL5030 ≤0.60 µH	0.224 5,68	0.216 5,48	0.126 3,20	0.091 2,31
XEL5030 ≥1.20 µH	0.224 5,68	0.216 5,48	0.122 3,10	0.091 2,31
XEL5050 ≤1.20 µH	0.224 5,68	0.216 5,48	0.209 5,30	0.091 2,31
XEL5050 ≥1.8 µH	0.224 5,68	0.216 5,48	0.205 5,20	0.091 2,31
XEL5050 ≤3.3 µH	0.224 5,68	0.216 5,48	0.201 5,10	0.091 2,31
XEL6030 ≥3.3 µH	0.266 6,76	0.258 6,56	0.122 3,10	0.122 3,10
XEL6060	0.266 6,76	0.258 6,56	0.240 6,10	0.120 3,04
XFL3010	0.126 3,2	0.126 3,2	0.043 1,10	0.050 1,26
XFL3012	0.126 3,2	0.126 3,2	0.051 1,30	0.050 1,26
XFL4012	0.169 4,3	0.169 4,3	0.047 1,20	0.063 1,6
XFL4015	0.169 4,3	0.169 4,3	0.063 1,60	0.063 1,6
XFL4020	0.169 4,3	0.169 4,3	0.083 2,10	0.063 1,6
XFL4030	0.169 4,3	0.169 4,3	0.122 3,10	0.063 1,6
XFL5015	0.216 5,48	0.224 5,68	0.059 1,50	0.091 2,31
XFL5018	0.216 5,48	0.224 5,68	0.071 1,80	0.091 2,31
XFL5030	0.216 5,48	0.224 5,68	0.122 3,10	0.091 2,31
XFL6012	0.266 6,76	0.258 6,56	0.047 1,20	0.110 2,8
XFL7015	0.315 8,0	0.315 8,0	0.059 1,50	0.123 3,12

XGL4020 Ultra-low DCR

NEW!

Q200 125°

Part number	Inductance ±20% (µH)	DCR (mOhms) nom	DCR (mOhms) max	SRF typ (MHz)	Isat (A) 30% drop	Irms (A) 20°C rise	Irms (A) 40°C rise
XGL4020-331MEC	0.33	3.00	3.60	110	15.2	16.5	23.0
XGL4020-471MEC	0.47	4.20	5.10	95	13.4	14.3	19.7
XGL4020-601MEC	0.60	5.10	5.90	80	11.7	13.5	18.4
XGL4020-821MEC	0.82	7.70	8.60	65	9.4	11.2	14.0
XGL4020-102MEC	1.00	8.20	9.00	60	8.8	8.8	12.0
XGL4020-152MEC	1.50	13.00	14.30	45	7.5	8.0	11.1
XGL4020-222MEC	2.20	19.50	21.50	40	6.2	6.7	8.9
XGL4020-332MEC	3.30	30.80	34.00	30	4.8	4.9	6.6
XGL4020-472MEC	4.70	43.00	47.30	23	4.1	4.1	5.6
XGL4020-562MEC	5.60	48.70	53.60	22	3.7	3.9	5.3
XGL4020-682MEC	6.80	63.60	70.00	21	3.4	3.1	4.2
XGL4020-822MEC	8.20	71.00	78.10	20	3.2	3.0	4.1

XAL40xx High Current

Q200 125°

Part number	Inductance ±20% (µH)	DCR (mOhms) nom	DCR (mOhms) max	SRF typ (MHz)	Isat (A) 30% drop	Irms (A) 20°C rise	Irms (A) 40°C rise
XAL4020-221MEC	0.22	5.81	6.40	191	18.7	12.0	16.8
XAL4020-401MEC	0.40	7.55	8.30	145	12.5	10.0	14.0
XAL4020-601MEC	0.60	9.50	10.45	106	10.4	7.9	11.7
XAL4020-102MEC	1.0	13.25	14.60	79	8.7	6.7	9.6
XAL4020-122MEC	1.2	17.75	19.50	69	7.9	6.6	9.0
XAL4020-152MEC	1.5	21.45	23.60	64	7.1	5.2	7.5
XAL4020-222MEC	2.2	35.20	38.70	52	5.6	4.0	5.5
XAL4030-332MEC	3.3	26.0	28.6	43	5.5	5.0	6.6
XAL4030-472MEC	4.7	40.1	44.1	36	4.5	3.9	5.1
XAL4030-682MEC	6.8	67.4	74.1	29	3.6	3.0	3.9
XAL4040-822MEC	8.2	60.8	66.9	27	4.0	2.4	3.4
XAL4040-103MEC	10	84.0	92.4	24	3.0	2.2	3.1
XAL4040-153MEC	15	109	120	20	2.8	2.0	2.8

XAL5020 High Current

Q200 125°

Part number	Inductance ±20% (µH)	DCR (mOhms) nom	DCR (mOhms) max	SRF typ (MHz)	Isat (A) 30% drop	Irms (A) 20°C rise	Irms (A) 40°C rise
XAL5020-161MEC	0.16	4.11	5.00	205	24.2	13.9	18.8
XAL5020-331MEC	0.33	6.40	7.68	110	17.1	10.5	14.4
XAL5020-561MEC	0.56	8.30	9.54	80	14.1	9.9	13.9
XAL5020-801MEC	0.80	10.3	11.8	64	12.0	9.4	13.0
XAL5020-122MEC	1.2	17.8	20.5	50	9.5	6.8	9.4

XAL5030/5050 High Current

Q200 125°

Part number	Inductance ±20% (µH)	DCR (mOhms) nom	DCR (mOhms) max	SRF typ (MHz)	Isat (A) 30% drop	Irms (A) 20°C rise	Irms (A) 40°C rise
XAL5030-161MEC	0.16	2.15	2.36	183	31.0	14.2	22.2
XAL5030-331MEC	0.33	3.20	3.52	108	26.0	13.8	19.2
XAL5030-601MEC	0.60	4.11	4.52	75	19.8	13.6	17.7
XAL5030-801MEC	0.80	5.14	5.65	63	18.5	10.0	13.0
XAL5030-102MEC	1.0	8.50	9.40	68	14.0	8.7	11.1
XAL5030-122MEC	1.2	11.40	12.40	45	12.5	7.9	10.4
XAL5030-222MEC	2.2	13.20	14.50	38	9.2	7.2	9.7
XAL5030-332MEC	3.3	21.20	23.30	28	8.7	5.9	8.1
XAL5030-472MEC	4.7	36.00	40.00	23	6.7	4.3	5.9
XAL5050-562MEC	5.6	23.45	25.80	25	6.3	5.3	7.2
XAL5050-682MEC	6.8	26.75	29.45	21	6.0	4.7	6.4
XAL5050-822MEC	8.2	31.75	34.95	18	5.6	4.5	6.1
XAL5050-103MEC	10	40.90	45.00	15	4.9	3.6	4.9
XAL5050-153MEC	15	69.70	76.70	13	3.7	2.9	3.9
XAL5050-223MEC	22	90.60	99.65	11	3.6	2.5	3.4

XAL6030/6060 High Current



Q200 125°

Part number	Inductance ±20% (µH)	DCR (mOhms) nom	DCR (mOhms) max	SRF typ (MHz)	Isat (A) 30% drop	Irms (A) 20°C rise	Irms (A) 40°C rise
XAL6030-181MEC	0.18	1.59	1.75	141	39.0	24	32
XAL6030-331MEC	0.33	2.30	2.53	89	30.0	20	25
XAL6030-561MEC	0.56	3.01	3.31	61	29.0	17	22
XAL6030-102MEC	1.0	5.62	6.18	50	23.0	13	18
XAL6030-122MEC	1.2	6.82	7.50	43	22.0	12	16
XAL6030-182MEC	1.8	9.57	10.52	34	18.2	10	14
XAL6030-222MEC	2.2	12.70	13.97	30	15.9	7.0	10
XAL6030-332MEC	3.3	19.92	20.81	26	12.2	6.0	8.0
XAL6060-472MEC	4.7	13.10	14.40	21	10.5	8.0	11
XAL6060-562MEC	5.6	14.46	15.90	20	9.9	7.5	10
XAL6060-682MEC	6.8	18.90	20.80	18	9.2	7.0	9.0
XAL6060-822MEC	8.2	24.00	26.40	16	8.4	6.0	8.0
XAL6060-103MEC	10	27.00	29.82	14	7.6	5.0	7.0
XAL6060-153MEC	15	39.77	43.75	11	5.8	4.5	6.0
XAL6060-223MEC	22	55.12	60.63	9	5.6	3.6	5.0
XAL6060-333MEC	33	95.68	105.0	7	3.7	2.7	3.6

XAL6020 High Current

Q200 125°

Part number	Inductance ±20% (µH)	DCR (mOhms) nom	DCR (mOhms) max	SRF typ (MHz)	Isat (A) 30% drop	Irms (A) 20°C rise	Irms (A) 40°C rise
XAL6020-121MEC	0.12	1.60	1.85	165	45	21.0	27.0
XAL6020-161MEC	0.16	2.35	2.70	152	41	20.0	26.0
XAL6020-271MEC	0.27	3.45	3.85	97	29.5	19.0	25.0
XAL6020-451MEC	0.45	4.60	5.05	73	24.5	17.0	22.0
XAL6020-601MEC	0.60	6.45	7.10	66	20.5	15.0	18.5
XAL6020-901MEC	0.90	10.63	11.10	56	19.1	11.5	15.2
XAL6020-112MEC	1.1	12.60	13.10	50	17.1	10.0	12.0

XAL7020 High Current

Q200 125°

Part number	Inductance ±20% (µH)	DCR (mOhms) nom	DCR (mOhms) max	SRF typ (MHz)	Isat (A) 30% drop	Irms (A) 20°C rise	Irms (A) 40°C rise
XAL7020-151MEC	0.15	1.9	2.5	161	46.0	18	24
XAL7020-271MEC	0.27	2.9	3.8	112	30.0	15	21
XAL7020-331MEC	0.33	4.0	5.2	88	28.0	14	20
XAL7020-471MEC	0.47	5.3	6.4	72	24.3	12	17
XAL7020-681MEC	0.68	7.9	9.5	54	22.3	10	13
XAL7020-102MEC	1.0	9.8	10.8	46	16.4	8.0	11
XAL7020-122MEC	1.2	11.5	12.8	42	14.5	7.0	10
XAL7020-152MEC	1.5	17.6	19.3	37	15.0	6.0	9.0
XAL7020-222MEC	2.2	28.7	31.6	29	13.6	5.0	7.0

XAL7030 High Current

Q200 125°

Part number	Inductance ±20% (µH)	DCR (mOhms) nom	DCR (mOhms) max	SRF typ (MHz)	Isat (A) 30% drop	Irms (A) 20°C rise	Irms (A) 40°C rise
XAL7030-161MEC	0.16	1.15	1.26	158	60.0	24.9	32.5
XAL7030-301MEC	0.30	1.75	1.92	101	41.0	21.0	27.6
XAL7030-601MEC	0.60	3.00	3.30	72	36.0	18.0	23.0
XAL7030-102MEC	1.0	4.55	5.00	52	28.0	16.1	21.8
XAL7030-152MEC	1.5	7.60	8.36	39	23.5	11.9	15.0
XAL7030-222MEC	2.2	13.7	15.07	29	18.0	10.0	12.9
XAL7030-272MEC	2.7	15.7	17.30	32	12.8	9.2	11.4
XAL7030-332MEC	3.3	19.5	21.45	25	12.3	8.0	10.0
XAL7030-472MEC	4.7	26.1	30.00	21	10.1	6.9	9.0
XAL7030-562MEC	5.6	28.1	32.32	17	9.8	5.3	7.3
XAL7030-682MEC	6.8	45.0	51.75	15	8.7	4.4	6.8
XAL7030-822MEC	8.2	53.0	60.94	13	8.4	2.9	5.9
XAL7030-103MEC	10	60.4	69.46	12	7.7	2.6	5.3

XAR7030 High Current

Part number	Inductance ±20% (µH)	DCR (mOhms) typ	DCR (mOhms) max	SRF typ (MHz)	Isat (A) 30% drop	Irms (A) 20°C rise	Irms (A) 40°C rise
XAR7030-161MEC	0.16	1.26	1.40	158	60.0	13.5	18.6
XAR7030-301MEC	0.30	1.75	1.92	101	41.0	13.5	18.6
XAR7030-501MEC	0.50	3.00	3.30	72	36.0	13.5	17.5
XAR7030-102MEC	1.0	4.55	5.00	49	28.0	10.0	14.0
XAR7030-132MEC	1.3	7.60	8.36	51	23.5	8.0	11.0
XAR7030-222MEC	2.2	13.70	15.07	40	18.0	6.2	8.7
XAR7030-272MEC	2.7	15.70	17.30	29	12.8	4.9	7.1
XAR7030-332MEC	3.3	19.50	21.45	29	12.3	4.8	6.5
XAR7030-472MEC	4.7	26.10	30.00	21	10.1	4.0	5.7
XAR7030-562MEC	5.6	28.10	32.32	17	9.8	4.0	5.7
XAR7030-682MEC	6.8	45.00	51.57	15	8.7	3.0	4.1
XAR7030-822MEC	8.2	53.00	60.95	15	8.4	2.9	4.0
XAR7030-103MEC	10	60.40	69.46	12	7.7	2.1	4.0

XAL7050 Shielded

NEW!

Q200 125°

Part number	Inductance ±20% (µH)	DCR (mOhms) nom	DCR (mOhms) max	SRF typ (MHz)	Isat (A) 30% drop	Irms (A) 20°C rise	Irms (A) 40°C rise
XAL7050-223MEC	22	60	70	8.6	5.5	4.0	5.0
XAL7050-333MEC	33	75	85	6.7	4.1	3.4	4.6
XAL7050-473MEC	47	105	120	6.0	3.5	2.5	3.5

* Bold numbers indicate tolerances carried in stock. When ordering, please replace underscore in part number with the proper tolerance code: N = 30%, M = 20%. (e.g. XAL1350-302**N**ED for a 30% tolerance part.)

XAL7070 High Current

Part number	Inductance ±20% (µH)	DCR (mOhms) nom	DCR (mOhms) max	SRF typ (MHz)	Isat (A) 30% drop	Irms (A) 20°C rise	Irms (A) 40°C rise
XAL7070-161MEC	0.16	0.75	0.83	207	78.0	30.5	36.1
XAL7070-301MEC	0.30	1.06	1.17	135	55.6	26.1	33.4
XAL7070-551MEC	0.55	1.42	1.56	89	43.0	23.5	29.0
XAL7070-651MEC	0.65	1.75	1.93	74	40.0	21.0	26.5
XAL7070-801MEC	0.80	2.08	2.29	67	37.8	20.8	25.8
XAL7070-102MEC	1.0	2.55	2.81	64	34.8	20.0	25.0
XAL7070-122MEC	1.2	3.10	3.41	43	31.2	16.2	21.6
XAL7070-182MEC	1.8	4.05	4.46	43	25.0	15.8	21.0
XAL7070-222MEC	2.2	5.73	6.33	35	19.6	13.2	17.8
XAL7070-332MEC	3.3	8.56	9.42	32	19.4	11.5	15.1
XAL7070-472MEC	4.7	12.96	14.26	26	15.2	10.5	13.6
XAL7070-562MEC	5.6	13.67	15.03	21	13.0	8.5	11.4
XAL7070-682MEC	6.8	17.84	19.62	20	12.8	6.8	9.2

XAL8050 Shielded

NEW!

Part number	Inductance ±20% (µH)	DCR (mOhms) nom	DCR (mOhms) max	SRF typ (MHz)	Isat (A) 30% drop	Irms (A) 20°C rise	Irms (A) 40°C rise
XAL8050-223MEC	22	50.4	71	7.5	6.2	3.7	5.2

XAL8080 High Current

Part number	Inductance ±20% (µH)	DCR (mOhms) nom	DCR (mOhms) max	SRF typ (MHz)	Isat (A) 30% drop	Irms (A) 20°C rise	Irms (A) 40°C rise
XAL8080-681MED	0.68	1.38	1.65	70.00	38.0	27.0	37.0
XAL8080-102MED	1.0	2.11	2.33	49.22	31.3	24.9	34.1
XAL8080-222MED	2.2	4.08	4.49	36.73	24.0	16.0	21.5
XAL8080-472MED	4.7	8.89	9.77	24.14	17.4	10.5	14.6
XAL8080-682MED	6.8	13.2	14.5	20.64	14.0	8.0	11.3
XAL8080-103MED	10	21.0	23.1	15.63	10.9	6.6	8.7

XAL1010 High Current

Part number	Inductance ±20% (µH)	DCR (mOhms) nom	DCR (mOhms) max	SRF typ (MHz)	Isat (A) 30% drop	Irms (A) 20°C rise	Irms (A) 40°C rise
XAL1010-221MED	0.22	0.45	0.50	115	98.8	41.0	55.5
XAL1010-451MED	0.45	0.65	0.72	66	70.5	40.0	53.0
XAL1010-681MED	0.68	0.87	0.96	53	62.0	36.0	48.0
XAL1010-102MED	1.0	1.00	1.10	42	55.0	32.0	43.5
XAL1010-152MED	1.5	1.60	1.76	33	36.6	31.0	40.5
XAL1010-222MED	2.2	2.55	2.80	22	34.0	24.5	32.0
XAL1010-332MED	3.3	3.70	4.10	21	27.4	18.2	25.0
XAL1010-472MED	4.7	5.20	5.70	19	25.4	17.5	24.0
XAL1010-562MED	5.6	6.30	6.93	16	23.6	15.7	21.2
XAL1010-682MED	6.8	8.10	8.90	14	21.8	14.0	18.5
XAL1010-822MED	8.2	11.70	12.90	12	18.3	12.9	17.1
XAL1010-103MED	10	13.40	14.75	11	17.5	11.5	15.5
XAL1010-153MED	15	16.90	18.60	9	15.5	9.9	13.8

XAL1030 High Current

Part number	Inductance ±20% (µH)	DCR (mOhms) nom	DCR (mOhms) max	SRF typ (MHz)	Isat (A) 30% drop	Irms (A) 20°C rise	Irms (A) 40°C rise
XAL1030-161MEC	0.16	1.10	1.21	120	88.0	28.0	42.0
XAL1030-301MEC	0.30	1.55	1.70	78	68.0	25.5	35.0
XAL1030-561MEC	0.56	2.50	2.75	53	44.0	23.0	32.0
XAL1030-102MEC	1.0	4.50	4.95	41	35.0	16.0	23.0

XAL1060 High Current

Part number	Inductance ±20% (µH)	DCR (mOhms) nom	DCR (mOhms) max	SRF typ (MHz)	Isat (A) 30% drop	Irms (A) 20°C rise	Irms (A) 40°C rise
XAL1060-181MEC	0.18	0.50	0.55	68	120	28.8	46.0
XAL1060-401MEC	0.40	0.80	0.88	60	82	25.9	36.8
XAL1060-681MEC	0.68	1.35	1.50	51	52	22.4	33.9
XAL1060-122MEC	1.2	2.50	2.75	44	43	17.9	26.3
XAL1060-152MEC	1.5	3.00	3.30	36	36	16.0	24.4
XAL1060-222MEC	2.2	4.50	4.95	25	32	13.9	20.0
XAL1060-332MEC	3.3	7.20	7.92	19	26	11.2	16.8
XAL1060-472MEC	4.7	9.75	10.72	16	25	8.5	14.0

XAL1350 High Current

Part number	Inductance ±20% (µH)	Percent Tolerance*	DCR (mOhms) typ	DCR (mOhms) max	SRF typ (MHz)	Isat (A) 30% drop	Irms (A) 20°C rise	Irms (A) 40°C rise
XAL1350-631MED	0.63	**30**,20	1.50	1.70	50	74	28	38
XAL1350-931MED	0.93	**30**,20	2.00	2.20	42	60	25	33
XAL1350-132MED	1.3	**30**,20	2.50	2.70	33	56	23	32
XAL1350-222MED	2.2	**30**,20	4.16	4.80	23	46	19	24
XAL1350-302MED	3.0	**30**,20	5.86	6.80	19	37	16	21

XAL1510 High Current

Part number	Inductance ±20% (µH)	DCR (mOhms) nom	DCR (mOhms) max	SRF typ (MHz)	Isat (A) 30% drop	Irms (A) 20°C rise	Irms (A) 40°C rise
XAL1510-472MED	4.7	3.35	3.80	12.7	39.0	21	29
XAL1510-682MED	6.8	4.17	4.60	11.5	36.0	19	26
XAL1510-822MED	8.2	6.00	7.50	10.8	30.0	18	24
XAL1510-103MED	10	6.80	9.00	10.1	26.3	16	22
XAL1510-153MED	15	9.17	12.4	8.0	23.0	13	18
XAL1510-223MED	22	14.5	16.0	6.3	18.7	10.5	14
XAL1510-333MED	33	18.7	20.0	5.8	16.7	8.6	12

XAL1580 High Current

Part number	Inductance ±20% (µH)	DCR (mOhms) nom	DCR (mOhms) max	SRF typ (MHz)	Isat (A) 30% drop	Irms (A) 20°C rise	Irms (A) 40°C rise
XAL1580-401MED	0.40	0.50	0.70	53.0	111	47.0	60.0
XAL1580-741MED	0.74	0.72	0.86	35.1	86.0	43.2	59.7
XAL1580-102MED	1.0	0.93	1.12	30.0	73.5	40.6	57.5
XAL1580-132MED	1.3	1.15	1.38	26.2	65.0	34.6	46.7
XAL1580-182MED	1.8	1.61	1.93	21.3	57.0	33.2	43.8
XAL1580-202MED	2.0	1.91	2.29	20.1	51.0	29.5	39.9
XAL1580-302MED	3.0	2.62	3.10	16.0	43.0	25.6	34.4
XAL1580-452MED	4.5	3.82	4.58	12.5	34.2	20.4	27.0
XAL1580-532MED	5.3	4.35	5.22	11.8	33.0	19.5	26.5
XAL1580-612MED	6.1	5.66	6.79	11.7	31.0	16.9	22.6

XALxxxx, XGL4020

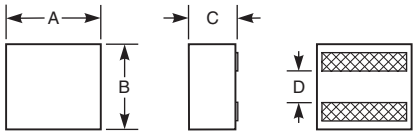

XAR7030

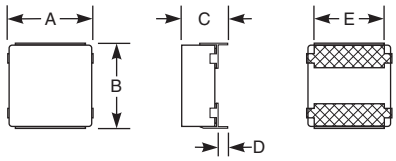

Dimensions (inches *mm*)

Series	A max	B max	C max	D	E
XAL1010	0.465 *11,8*	0.414 *10,5*	0.394 *10,0*	0.175 *4,45*	
XAL1030	0.465 *11,8*	0.414 *10,5*	0.122 *3,1*	0.175 *4,45*	
XAL1060	0.465 *11,8*	0.414 *10,5*	0.236 *6,0*	0.175 *4,45*	
XAL1350	0.559 *14,2*	0.520 *13,2*	0.197 *5,0*	0.238 *6,05*	
XAL1510	0.646 *16,4*	0.606 *15,4*	0.394 *10,0*	0.234 *5,95*	
XAL1580	0.646 *16,4*	0.606 *15,4*	0.315 *8,0*	0.234 *5,95*	
XAL4020	0.169 4,3	0.169 4,3	0.083 2,10	0.063 1,6	
XAL4030	0.169 4,3	0.169 4,3	0.122 3,10	0.063 1,6	
XAL4040	0.169 4,3	0.169 4,3	0.161 4,10	0.063 1,6	
XAL5020	0.224 5,50	0.216 5,30	0.079 2,0	0.091 2,31	
XAL5030	0.224 *5,50*	0.216 5,30	0.122 *3,1*	0.091 *2,31*	
XAL5050	0.224 *5,50*	0.216 5,30	0.201 *5,1*	0.091 *2,31*	
XAL6020	0.266 *6,76*	0.258 *6,56*	0.083 *2,1*	0.110 *2,79*	
XAL6030	0.266 *6,76*	0.258 *6,56*	0.122 *3,10*	0.110 *2,79*	
XAL6060	0.266 *6,76*	0.258 *6,56*	0.242 *6,10*	0.110 *2,79*	
XAL7020	0.315 *8,0*	0.315 *8,0*	0.079 *2,0*	0.123 *3,12*	
XAL7030	0.315 *8,0*	0.315 *8,0*	0.122 *3,1*	0.123 *3,12*	
XAL7050	0.315 *8,0*	0.303 *7,7*	0.197 *5,0*	0.123 *3,12*	
XAL7070	0.303 *7,7*	0.315 *8,0*	0.276 *7,0*	0.123 *3,12*	
XAL8050	0.359 *9,1*	0.339 *8,6*	0.197 *5,0*	0.140 *3,56*	
XAL8080	0.327 *8,3*	0.347 *8,8*	0.315 *8,0*	0.140 *3,56*	
XAR7030	0.535 *9,0*	0.535 *9,0*	0.377 *5,0*	0.059 *1,5*	0.256 *6,5*
XGL4020	0.169 4,3	0.169 4,3	0.083 2,10	0.062 1,57	

LPS3008 Shielded

Part number	Inductance ±20% (µH)	DCR max (Ohms)	SRF typ (MHz)	Isat (A) 10% drop	Isat (A) 20% drop	Isat (A) 30% drop	Irms (A) 20°C rise	Irms (A) 40°C rise
LPS3008-561MRC	0.56	0.072	330	1.8	2.0	2.1	1.4	2.0
LPS3008-801MRC	0.80	0.092	255	1.6	1.7	1.8	1.1	1.6
LPS3008-102MRC	1.0	0.125	220	1.3	1.4	1.5	0.90	1.3
LPS3008-152MRC	1.5	0.134	170	1.1	1.3	1.3	0.87	1.2
LPS3008-222MRC	2.2	0.175	150	1.0	1.1	1.1	0.85	1.1
LPS3008-332MRC	3.3	0.285	114	0.81	0.86	0.88	0.74	0.95
LPS3008-472MRC	4.7	0.350	87	0.68	0.73	0.74	0.68	0.80
LPS3008-562MRC	5.6	0.450	78	0.62	0.67	0.70	0.58	0.73
LPS3008-682MRC	6.8	0.500	75	0.58	0.61	0.63	0.50	0.67
LPS3008-822MRC	8.2	0.600	61	0.52	0.56	0.58	0.45	0.60
LPS3008-103MRC	10	0.650	56	0.46	0.51	0.52	0.42	0.56
LPS3008-123MRC	12	0.790	49	0.45	0.48	0.50	0.38	0.50
LPS3008-183MRC	18	1.25	38	0.35	0.38	0.40	0.33	0.44
LPS3008-223MRC	22	1.50	35	0.29	0.33	0.34	0.29	0.38
LPS3008-333MRC	33	2.30	23	0.27	0.30	0.31	0.25	0.32
LPS3008-473MRC	47	3.00	21	0.22	0.23	0.24	0.21	0.27
LPS3008-683MRC	68	4.75	18	0.18	0.19	0.20	0.175	0.23
LPS3008-104MRC	100	6.85	14	0.15	0.16	0.16	0.160	0.21
LPS3008-124MRC	120	7.00	13	0.084	0.094	0.10	0.140	0.190
LPS3008-154MRC	150	8.00	11	0.080	0.088	0.092	0.130	0.175
LPS3008-184MRC	180	9.00	10	0.070	0.078	0.082	0.120	0.160

LPZ3008 Shielded

LPZ3008-224MRC	220	11.5	9.0	0.067	0.073	0.076	0.100	0.145
LPZ3008-334MRC	330	18.0	7.0	0.059	0.064	0.066	0.090	0.130

Q200 85°

LPS3010 Shielded

Part number	Inductance ±20% (µH)	DCR max (Ohms)	SRF typ (MHz)	Isat (A) 10% drop	Isat (A) 20% drop	Isat (A) 30% drop	Irms (A) 20°C rise	Irms (A) 40°C rise
LPS3010-471MRC	0.47	0.070	370	1.8	1.9	2.0	1.3	1.80
LPS3010-681MRC	0.68	0.080	270	1.6	1.7	1.7	1.3	1.75
LPS3010-102MRC	1.0	0.085	230	1.5	1.6	1.6	1.1	1.50
LPS3010-152MRC	1.5	0.120	165	1.3	1.4	1.4	1.05	1.40
LPS3010-182MRC	1.8	0.150	150	1.2	1.2	1.3	1.00	1.40
LPS3010-222MRC	2.2	0.220	130	1.3	1.4	1.4	0.90	1.10
LPS3010-332MRC	3.3	0.220	110	0.83	0.88	0.90	0.85	1.10
LPS3010-472MRC	4.7	0.300	92	0.72	0.75	0.77	0.70	0.95
LPS3010-562MRC	5.6	0.400	80	0.67	0.69	0.71	0.60	0.78
LPS3010-682MRC	6.8	0.450	70	0.61	0.63	0.64	0.56	0.74
LPS3010-822MRC	8.2	0.520	62	0.56	0.59	0.59	0.53	0.70
LPS3010-103MRC	10	0.540	58	0.50	0.53	0.55	0.48	0.64
LPS3010-123MRC	12	0.700	47	0.46	0.49	0.50	0.44	0.58
LPS3010-153MRC	15	0.950	43	0.41	0.43	0.44	0.37	0.48
LPS3010-183MRC	18	1.10	40	0.38	0.40	0.41	0.33	0.47
LPS3010-223MRC	22	1.20	36	0.32	0.35	0.36	0.30	0.41
LPS3010-333MRC	33	2.00	27	0.25	0.27	0.28	0.26	0.35
LPS3010-473MRC	47	3.20	21	0.23	0.24	0.25	0.22	0.31
LPS3010-683MRC	68	3.50	21	0.20	0.21	0.22	0.20	0.28
LPS3010-104MRC	100	5.25	14	0.14	0.16	0.17	0.18	0.24
LPS3010-124MRC	120	6.10	12	0.13	0.15	0.15	0.14	0.19
LPS3010-154MRC	150	9.15	11	0.13	0.14	0.14	0.13	0.17
LPS3010-184MRC	180	10.1	9	0.11	0.12	0.13	0.11	0.15
LPS3010-224MRC	220	12.5	8	0.10	0.11	0.12	0.095	0.13

LPZ3010 Shielded

LPZ3010-334MRC	330	18.5	7.0	0.10	0.105	0.115	0.085	0.11

Q200 125°

LPS3015 Shielded

Part number	Inductance ±20% (µH)	DCR max (Ohms)	SRF typ (MHz)	Isat (A) 10% drop	Isat (A) 20% drop	Isat (A) 30% drop	Irms (A) 20°C rise	Irms (A) 40°C rise
LPS3015-102MRC	1.0	0.075	190	2.4	2.4	2.5	1.4	2.0
LPS3015-152MRC	1.5	0.100	140	2.2	2.2	2.3	1.3	1.7
LPS3015-182MRC	1.8	0.100	135	2.1	2.1	2.3	1.1	1.4
LPS3015-222MRC	2.2	0.110	110	2.0	2.1	2.1	1.1	1.4
LPS3015-332MRC	3.3	0.130	90	1.4	1.5	1.5	1.0	1.4
LPS3015-472MRC	4.7	0.200	79	1.1	1.2	1.2	0.90	1.2
LPS3015-682MRC	6.8	0.300	58	0.83	0.86	0.89	0.68	0.90
LPS3015-103MRC	10	0.440	48	0.60	0.69	0.73	0.55	0.75
LPS3015-153MRC	15	0.700	35	0.58	0.61	0.62	0.44	0.59
LPS3015-183MRC	18	0.750	33	0.56	0.58	0.59	0.43	0.58
LPS3015-223MRC	22	0.825	30	0.48	0.49	0.50	0.42	0.57
LPS3015-333MRC	33	1.30	23	0.39	0.41	0.42	0.35	0.48
LPS3015-473MRC	47	1.55	17	0.36	0.38	0.39	0.30	0.40
LPS3015-683MRC	68	2.35	14	0.29	0.30	0.31	0.25	0.33
LPS3015-104MRC	100	3.40	11	0.24	0.25	0.26	0.19	0.26
LPS3015-124MRC	120	4.65	9.0	0.21	0.22	0.22	0.17	0.23
LPS3015-154MRC	150	6.25	8.0	0.19	0.20	0.20	0.15	0.20
LPS3015-184MRC	180	8.60	7.5	0.16	0.17	0.17	0.13	0.175
LPS3015-224MRC	220	9.50	6.0	0.15	0.16	0.16	0.11	0.155

LPZ3015 Shielded

LPZ3015-334MRC	330	23.0	5.0	0.10	0.11	0.11	0.070	0.095

LPS3314 Shielded

Part number	Inductance ±20% (µH)	DCR max (Ohms)	SRF typ (MHz)	Isat (A) 10% drop	Isat (A) 20% drop	Isat (A) 30% drop	Irms (A) 20°C rise	Irms (A) 40°C rise
LPS3314-102MRC	1.0	0.062	215	1.8	1.9	2.0	1.6	2.10
LPS3314-222MRC	2.2	0.100	140	1.3	1.4	1.5	1.2	1.60
LPS3314-332MRC	3.3	0.145	115	1.1	1.2	1.3	1.0	1.35
LPS3314-472MRC	4.7	0.175	86	0.97	0.99	1.0	0.90	1.25
LPS3314-562MRC	5.6	0.220	74	0.92	0.95	0.98	0.82	1.10
LPS3314-682MRC	6.8	0.240	72	0.87	0.90	0.91	0.82	1.10
LPS3314-822MRC	8.2	0.270	60	0.58	0.75	0.78	0.70	1.00
LPS3314-103MRC	10	0.330	55	0.56	0.66	0.70	0.65	0.87
LPS3314-153MRC	15	0.440	45	0.44	0.56	0.59	0.62	0.82
LPS3314-183MRC	18	0.575	37	0.60	0.69	0.71	0.52	0.68
LPS3314-223MRC	22	0.720	34	0.44	0.48	0.49	0.45	0.60
LPS3314-333MRC	33	0.920	27	0.30	0.38	0.40	0.43	0.58
LPS3314-473MRC	47	1.40	22	0.28	0.33	0.34	0.35	0.47
LPS3314-563MRC	56	1.55	19	0.26	0.30	0.31	0.32	0.42
LPS3314-683MRC	68	1.80	17	0.22	0.26	0.29	0.30	0.40
LPS3314-823MRC	82	2.00	14	0.20	0.24	0.26	0.29	0.39
LPS3314-104MRC	100	2.75	13	0.19	0.23	0.24	0.24	0.32
LPS3314-124MRC	120	3.45	11	0.19	0.21	0.22	0.22	0.30
LPS3314-154MRC	150	4.10	10	0.16	0.19	0.20	0.20	0.27
LPS3314-184MRC	180	4.80	9.0	0.14	0.17	0.18	0.19	0.25
LPS3314-224MRC	220	6.00	7.0	0.14	0.16	0.17	0.16	0.22
LPS3314-334MRC	330	9.30	6.0	0.11	0.12	0.13	0.13	0.18
LPS3314-474MRC	470	12.0	4.5	0.10	0.11	0.11	0.12	0.16
LPS3314-564MRC	560	14.0	4.5	0.095	0.105	0.11	0.11	0.145
LPS3314-684MRC	680	18.5	4.0	0.092	0.100	0.105	0.095	0.125
LPS3314-824MRC	820	24.0	3.7	0.086	0.099	0.100	0.085	0.110

LPZ3314 Shielded

LPZ3314-105MRC	1000	31.0	3.0	0.090	0.099	0.100	0.082	0.100
LPZ3314-155MRC	1500	44.0	2.7	0.080	0.086	0.090	0.060	0.080

Q200 85°

LPS4012 Shielded

Part number	Inductance (µH)	DCR max (Ohms)	SRF typ (MHz)	Isat (A) 10% drop	Isat (A) 20% drop	Isat (A) 30% drop	Irms (A) 20°C rise	Irms (A) 40°C rise
LPS4012-331MRC	0.33±20%	0.025	375	5.2	5.4	5.5	2.2	3.0
LPS4012-681MRC	0.68±20%	0.055	220	3.5	3.6	3.7	1.8	2.4
LPS4012-102NRC	1.0±30%	0.060	180	2.8	2.9	3.0	1.7	2.4
LPS4012-152MRC	1.5±20%	0.070	140	2.6	2.7	2.8	1.6	2.2
LPS4012-222MRC	2.2±20%	0.100	115	2.3	2.4	2.5	1.2	1.75
LPS4012-332MRC	3.3±20%	0.100	100	1.3	1.4	1.4	1.45	2.00
LPS4012-472MRC	4.7±20%	0.175	70	1.6	1.7	1.8	1.10	1.45
LPS4012-562MRC	5.6±20%	0.260	60	1.5	1.6	1.6	0.85	1.10
LPS4012-682MRC	6.8±20%	0.340	55	1.3	1.3	1.4	0.80	0.98
LPS4012-103MRC	10±20%	0.350	40	0.98	1.0	1.1	0.55	0.75
LPS4012-153MRC	15±20%	0.550	30	0.79	0.82	0.84	0.53	0.73
LPS4012-223MRC	22±20%	0.600	25	0.74	0.78	0.79	0.52	0.70
LPS4012-333MRC	33±20%	0.825	22	0.45	0.47	0.48	0.46	0.61
LPS4012-473MRC	47±20%	1.40	19	0.35	0.37	0.38	0.40	0.52
LPS4012-683MRC	68±20%	1.70	15	0.30	0.32	0.33	0.35	0.46
LPS4012-104MRC	100±20%	2.40	12	0.24	0.26	0.27	0.30	0.40
LPS4012-124MRC	120±20%	3.30	11.5	0.23	0.24	0.25	0.27	0.36
LPS4012-154MRC	150±20%	3.50	10.0	0.21	0.22	0.23	0.25	0.32
LPS4012-184MRC	180±20%	5.00	8.0	0.18	0.19	0.20	0.23	0.29
LPS4012-224MRC	220±20%	5.20	7.0	0.15	0.16	0.17	0.21	0.27
LPS4012-334MRC	330±20%	7.20	7.0	0.14	0.14	0.15	0.17	0.225
LPS4012-474MRC	470±20%	10.0	4.0	0.10	0.11	0.12	0.13	0.175
LPS4012-564MRC	560±20%	12.5	3.5	0.10	0.105	0.115	0.11	0.140
LPS4012-684MRC	680±20%	13.5	3.0	0.10	0.105	0.110	0.11	0.135
LPS4012-824MRC	820±20%	20.0	3.0	0.090	0.095	0.095	0.105	0.132
LPS4012-105MRC	1000±20%	21.5	3.0	0.080	0.090	0.095	0.100	0.130
LPS4012-155MRC	1500±20%	30.0	2.5	0.090	0.090	0.090	0.087	0.115
LPS4012-185MRC	1800±20%	35.0	2.0	0.079	0.085	0.087	0.075	0.100
LPS4012-225MRC	2200±20%	42.0	1.0	0.079	0.083	0.085	0.070	0.090

LPZ4012 Shielded

LPZ4012-335MRC	3300±20%	65.0	0.95	0.074	0.078	0.080	0.050	0.065

Q200 85°

LPS4018 Shielded

Part number	Inductance (µH)	DCR max (Ohms)	SRF typ (MHz)	Isat (A) 10% drop	Isat (A) 20% drop	Isat (A) 30% drop	Irms (A) 20°C rise	Irms (A) 40°C rise
LPS4018-561MRC	0.56±20%	0.033	250	4.8	5.2	5.3	1.9	2.8
LPS4018-102NRC	1.0±30%	0.042	180	3.8	3.9	4.0	1.8	2.5
LPS4018-222MRC	2.2±20%	0.070	90	2.7	2.8	2.9	1.5	2.0
LPS4018-332MRC	3.3±20%	0.080	75	1.9	2.0	2.0	1.4	1.9
LPS4018-472MRC	4.7±20%	0.125	65	1.8	1.9	1.9	1.3	1.8
LPS4018-682MRC	6.8±20%	0.150	50	1.2	1.3	1.3	1.0	1.5
LPS4018-103MRC	10±20%	0.200	40	1.1	1.2	1.3	0.90	1.25
LPS4018-153MRC	15±20%	0.260	32	0.86	0.91	0.94	0.80	1.12
LPS4018-183MRC	18±20%	0.270	27	0.78	0.83	0.85	0.70	1.00
LPS4018-223MRC	22±20%	0.360	26	0.74	0.80	0.83	0.65	0.90
LPS4018-333MRC	33±20%	0.420	20	0.58	0.64	0.68	0.55	0.80
LPS4018-473MRC	47±20%	0.650	16	0.51	0.55	0.56	0.45	0.68
LPS4018-683MRC	68±20%	0.950	13	0.41	0.45	0.46	0.40	0.56
LPS4018-104MRC	100±20%	1.40	10	0.34	0.36	0.37	0.35	0.50
LPS4018-124MRC	120±20%	1.60	9.0	0.31	0.33	0.34	0.30	0.45
LPS4018-154MRC	150±20%	2.00	8.0	0.27	0.29	0.30	0.28	0.40
LPS4018-184MRC	180±20%	2.50	7.5	0.24	0.26	0.27	0.26	0.36
LPS4018-224MRC	220±20%	3.70	6.5	0.21	0.225	0.235	0.20	0.30
LPS4018-334MRC	330±20%	5.90	5.5	0.18	0.19	0.20	0.17	0.23
LPS4018-474MRC	470±20%	7.80	4.5	0.14	0.16	0.17	0.15	0.20
LPS4018-564MRC	560±20%	10.0	4.0	0.13	0.14	0.15	0.14	0.18
LPS4018-684MRC	680±20%	11.5	3.5	0.12	0.13	0.14	0.12	0.16
LPS4018-824MRC	820±20%	14.0	2.9	0.11	0.12	0.13	0.10	0.14
LPS4018-105MRC	1000±20%	18.0	2.8	0.10	0.11	0.11	0.098	0.125

LPZ4018 Shielded

LPZ4018-155MRC	1500±20%	25.0	2.4	0.095	0.10	0.105	0.080	0.11
LPZ4018-185MRC	1800±20%	31.5	2.3	0.090	0.095	0.10	0.070	0.095
LPZ4018-225MRC	2200±20%	32.5	2.1	0.088	0.094	0.10	0.070	0.090
LPZ4018-335MRC	3300±20%	48.0	1.6	0.082	0.092	0.094	0.055	0.075

LPS4414 Shielded

Part number	Inductance ±20% (µH)	DCR max (Ohms)	SRF typ (MHz)	Isat (A) 10% drop	Isat (A) 20% drop	Isat (A) 30% drop	Irms (A) 20°C rise	Irms (A) 40°C rise
LPS4414-301MRC	0.30	0.040	470	5.6	5.7	5.8	2.35	3.25
LPS4414-501MRC	0.50	0.050	330	4.3	4.4	4.5	2.10	2.80
LPS4414-801MRC	0.80	0.055	225	3.7	3.75	3.8	1.85	2.50
LPS4414-102MRC	1.0	0.060	190	3.0	3.1	3.2	1.75	2.30
LPS4414-152MRC	1.5	0.078	150	2.9	3.1	3.2	1.55	2.00
LPS4414-182MRC	1.8	0.087	130	2.7	2.8	2.9	1.50	1.90
LPS4414-222MRC	2.2	0.110	115	2.2	2.3	2.35	1.25	1.60
LPS4414-332MRC	3.3	0.165	85.0	1.8	1.9	1.95	1.15	1.50
LPS4414-472MRC	4.7	0.215	68.0	1.4	1.5	1.55	0.90	1.20
LPS4414-562MRC	5.6	0.260	58.0	1.4	1.4	1.5	0.75	1.10
LPS4414-682MRC	6.8	0.270	54.0	1.2	1.3	1.4	0.70	1.00
LPS4414-822MRC	8.2	0.350	50.0	1.1	1.3	1.3	0.70	0.98
LPS4414-103MRC	10	0.380	43.0	1.1	1.2	1.3	0.70	0.95
LPS4414-123MRC	12	0.380	38.0	0.94	0.97	1.0	0.66	0.88
LPS4414-153MRC	15	0.440	36.0	0.85	0.89	0.92	0.63	0.82
LPS4414-183MRC	18	0.530	31.0	0.76	0.80	0.82	0.56	0.75
LPS4414-223MRC	22	0.590	27.0	0.69	0.72	0.74	0.53	0.68
LPS4414-333MRC	33	0.715	23.0	0.47	0.49	0.51	0.49	0.65
LPS4414-473MRC	47	0.935	18.0	0.39	0.42	0.43	0.44	0.58
LPS4414-563MRC	56	1.15	16.0	0.37	0.39	0.40	0.42	0.54
LPS4414-683MRC	68	1.35	14.6	0.32	0.33	0.34	0.36	0.48
LPS4414-104MRC	100	1.90	11.0	0.26	0.28	0.285	0.31	0.40
LPS4414-124MRC	120	2.60	10.0	0.23	0.24	0.25	0.27	0.34
LPS4414-154MRC	150	3.10	9.0	0.22	0.23	0.24	0.24	0.32
LPS4414-224MRC	220	4.10	6.7	0.18	0.20	0.20	0.22	0.29
LPS4414-334MRC	330	6.00	5.6	0.14	0.16	0.165	0.17	0.23
LPS4414-474MRC	470	9.50	4.3	0.13	0.14	0.145	0.14	0.23
LPS4414-564MRC	560	10.7	4.0	0.12	0.13	0.14	0.13	0.17
LPS4414-684MRC	680	11.7	3.5	0.10	0.11	0.12	0.13	0.17
LPS4414-824MRC	820	15.1	3.0	0.10	0.105	0.11	0.11	0.14
LPS4414-105MRC	1000	16.3	2.6	0.10	0.102	0.106	0.10	0.13

LPZ4414 Shielded

LPZ4414-155MRC	1500	26.4	2.2	0.096	0.099	0.10	0.085	0.11
LPZ4414-185MRC	1800	35.0	1.9	0.089	0.094	0.097	0.075	0.10
LPZ4414-225MRC	2200	42.5	1.9	0.082	0.089	0.092	0.065	0.080
LPZ4414-335MRC	3300	56.0	1.3	0.072	0.078	0.083	0.055	0.070

LPS5010 Shielded

Part number	Inductance ±20% (µH)	DCR max (Ohms)	SRF typ (MHz)	Isat (A) 10% drop	Isat (A) 20% drop	Isat (A) 30% drop	Irms (A) 20°C rise	Irms (A) 40°C rise
LPS5010-471MRC	0.47	0.038	290	3.1	3.3	3.4	2.0	2.7
LPS5010-821MRC	0.82	0.058	195	2.3	2.5	2.6	1.2	1.5
LPS5010-152MRC	1.5	0.072	168	1.7	1.8	1.9	0.90	1.4
LPS5010-222MRC	2.2	0.100	144	1.4	1.5	1.6	0.88	1.2
LPS5010-332MRC	3.3	0.125	105	1.1	1.2	1.3	0.86	1.1
LPS5010-472MRC	4.7	0.175	76	0.95	1.1	1.1	0.85	0.98
LPS5010-562MRC	5.6	0.240	75	0.90	0.97	1.00	0.75	0.92
LPS5010-682MRC	6.8	0.255	71	0.82	0.90	0.93	0.74	0.85
LPS5010-103MRC	10	0.350	51	0.66	0.72	0.74	0.73	0.80
LPS5010-153MRC	15	0.500	39	0.55	0.59	0.62	0.68	0.75
LPS5010-223MRC	22	0.670	32	0.47	0.51	0.53	0.46	0.62
LPS5010-333MRC	33	1.05	26	0.38	0.42	0.43	0.40	0.55
LPS5010-473MRC	47	1.45	20	0.31	0.34	0.36	0.33	0.44
LPS5010-683MRC	68	2.00	15	0.26	0.29	0.30	0.25	0.35
LPS5010-104MRC	100	3.10	12	0.21	0.23	0.24	0.21	0.28
LPS5010-124MRC	120	3.50	11	0.20	0.22	0.23	0.19	0.25
LPS5010-154MRC	150	4.25	9.0	0.18	0.20	0.21	0.17	0.23
LPS5010-224MRC	220	6.25	7.0	0.15	0.16	0.17	0.15	0.20
LPS5010-334MRC	330	8.60	5.5	0.12	0.13	0.14	0.13	0.185
LPS5010-474MRC	470	12.7	4.5	0.090	0.11	0.11	0.11	0.150
LPS5010-564MRC	560	15.7	4.0	0.090	0.10	0.10	0.10	0.135
LPS5010-684MRC	680	20.0	3.7	0.090	0.097	0.10	0.090	0.125

LPZ5010 Shielded

LPZ5010-105MRC	1000	28.0	3.0	0.087	0.096	0.10	0.080	0.11

LPS5015 Shielded

Part number	Inductance ±20% (µH)	DCR max (Ohms)	SRF typ (MHz)	Isat (A) 10% drop	Isat (A) 20% drop	Isat (A) 30% drop	Irms (A) 20°C rise	Irms (A) 40°C rise
LPS5015-102MRC	1.0	0.050	183	3.6	3.8	3.9	1.90	2.65
LPS5015-132MRC	1.3	0.065	150	2.5	2.6	2.8	1.70	2.35
LPS5015-182MRC	1.8	0.075	128	2.6	2.8	2.9	1.50	2.15
LPS5015-222MRC	2.2	0.090	116	2.4	2.6	2.7	1.40	2.00
LPS5015-332MRC	3.3	0.125	88	1.9	2.0	2.0	1.30	1.80
LPS5015-472MRC	4.7	0.150	73	1.6	1.7	1.8	1.20	1.62
LPS5015-562MRC	5.6	0.175	67	1.6	1.6	1.6	1.10	1.45
LPS5015-682MRC	6.8	0.225	57	1.3	1.4	1.5	0.90	1.25
LPS5015-822MRC	8.2	0.280	49	1.3	1.3	1.4	0.85	1.05
LPS5015-103MRC	10	0.300	44	1.2	1.3	1.3	0.80	0.95
LPS5015-123MRC	12	0.350	40	1.0	1.1	1.2	0.75	0.84
LPS5015-153MRC	15	0.360	38	0.80	0.84	0.86	0.73	0.84
LPS5015-183MRC	18	0.550	35	0.75	0.77	0.80	0.70	0.83
LPS5015-223MRC	22	0.675	31	0.70	0.73	0.75	0.60	0.82
LPS5015-333MRC	33	0.750	24	0.55	0.59	0.60	0.50	0.70
LPS5015-473MRC	47	1.00	18	0.46	0.48	0.49	0.45	0.57
LPS5015-563MRC	56	1.13	17	0.40	0.43	0.45	0.40	0.52
LPS5015-683MRC	68	1.45	15	0.33	0.38	0.39	0.35	0.47
LPS5015-104MRC	100	1.95	12	0.30	0.33	0.34	0.30	0.42
LPS5015-124MRC	120	2.50	10	0.25	0.28	0.30	0.27	0.37
LPS5015-154MRC	150	3.40	9.3	0.23	0.25	0.26	0.25	0.33
LPS5015-224MRC	220	4.50	7.3	0.20	0.21	0.22	0.22	0.29
LPS5015-334MRC	330	7.40	5.7	0.15	0.17	0.18	0.17	0.22
LPS5015-474MRC	470	7.50	4.9	0.12	0.12	0.13	0.16	0.21
LPS5015-564MRC	560	8.50	4.3	0.10	0.11	0.12	0.14	0.190
LPS5015-684MRC	680	10.6	4.0	0.10	0.11	0.11	0.13	0.175
LPS5015-105MRC	1000	15.0	3.2	0.080	0.090	0.093	0.10	0.150
LPS5015-155MRC	1500	25.0	2.5	0.080	0.086	0.088	0.090	0.140
LPS5015-185MRC	1800	28.0	2.2	0.078	0.083	0.086	0.085	0.130
LPS5015-225MRC	2200	36.0	2.1	0.072	0.078	0.080	0.065	0.090

LPZ5015 Shielded

LPZ5015-335MRC	3300	55.0	1.7	0.064	0.072	0.076	0.055	0.075
LPZ5015-475MRC	4700	80.0	1.4	0.062	0.069	0.072	0.045	0.065

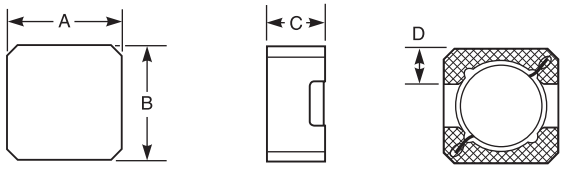

Dimensions (inches *mm*)

Series	A max	B max	C max	D
LPS/LPZ3008	0.122 *3,10*	0.122 *3,10*	0.0315 *0,80*	0.035 *0,89*
LPS/LPZ3010	0.122 *3,10*	0.122 *3,10*	0.0394 *1,00*	0.035 *0,89*
LPS/LPZ3015	0.122 *3,10*	0.122 *3,10*	0.0591 *1,50*	0.035 *0,89*
LPS/LPZ3314	0.134 *3,40*	0.134 *3,40*	0.0552 *1,40*	0.034 *0,87*
LPS/LPZ4012	0.165 *4,10*	0.165 *4,10*	0.0472 *1,20*	0.037 *0,94*
LPS/LPZ4018	0.165 *4,10*	0.165 *4,10*	0.0709 *1,80*	0.037 *0,94*
LPS/LPZ4414	0.173 *4,40*	0.173 *4,40*	0.0551 *1,40*	0.055 *1,40*
LPS/LPZ5010	0.192 *4,88*	0.192 *4,88*	0.0394 *1,00*	0.065 *1,65*
LPS/LPZ5015	0.192 *4,88*	0.192 *4,88*	0.0555 *1,50*	0.065 *1,65*

LPS5030 Shielded

Part number	Inductance ±20% (µH)	DCR max (Ohms)	SRF typ (MHz)	Isat (A) 10% drop	Isat (A) 20% drop	Isat (A) 30% drop	Irms (A) 20°C rise	Irms (A) 40°C rise
LPS5030-901MRC	0.90	0.040	250	3.8	4.0	4.1	2.10	2.80
LPS5030-122MRC	1.2	0.043	210	3.5	3.6	3.7	2.00	2.65
LPS5030-172MRC	1.7	0.051	190	3.0	3.2	3.3	1.90	2.50
LPS5030-222MRC	2.2	0.057	168	2.9	3.1	3.2	1.60	2.15
LPS5030-332MRC	3.3	0.066	125	2.3	2.5	2.6	1.40	1.80
LPS5030-472MRC	4.7	0.083	84	1.9	2.0	2.0	1.30	1.75
LPS5030-562MRC	5.6	0.089	70	1.8	1.8	1.9	1.25	1.65
LPS5030-682MRC	6.8	0.099	56	1.6	1.7	1.7	1.20	1.60
LPS5030-822MRC	8.2	0.125	45	1.6	1.7	1.7	1.10	1.55
LPS5030-103MRC	10.0	0.127	30	1.4	1.4	1.4	1.00	1.50
LPS5030-123MRC	12.0	0.155	24	1.3	1.4	1.4	0.95	1.40
LPS5030-153MRC	15.0	0.160	32	0.80	0.90	0.90	0.92	1.40
LPS5030-183MRC	18.0	0.170	27	0.80	0.82	0.87	0.90	1.30
LPS5030-223MRC	22.0	0.190	24	0.70	0.75	0.78	0.88	1.25
LPS5030-333MRC	33.0	0.260	19	0.60	0.63	0.64	0.85	1.20
LPS5030-473MRC	47.0	0.330	16	0.50	0.53	0.55	0.75	1.00
LPS5030-683MRC	68.0	0.440	12	0.40	0.43	0.44	0.65	0.900
LPS5030-823MRC	82.0	0.470	11	0.38	0.40	0.40	0.60	0.830
LPS5030-104MRC	100	0.600	10	0.27	0.31	0.32	0.55	0.750
LPS5030-124MRC	120	0.800	9	0.26	0.29	0.30	0.45	0.660
LPS5030-154MRC	150	0.860	7.5	0.22	0.25	0.263	0.42	0.570
LPS5030-224MRC	220	1.35	6.0	0.21	0.235	0.245	0.36	0.500
LPS5030-334MRC	330	1.80	5.0	0.155	0.155	0.200	0.32	0.420
LPS5030-474MRC	470	2.80	4.0	0.117	0.134	0.146	0.28	0.370
LPS5030-564MRC	560	3.20	3.6	0.110	0.130	0.140	0.23	0.320
LPS5030-684MRC	680	3.80	3.0	0.100	0.120	0.126	0.20	0.290
LPS5030-105MRC	1000	5.10	2.5	0.100	0.110	0.110	0.18	0.250
LPS5030-155MRC	1500	7.60	2.0	0.068	0.080	0.089	0.15	0.210
LPS5030-185MRC	1800	10.0	1.8	0.069	0.081	0.086	0.13	0.170
LPS5030-225MRC	2200	11.0	1.6	0.063	0.074	0.080	0.10	0.150
LPS5030-335MRC	3300	19.5	1.3	0.056	0.063	0.067	0.090	0.125
LPS5030-475MRC	4700	26.0	1.1	0.049	0.056	0.059	0.080	0.110

LPS6225 Shielded

Part number	Inductance ±20% (µH)	DCR max (Ohms)	SRF typ (MHz)	Isat (A) 10% drop	Isat (A) 20% drop	Isat (A) 30% drop	Irms (A) 20°C rise	Irms (A) 40°C rise
LPS6225-102MRC	1.0	0.040	178	5.3	5.4	5.4	1.1	1.65
LPS6225-222MRC	2.2	0.045	100	3.9	4.0	4.1	1.0	1.40
LPS6225-332MRC	3.3	0.055	68	3.5	3.5	3.6	1.0	1.35
LPS6225-472MRC	4.7	0.065	53	3.0	3.1	3.2	0.90	1.30
LPS6225-682MRC	6.8	0.095	40	2.6	2.7	2.8	0.90	1.30
LPS6225-103MRC	10	0.105	35	2.5	2.6	2.7	0.90	1.30
LPS6225-153MRC	15	0.135	23	2.1	2.2	2.2	0.85	1.20
LPS6225-223MRC	22	0.175	17	1.4	1.5	1.6	0.80	1.10
LPS6225-333MRC	33	0.260	14	1.1	1.2	1.2	0.65	0.90
LPS6225-473MRC	47	0.360	10	0.98	1.0	1.0	0.60	0.80
LPS6225-683MRC	68	0.420	9.6	0.58	0.61	0.62	0.57	0.74
LPS6225-104MRC	100	0.610	7.7	0.48	0.51	0.52	0.47	0.64
LPS6225-124MRC	120	0.750	7.4	0.42	0.45	0.46	0.43	0.58
LPS6225-154MRC	150	0.920	6.4	0.39	0.41	0.42	0.40	0.54
LPS6225-224MRC	220	1.30	5.0	0.32	0.34	0.35	0.37	0.50
LPS6225-334MRC	330	2.00	3.8	0.26	0.27	0.28	0.28	0.39
LPS6225-474MRC	470	2.60	3.2	0.22	0.23	0.24	0.24	0.37
LPS6225-684MRC	680	4.00	2.8	0.18	0.19	0.20	0.18	0.26
LPS6225-105MRC	1000	6.00	2.3	0.15	0.16	0.17	0.15	0.24
LPS6225-155MRC	1500	9.00	1.8	0.12	0.13	0.13	0.13	0.20
LPS6225-185MRC	1800	11.7	1.7	0.11	0.12	0.12	0.11	0.14
LPS6225-225MRC	2200	13.5	1.3	0.10	0.10	0.11	0.11	0.13
LPS6225-335MRC	3300	21.0	1.1	0.099	0.10	0.11	0.080	0.11
LPS6225-475MRC	4700	30.0	0.90	0.086	0.096	0.10	0.075	0.090
LPS6225-565MRC	5600	36.0	0.72	0.083	0.090	0.096	0.070	0.090
LPS6225-685MRC	6800	43.0	0.70	0.080	0.086	0.089	0.065	0.080
LPS6225-825MRC	8200	54.0	0.69	0.079	0.086	0.088	0.060	0.075
LPS6225-106MRC	10000	70.0	0.68	0.075	0.084	0.087	0.060	0.065

LPS6235 Shielded

Part number	Inductance ±20% (µH)	DCR max (Ohms)	SRF typ (MHz)	Isat (A) 10% drop	Isat (A) 20% drop	Isat (A) 30% drop	Irms (A) 20°C rise	Irms (A) 40°C rise
LPS6235-682MRC	6.8	0.075	55	2.6	2.7	2.8	1.30	1.90
LPS6235-822MRC	8.2	0.095	48	2.5	2.6	2.7	1.30	1.85
LPS6235-103MRC	10.0	0.100	37	2.3	2.4	2.5	1.28	1.80
LPS6235-123MRC	12.0	0.110	29	1.9	2.2	2.3	1.25	1.75
LPS6235-153MRC	15.0	0.125	25	1.9	2.0	2.0	1.22	1.70
LPS6235-183MRC	18.0	0.140	24	1.7	1.8	1.9	1.20	1.65
LPS6235-223MRC	22.0	0.145	24	1.6	1.7	1.7	1.10	1.60
LPS6235-333MRC	33.0	0.180	16	1.3	1.4	1.5	1.00	1.30
LPS6235-473MRC	47.0	0.245	13	1.1	1.2	1.2	0.80	1.15
LPS6235-563MRC	56.0	0.280	12	1.0	1.0	1.1	0.75	1.07
LPS6235-683MRC	68.0	0.345	10.8	0.90	0.94	0.96	0.73	1.00
LPS6235-823MRC	82.0	0.315	10.0	0.46	0.52	0.55	0.72	0.95
LPS6235-104MRC	100.0	0.375	9.0	0.46	0.52	0.54	0.70	0.90
LPS6235-124MRC	120.0	0.435	8.3	0.44	0.48	0.51	0.60	0.80
LPS6235-154MRC	150.0	0.535	7.3	0.37	0.43	0.45	0.53	0.73
LPS6235-224MRC	220.0	0.820	5.6	0.31	0.36	0.37	0.45	0.64
LPS6235-334MRC	330.0	1.20	4.4	0.26	0.29	0.30	0.40	0.50
LPS6235-474MRC	470.0	1.60	3.6	0.22	0.25	0.26	0.32	0.43
LPS6235-564MRC	560.0	2.00	3.1	0.20	0.22	0.23	0.29	0.38
LPS6235-684MRC	680.0	2.20	2.8	0.17	0.19	0.21	0.28	0.37
LPS6235-824MRC	820.0	2.70	2.5	0.16	0.18	0.19	0.26	0.33
LPS6235-105MRC	1000.0	3.40	2.2	0.14	0.17	0.18	0.24	0.30
LPS6235-155MRC	1500.0	4.60	1.9	0.12	0.13	0.14	0.19	0.26
LPS6235-185MRC	1800.0	5.42	1.7	0.11	0.12	0.13	0.18	0.23
LPS6235-225MRC	2200.0	6.70	1.5	0.090	0.11	0.11	0.16	0.22
LPS6235-335MRC	3300.0	9.50	1.1	0.080	0.090	0.10	0.14	0.180
LPS6235-475MRC	4700.0	14.5	0.94	0.070	0.077	0.084	0.11	0.150
LPS6235-565MRC	5600.0	16.4	0.86	0.060	0.070	0.080	0.10	0.130
LPS6235-685MRC	6800.0	21.4	0.80	0.057	0.065	0.069	0.090	0.120
LPS6235-825MRC	8200.0	24.5	0.70	0.052	0.060	0.067	0.085	0.115
LPS6235-106MRC	10000.0	29.5	0.61	0.050	0.055	0.060	0.075	0.095

LPS8045B Shielded

Part number	Inductance ±20% (µH)	DCR (Ohms) nom	DCR (Ohms) max	SRF typ (MHz)	Isat (A) 10% drop	Isat (A) 20% drop	Isat (A) 30% drop	Irms (A) 20°C rise	Irms (A) 40°C rise
LPS8045B-682MRC	6.8	0.059	0.075	63	3.6	3.9	4.0	1.80	2.40
LPS8045B-103MRC	10	0.073	0.090	49	2.8	3.2	3.3	1.55	2.15
LPS8045B-153MRC	15	0.092	0.110	23	2.5	2.7	2.7	1.35	1.85
LPS8045B-223MRC	22	0.102	0.130	21	2.0	2.3	2.4	1.25	1.75
LPS8045B-333MRC	33	0.121	0.145	12	1.8	2.0	2.1	1.20	1.60
LPS8045B-473MRC	47	0.153	0.179	10	1.6	1.7	1.8	1.10	1.50
LPS8045B-683MRC	68	0.193	0.223	8.7	1.2	1.3	1.4	0.95	1.35
LPS8045B-104MRC	100	0.297	0.342	6.5	1.0	1.1	1.1	0.78	1.10
LPS8045B-154MRC	150	0.379	0.442	5.0	0.88	0.93	0.95	0.70	0.95
LPS8045B-224MRC	220	0.564	0.662	4.3	0.70	0.74	0.77	0.60	0.82
LPS8045B-334MRC	330	0.834	0.950	3.0	0.52	0.58	0.61	0.48	0.65
LPS8045B-474MRC	470	1.28	1.45	2.5	0.43	0.48	0.50	0.39	0.53
LPS8045B-684MRC	680	1.88	2.23	2.2	0.33	0.39	0.43	0.32	0.44
LPS8045B-105MRC	1000	2.92	3.22	1.3	0.31	0.34	0.36	0.23	0.32

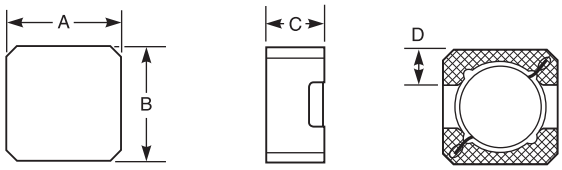

Dimensions (inches *mm*)

Series	A max	B max	C max	D
LPS5030	0.192 *4,88*	0.192 *4,88*	0.1180 *3,00*	0.065 *1,65*
LPS6225	0.239 *6,08*	0.239 *6,08*	0.0980 *2,50*	0.079 *1,99*
LPS6235	0.239 *6,08*	0.239 *6,08*	0.1380 *3,50*	0.079 *1,99*
LPS8045	0.318 *8,08*	0.318 *8,08*	0.1780 *4,70*	0.126 *3,19*

MOS6020 Shielded

Part number	Inductance ±20% (µH)	DCR max (Ohms)	SRF typ (MHz)	Isat (A) 10% drop	Isat (A) 20% drop	Isat (A) 30% drop	Irms (A) 20°C rise	Irms (A) 40°C rise
MOS6020-222MLC	2.2	0.035	110	2.86	3.26	3.56	3.0	4.1
MOS6020-332MLC	3.3	0.046	85	1.90	2.28	2.46	2.6	3.6
MOS6020-472MLC	4.7	0.050	60	1.46	1.82	1.94	2.3	3.1
MOS6020-682MLC	6.8	0.078	55	1.32	1.56	1.72	1.9	2.7
MOS6020-822MLC	8.2	0.085	45	0.94	1.18	1.30	1.7	2.3
MOS6020-103MLC	10	0.092	36	0.79	0.95	1.06	1.6	2.2
MOS6020-153MLC	15	0.130	30	0.83	0.95	1.03	1.3	1.8
MOS6020-223MLC	22	0.182	22	0.79	0.92	0.97	1.0	1.4
MOS6020-333MLC	33	0.290	20	0.57	0.67	0.74	0.80	1.1
MOS6020-473MLC	47	0.420	16	0.45	0.56	0.62	0.50	0.7
MOS6020-683MLC	68	0.520	15	0.37	0.45	0.51	0.45	0.63
MOS6020-104MLC	100	0.800	13	0.35	0.40	0.44	0.40	0.56
MOS6020-154MLC	150	1.28	10	0.26	0.30	0.33	0.35	0.49
MOS6020-224MLC	220	2.00	8	0.22	0.26	0.28	0.30	0.42
MOS6020-334MLC	330	2.84	7	0.18	0.22	0.24	0.25	0.35
MOS6020-474MLC	470	4.40	5	0.15	0.17	0.19	0.22	0.29

Q200 85°

MSS5121 Shielded

Part number	Inductance ±20% (µH)	DCR max (Ohms)	SRF typ (MHz)	Isat (A) 10% drop	Isat (A) 20% drop	Isat (A) 30% drop	Irms (A) 20°C rise	Irms (A) 40°C rise
MSS5121-222MLC	2.2	0.050	120.0	1.86	2.10	2.30	2.1	2.9
MSS5121-332MLC	3.3	0.070	90.0	1.62	1.84	2.00	1.7	2.3
MSS5121-472MLC	4.7	0.095	80.0	1.38	1.54	1.66	1.4	1.9
MSS5121-562MLC	5.6	0.100	73.0	1.28	1.42	1.54	1.3	1.8
MSS5121-682MLC	6.8	0.110	65.0	1.10	1.28	1.38	1.2	1.6
MSS5121-822MLC	8.2	0.135	55.0	1.06	1.22	1.32	1.1	1.5
MSS5121-103MLC	10	0.160	47.0	0.98	1.08	1.18	0.99	1.3
MSS5121-123MLC	12	0.190	41.0	0.87	0.99	1.05	0.91	1.2
MSS5121-153MLC	15	0.280	37.0	0.76	0.85	0.90	0.82	1.1
MSS5121-183MLC	18	0.300	35.0	0.71	0.81	0.87	0.75	1.0
MSS5121-223MLC	22	0.330	32.0	0.68	0.77	0.82	0.71	0.97
MSS5121-273MLC	27	0.420	27.0	0.61	0.69	0.74	0.63	0.85
MSS5121-333MLC	33	0.480	25.0	0.58	0.64	0.67	0.56	0.76
MSS5121-393MLC	39	0.530	23.0	0.48	0.54	0.58	0.55	0.73
MSS5121-473MLC	47	0.750	22.0	0.44	0.51	0.54	0.46	0.63
MSS5121-563MLC	56	0.860	19.0	0.40	0.46	0.49	0.44	0.60
MSS5121-683MLC	68	1.00	18.0	0.37	0.42	0.46	0.41	0.56
MSS5121-823MLC	82	1.20	15.0	0.35	0.40	0.42	0.35	0.47
MSS5121-104MLC	100	1.40	13.5	0.28	0.32	0.35	0.33	0.44
MSS5121-124MLC	120	1.60	12.0	0.26	0.30	0.32	0.31	0.42
MSS5121-154MLC	150	2.10	9.0	0.26	0.29	0.31	0.29	0.38
MSS5121-184MLC	180	2.31	8.5	0.21	0.25	0.27	0.25	0.34
MSS5121-224MLC	220	3.10	7.5	0.21	0.24	0.25	0.22	0.29
MSS5121-274MLC	270	3.50	7.0	0.18	0.20	0.22	0.20	0.27
MSS5121-334MLC	330	4.00	6.5	0.17	0.19	0.20	0.19	0.26
MSS5121-394MLC	390	5.00	5.8	0.15	0.17	0.19	0.15	0.21

Q200 85°

MSS5131 Shielded

Part number	Inductance ±20% (µH)	DCR max (Ohms)	SRF typ (MHz)	Isat (A) 10% drop	Isat (A) 20% drop	Isat (A) 30% drop	Irms (A) 20°C rise	Irms (A) 40°C rise
MSS5131-222MLC	2.2	0.020	65.0	1.76	2.08	2.30	2.00	3.30
MSS5131-332MLC	3.3	0.028	60.0	1.33	1.58	1.73	1.60	2.90
MSS5131-472MLC	4.7	0.038	48.0	1.08	1.32	1.42	1.40	2.50
MSS5131-562MLC	5.6	0.042	44.0	1.00	1.20	1.30	1.30	2.30
MSS5131-682MLC	6.8	0.050	42.0	0.98	1.14	1.24	1.20	2.16
MSS5131-822MLC	8.2	0.058	40.0	0.90	1.04	1.18	1.10	2.00
MSS5131-103MLC	10	0.070	38.0	0.85	0.98	1.13	1.00	1.90
MSS5131-123MLC	12	0.080	35.0	0.72	0.85	0.94	0.97	1.60
MSS5131-153MLC	15	0.100	32.0	0.67	0.78	0.86	0.94	1.50
MSS5131-183MLC	18	0.120	26.0	0.61	0.72	0.79	0.89	1.40
MSS5131-223MLC	22	0.145	22.0	0.54	0.64	0.70	0.87	1.30
MSS5131-273MLC	27	0.161	19.0	0.48	0.56	0.62	0.85	1.20
MSS5131-333MLC	33	0.200	18.0	0.44	0.52	0.58	0.80	1.10
MSS5131-393MLC	39	0.215	17.0	0.42	0.50	0.55	0.74	1.00
MSS5131-473MLC	47	0.270	16.0	0.38	0.46	0.51	0.71	0.95
MSS5131-563MLC	56	0.280	15.0	0.34	0.42	0.47	0.70	0.90
MSS5131-683MLC	68	0.368	12.5	0.31	0.38	0.42	0.66	0.85
MSS5131-823MLC	82	0.420	12.0	0.27	0.32	0.35	0.62	0.80
MSS5131-104MLC	100	0.580	11.5	0.26	0.30	0.33	0.55	0.69
MSS5131-124MLC	120	0.610	11.0	0.23	0.27	0.30	0.51	0.62
MSS5131-154MLC	150	0.820	10.0	0.21	0.26	0.28	0.47	0.58
MSS5131-184MLC	180	1.00	9.0	0.19	0.23	0.25	0.43	0.54
MSS5131-224MLC	220	1.10	8.0	0.18	0.21	0.23	0.39	0.50
MSS5131-274MLC	270	1.43	7.5	0.15	0.18	0.20	0.35	0.45
MSS5131-334MLC	330	1.58	6.8	0.13	0.17	0.19	0.32	0.42
MSS5131-394MLC	390	1.80	5.4	0.12	0.15	0.16	0.30	0.38

*High-temperature, AEC grade 1 version available. Visit http://www.coilcraft.com/prod_hitemp.cfm.

Q200 85°

MSS6122 Shielded

Part number	Inductance ±20% (µH)	DCR max (Ohms)	SRF typ (MHz)	Isat (A) 10% drop	Isat (A) 20% drop	Isat (A) 30% drop	Irms (A) 20°C rise	Irms (A) 40°C rise
MSS6122-472MLC	4.7	0.065	65.0	1.44	1.66	1.82	1.60	2.30
MSS6122-562MLC	5.6	0.083	60.0	1.22	1.46	1.60	1.50	2.10
MSS6122-682MLC	6.8	0.100	48.0	1.18	1.36	1.50	1.40	2.00
MSS6122-822MLC	8.2	0.120	44.0	1.12	1.24	1.36	1.30	1.80
MSS6122-103MLC	10	0.150	42.0	0.98	1.10	1.20	1.20	1.70
MSS6122-123MLC	12	0.176	40.0	0.97	1.06	1.14	1.13	1.60
MSS6122-153MLC	15	0.210	38.0	0.85	0.97	1.04	1.06	1.50
MSS6122-183MLC	18	0.280	35.0	0.78	0.89	0.97	0.99	1.40
MSS6122-223MLC	22	0.310	32.0	0.64	0.75	0.82	0.92	1.30
MSS6122-273MLC	27	0.350	26.0	0.62	0.71	0.77	0.85	1.20
MSS6122-333MLC	33	0.460	22.0	0.60	0.69	0.74	0.77	1.10
MSS6122-393MLC	39	0.540	19.0	0.50	0.59	0.64	0.70	1.00
MSS6122-473MLC	47	0.680	18.0	0.47	0.55	0.60	0.63	0.90
MSS6122-563MLC	56	0.740	17.0	0.43	0.50	0.54	0.56	0.80
MSS6122-683MLC	68	1.000	16.0	0.40	0.46	0.50	0.49	0.70
MSS6122-823MLC	82	1.200	15.0	0.37	0.43	0.46	0.42	0.60
MSS6122-104MLC	100	1.370	12.5	0.32	0.37	0.40	0.35	0.50

Q200 85°

MSS6132 Shielded*

Part number	Inductance ±20% (µH)	DCR max (Ohms)	SRF typ (MHz)	Isat (A) 10% drop	Isat (A) 20% drop	Isat (A) 30% drop	Irms (A) 20°C rise	Irms (A) 40°C rise
MSS6132-472MLC	4.7	0.043	65.0	2.18	2.60	2.84	2.30	3.10
MSS6132-562MLC	5.6	0.048	60.0	2.10	2.50	2.74	2.20	2.95
MSS6132-682MLC	6.8	0.052	47.0	1.80	2.12	2.30	2.10	2.80
MSS6132-822MLC	8.2	0.055	45.0	1.78	2.06	2.22	2.00	2.65
MSS6132-103MLC	10	0.070	39.0	1.36	1.64	1.84	1.90	2.50
MSS6132-123MLC	12	0.079	33.0	1.30	1.54	1.70	1.75	2.35
MSS6132-153MLC	15	0.106	27.0	1.16	1.42	1.56	1.65	2.20
MSS6132-183MLC	18	0.118	24.0	1.04	1.22	1.36	1.55	2.05
MSS6132-223MLC	22	0.158	21.0	0.97	1.12	1.22	1.45	1.90
MSS6132-273MLC	27	0.180	19.0	0.91	1.08	1.18	1.30	1.75
MSS6132-333MLC	33	0.250	18.0	0.81	0.96	1.10	1.20	1.60
MSS6132-393MLC	39	0.275	17.0	0.79	0.92	0.99	1.10	1.45
MSS6132-473MLC	47	0.300	16.0	0.72	0.86	0.93	0.95	1.30
MSS6132-563MLC	56	0.380	14.0	0.61	0.72	0.79	0.85	1.15
MSS6132-683MLC	68	0.410	12.0	0.55	0.63	0.69	0.73	1.00
MSS6132-823MLC	82	0.510	10.0	0.53	0.62	0.67	0.60	0.85
MSS6132-104MLC	100	0.660	9.0	0.45	0.54	0.59	0.50	0.69

MSS7331 Shielded

Part number	Inductance (µH)	DCR (Ohms) nom	DCR (Ohms) max	SRF typ (MHz)	Isat (A) 10% drop	Isat (A) 20% drop	Isat (A) 30% drop	Irms (A) 20°C rise	Irms (A) 40°C rise
MSS7331-152NLC	1.5±30%	0.009	0.012	80.0	3.5	4.4	5.1	4.8	6.9
MSS7331-302NLC	3.0±30%	0.014	0.020	55.0	2.3	3.0	3.5	4.2	6.0
MSS7331-392NLC	3.9±30%	0.017	0.023	45.0	2.2	2.8	3.2	4.1	5.7
MSS7331-502MLC	5.0±20%	0.022	0.030	40.0	2.0	2.4	2.8	3.3	4.5
MSS7331-602MLC	6.0±20%	0.025	0.033	38.0	1.8	2.2	2.6	3.4	4.6
MSS7331-732MLC	7.3±20%	0.035	0.045	35.0	1.8	2.2	2.5	2.8	3.8
MSS7331-862MLC	8.6±20%	0.038	0.048	33.5	1.6	2.0	2.2	2.5	3.4
MSS7331-103MLC	10±20%	0.046	0.052	30.0	1.4	1.7	1.9	2.4	3.2
MSS7331-123MLC	12±20%	0.058	0.066	26.0	1.3	1.6	1.7	2.1	2.8
MSS7331-153MLC	15±20%	0.067	0.075	24.0	1.2	1.4	1.6	2.0	2.7
MSS7331-183MLC	18±20%	0.071	0.088	22.0	1.1	1.3	1.4	1.9	2.6
MSS7331-223MLC	22±20%	0.095	0.113	21.0	0.98	1.2	1.3	1.6	2.2
MSS7331-273MLC	27±20%	0.105	0.132	17.0	0.89	1.1	1.2	1.5	2.0
MSS7331-333MLC	33±20%	0.123	0.150	16.0	0.80	0.97	1.1	1.4	1.9
MSS7331-393MLC	39±20%	0.161	0.180	14.5	0.70	0.86	0.96	1.2	1.6
MSS7331-473MLC	47±20%	0.180	0.215	12.5	0.67	0.80	0.89	1.2	1.6
MSS7331-563MLC	56±20%	0.240	0.270	11.5	0.61	0.72	0.80	1.0	1.4
MSS7331-683MLC	68±20%	0.273	0.300	10.5	0.55	0.66	0.74	0.92	1.2
MSS7331-823MLC	82±20%	0.304	0.370	9.5	0.52	0.60	0.67	0.84	1.2
MSS7331-104MLC	100±20%	0.419	0.495	8.5	0.45	0.54	0.61	0.79	1.1

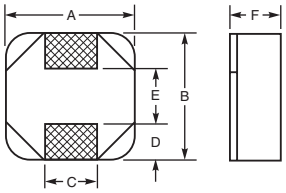

Dimensions (inches *mm*)

Series	A max	B max	C	D	E	F
MOS6020	0.240 *6,0*	0.268 *6,8*	0.063 *1,6*	0.031 *0,80*	0.180 *4,5*	0.095 *2,4*
MSS5121	0.213 *5,4*	0.213 *5,4*	0.181 *4,6*	0.059 *1,5*	0.063 *1,6*	0.083 *2,2*
MSS5131	0.213 *5,4*	0.213 *5,4*	0.181 *4,6*	0.059 *1,5*	0.063 *1,6*	0.122 *3,1*
MSS6122	0.256 *6,5*	0.256 *6,5*	0.217 *5,5*	0.069 *1,75*	0.079 *2,0*	0.087 *2,2*
MSS6132	0.256 *6,5*	0.256 *6,5*	0.220 *5,6*	0.071 *1,80*	0.079 *2,0*	0.126 *3,2*
MSS7331	0.307 *7,81*	0.307 *7,81*	0.260 *6,6*	0.089 *2,26*	0.083 *2,1*	0.122 *3,1*

MSS7341 Shielded*

Part number	Inductance (µH)	Percent Tolerance*	DCR (Ohms) nom	DCR (Ohms) max	SRF typ (MHz)	Isat (A) 10% drop	Isat (A) 20% drop	Isat (A) 30% drop	Irms (A) 20°C rise	Irms (A) 40°C rise
MSS7341-332_LD	3.3	**30**, 20	0.014	0.018	85	2.74	3.28	3.72	3.95	5.00
MSS7341-502_LD	5.0	**30**, 20	0.018	0.023	49	2.30	2.82	3.16	3.40	4.70
MSS7341-622_LD	6.2	**30**, 20	0.024	0.027	42	2.18	2.66	2.98	3.05	4.30
MSS7341-742_LD	7.4	**30**, 20	0.027	0.031	35	1.92	2.32	2.56	2.80	4.10
MSS7341-872_LD	8.7	**30**, 20	0.029	0.034	33	1.78	2.12	2.36	2.80	3.90
MSS7341-103MLD	10	**20**	0.032	0.038	32	1.64	1.92	2.10	2.80	3.80
MSS7341-123MLD	12	**20**	0.040	0.050	27	1.48	1.76	1.92	2.45	3.30
MSS7341-153MLD	15	**20**	0.047	0.055	26	1.36	1.60	1.78	2.05	3.00
MSS7341-183MLD	18	**20**	0.065	0.075	25	1.20	1.46	1.62	1.85	2.65
MSS7341-223MLD	22	**20**	0.074	0.082	22	1.02	1.26	1.42	1.70	2.35
MSS7341-273MLD	27	**20**	0.091	0.109	19	1.00	1.14	1.22	1.50	2.10
MSS7341-333MLD	33	**20**	0.104	0.124	17	0.91	1.04	1.16	1.50	1.95
MSS7341-393MLD	39	**20**	0.115	0.130	15	0.85	1.01	1.12	1.50	1.90
MSS7341-473MLD	47	**20**	0.127	0.155	14	0.74	0.92	1.00	1.50	1.85
MSS7341-563MLD	56	**20**	0.174	0.202	11	0.68	0.80	0.87	1.25	1.60
MSS7341-683MLD	68	**20**	0.236	0.250	9.6	0.62	0.73	0.80	1.00	1.35
MSS7341-823MLD	82	**20**	0.257	0.290	8.5	0.57	0.66	0.72	1.00	1.25
MSS7341-104MLD	100	**20**	0.286	0.310	7.2	0.54	0.64	0.71	0.90	1.15
MSS7341-154MLD	150	**20**	0.438	0.475	6.0	0.45	0.53	0.58	0.86	1.14
MSS7341-224MLD	220	**20**	0.660	0.710	5.0	0.35	0.41	0.47	0.57	0.78
MSS7341-474MLD	470	**20**	1.21	1.45	3.0	0.24	0.28	0.32	0.43	0.57
MSS7341-684KLD	680	**10**	1.85	1.98	2.5	0.22	0.27	0.29	0.42	0.56

MSS1048 Shielded*

Part number	Inductance (µH)	DCR max (mOhms)	SRF typ (MHz)	Isat (A) 10% drop	Isat (A) 20% drop	Isat (A) 30% drop	Irms (A) 20°C rise	Irms (A) 40°C rise
MSS1048-801NLC	0.8±30%	4.3	180	9.60	12.0	14.1	8.19	12.0
MSS1048-152NLC	1.5±30%	5.1	90	5.44	7.80	10.5	7.41	10.8
MSS1048-222NLC	2.2±30%	7.2	70	4.92	6.62	8.40	6.63	9.78
MSS1048-332NLC	3.3±30%	10.0	50	4.62	6.32	7.38	5.04	7.22
MSS1048-472NLC	4.7±30%	11.5	38	4.36	5.62	6.46	4.90	6.90
MSS1048-682NLC	6.8±30%	16.3	35	3.60	5.00	5.94	4.52	6.01
MSS1048-822NLC	8.2±30%	20.0	28	3.14	4.14	4.84	4.38	5.71
MSS1048-103MLC	10±20%	23.0	24	3.08	3.84	4.32	3.99	4.79
MSS1048-153MLC	15±20%	36.0	20	2.46	3.06	3.44	3.51	4.26
MSS1048-223MLC	22±20%	50.0	12	2.36	2.90	3.28	2.86	3.58
MSS1048-333MLC	33±20%	68.0	11	1.66	2.14	2.42	2.12	2.80
MSS1048-473MLC	47±20%	120	10	1.44	1.86	2.20	1.83	2.42
MSS1048-563MLC	56±20%	126	10	1.36	1.70	1.90	1.71	2.28
MSS1048-683MLC	68±20%	176	7.0	1.28	1.60	1.70	1.39	1.88
MSS1048-823MLC	82±20%	196	6.0	1.08	1.44	1.64	1.23	1.67
MSS1048-104MLC	100±20%	224	6.0	0.99	1.20	1.36	1.09	1.48
MSS1048-154KLC	150±10%	330	5.0	0.79	1.02	1.16	0.97	1.33
MSS1048-184KLC	180±10%	360	4.5	0.75	0.92	1.02	0.89	1.24
MSS1048-224KLC	220±10%	394	4.5	0.67	0.84	0.95	0.85	1.18
MSS1048-334KLC	330±10%	748	3.0	0.57	0.69	0.76	0.57	0.82
MSS1048-474KLC	470±10%	886	2.7	0.43	0.52	0.62	0.50	0.72

MSS7348 Shielded

Part number	Inductance ±20% (µH)	DCR (Ohms) typ	DCR (Ohms) max	SRF typ (MHz)	Isat (A) 10% drop	Isat (A) 20% drop	Isat (A) 30% drop	Irms (A) 20°C rise	Irms (A) 40°C rise
MSS7348-332MEC	3.3	0.015	0.018	131	4.3	5.2	5.7	3.2	4.4
MSS7348-472MEC	4.7	0.024	0.029	87	3.2	3.8	4.2	2.5	3.4
MSS7348-682MEC	6.8	0.029	0.035	43	2.8	3.3	3.6	2.3	3.1
MSS7348-103MEC	10	0.038	0.045	27	2.2	2.6	2.9	2.2	3.0
MSS7348-153MEC	15	0.047	0.056	23	1.7	2.1	2.4	2.0	2.7
MSS7348-223MEC	22	0.067	0.080	18	1.5	1.8	2.0	1.7	2.3
MSS7348-333MEC	33	0.106	0.120	13	1.2	1.6	1.7	1.3	1.7
MSS7348-473MEC	47	0.132	0.150	12	1.0	1.2	1.4	1.2	1.6
MSS7348-683MEC	68	0.196	0.225	8.1	0.83	1.0	1.1	0.94	1.2
MSS7348-104MEC	100	0.297	0.320	7.0	0.71	0.84	0.92	0.77	1.0
MSS7348-154MEC	150	0.461	0.520	5.6	0.58	0.68	0.75	0.63	0.84
MSS7348-224MEC	220	0.586	0.624	4.8	0.50	0.58	0.64	0.55	0.74
MSS7348-334MEC	330	0.886	0.980	3.7	0.39	0.46	0.51	0.44	0.60
MSS7348-474MEC	470	1.28	1.38	3.1	0.35	0.41	0.45	0.37	0.50
MSS7348-684MEC	680	1.64	1.82	2.6	0.28	0.32	0.36	0.32	0.42
MSS7348-105MEC	1000	2.50	2.73	2.2	0.22	0.27	0.29	0.26	0.35

MSS1038 Shielded*

Part number	Inductance (µH)	DCR max (mOhms)	SRF typ (MHz)	Isat (A) 10% drop	Isat (A) 20% drop	Isat (A) 30% drop	Irms (A) 20°C rise	Irms (A) 40°C rise
MSS1038-102NLC	1.0±30%	6.0	138	9.00	11.16	12.10	7.30	10.00
MSS1038-152NLC	1.5±30%	8.1	81	7.40	9.48	11.06	5.60	7.85
MSS1038-252NLC	2.5±30%	10	61	5.70	7.62	9.26	4.65	6.65
MSS1038-382NLC	3.8±30%	13	45	4.94	6.50	7.64	4.25	6.05
MSS1038-522NLC	5.2±30%	22	37	3.96	5.28	6.14	3.60	5.10
MSS1038-702NLC	7.0±30%	27	33	3.62	4.74	5.60	3.10	4.35
MSS1038-103NLC	10±30%	35	29	3.04	3.90	4.52	2.90	4.05
MSS1038-123MLC	12±20%	41	25	2.72	3.48	4.04	2.85	4.00
MSS1038-153MLC	15±20%	50	21	2.84	3.44	3.86	2.70	3.80
MSS1038-183MLC	18±20%	65	18	2.44	3.10	3.52	2.25	3.35
MSS1038-223MLC	22±20%	73	15	2.34	2.94	3.30	1.90	2.85
MSS1038-273MLC	27±20%	89	15	1.98	2.48	2.84	1.65	2.35
MSS1038-333MLC	33±20%	93	13	1.84	2.34	2.62	1.60	2.30
MSS1038-393MLC	39±20%	112	12	1.60	2.04	2.34	1.55	2.25
MSS1038-473MLC	47±20%	128	11	1.60	1.98	2.22	1.45	2.20
MSS1038-563MLC	56±20%	180	11	1.48	1.84	2.04	1.40	1.85
MSS1038-683MLC	68±20%	213	10	1.32	1.62	1.82	1.15	1.75
MSS1038-823MLC	82±20%	261	8	1.12	1.42	1.60	1.09	1.50
MSS1038-104MLC	100±20%	304	6	1.02	1.30	1.46	1.05	1.45
MSS1038-124KLC	120±10%	380	6	0.95	1.18	1.34	0.85	1.25
MSS1038-154KLC	150±10%	506	6	0.89	1.10	1.22	0.80	1.20
MSS1038-184KLC	180±10%	582	5	0.89	1.02	1.16	0.71	0.98
MSS1038-224KLC	220±10%	756	5	0.72	0.88	0.99	0.70	0.97
MSS1038-274KLC	270±10%	926	4	0.66	0.81	0.91	0.65	0.86
MSS1038-334KLC	330±10%	1090	4	0.59	0.73	0.82	0.50	0.69
MSS1038-394KLC	390±10%	1141	4	0.51	0.65	0.74	0.49	0.65
MSS1038-474KLC	470±10%	1243	3	0.50	0.62	0.70	0.45	0.63
MSS1038-564KLC	560±10%	1696	3	0.43	0.53	0.56	0.43	0.59
MSS1038-684KLC	680±10%	1926	3	0.38	0.48	0.52	0.36	0.50
MSS1038-824KLC	820±10%	2596	3	0.37	0.46	0.49	0.34	0.47
MSS1038-105KLC	1000±10%	2853	3	0.35	0.43	0.46	0.33	0.45

MSS1246 Shielded*

Part number	Inductance (µH)	DCR max (Ohms)	SRF typ (MHz)	Isat (A) 10% drop	Isat (A) 20% drop	Isat (A) 30% drop	Irms (A) 20°C rise	Irms (A) 40°C rise
MSS1246-102MLC	1.0±20%	0.006	100	18.4	19.4	19.9	6.00	8.00
MSS1246-332MLC	3.3±20%	0.013	51	10.2	11.2	11.8	4.80	6.30
MSS1246-472MLC	4.7±20%	0.019	42	8.52	9.42	9.86	4.50	6.00
MSS1246-562MLC	5.6±20%	0.022	37	7.64	8.66	9.28	4.19	5.75
MSS1246-682MLC	6.8±20%	0.025	33	6.52	7.34	7.82	3.80	5.20
MSS1246-822MLC	8.2±20%	0.027	31	5.98	6.80	7.34	3.55	4.87
MSS1246-103MLC	10±20%	0.037	27	5.72	6.44	6.84	3.30	4.20
MSS1246-123MLC	12±20%	0.039	24	5.02	5.76	6.22	3.00	3.95
MSS1246-153MLC	15±20%	0.049	22	4.58	5.24	5.54	2.85	3.80
MSS1246-183MLC	18±20%	0.051	19.0	4.28	4.78	5.14	2.71	3.52
MSS1246-223MLC	22±20%	0.060	18.0	3.76	4.24	4.50	2.50	3.40
MSS1246-273MLC	27±20%	0.068	16.0	3.46	3.92	4.18	2.16	2.96
MSS1246-333MLC	33±20%	0.082	15.0	3.14	3.54	3.78	1.90	2.60
MSS1246-393MLC	39±20%	0.095	13.3	2.72	3.14	3.38	1.73	2.39
MSS1246-473MLC	47±20%	0.121	12.0	2.66	3.06	3.24	1.50	2.10
MSS1246-563MLC	56±20%	0.134	10.6	2.34	2.64	2.80	1.44	2.01
MSS1246-683MLC	68±20%	0.167	9.7	2.10	2.40	2.56	1.30	1.80
MSS1246-823MLC	82±20%	0.189	8.8	1.80	2.06	2.24	1.24	1.72
MSS1246-104MLC	100±20%	0.217	8.0	1.64	1.86	2.04	1.20	1.60
MSS1246-124KLC	120±10%	0.287	7.2	1.62	1.82	1.92	1.03	1.42
MSS1246-154KLC	150±10%	0.327	6.6	1.36	1.58	1.70	0.95	1.30
MSS1246-184KLC	180±10%	0.380	5.9	1.34	1.48	1.60	0.89	1.21
MSS1246-224KLC	220±10%	0.488	5.3	1.18	1.30	1.40	0.76	1.00
MSS1246-274KLC	270±10%	0.560	4.7	1.04	1.18	1.24	0.72	0.95
MSS1246-334KLC	330±10%	0.731	4.1	1.00	1.10	1.20	0.65	0.87
MSS1246-394KLC	390±10%	0.814	3.8	0.91	1.00	1.08	0.59	0.79
MSS1246-474KLC	470±10%	0.935	3.5	0.81	0.92	0.98	0.56	0.76
MSS1246-564KLC	560±10%	1.19	3.0	0.76	0.85	0.90	0.50	0.67
MSS1246-684KLC	680±10%	1.37	2.8	0.68	0.77	0.82	0.46	0.62
MSS1246-824KLC	820±10%	1.59	2.6	0.61	0.70	0.75	0.43	0.58
MSS1246-105KLC	1000±10%	2.09	2.4	0.56	0.63	0.68	0.36	0.50

* Bold numbers indicate tolerances carried in stock. When ordering, please replace underscore in part number with the proper tolerance code: M = 20%, N = 30%. (e.g. MSS7341-332**M**LD for a 20% tolerance part.)

***High-temperature, AEC grade 1 version available. Visit http://www.coilcraft.com/prod_hitemp.cfm.**

MSS1260 Shielded*

Q200 85°

Part number	Inductance (µH)	DCR nom (mOhms)	SRF typ (MHz)	Isat (A) 10% drop	Isat (A) 20% drop	Isat (A) 30% drop	Irms (A) 20°C rise	Irms (A) 40°C rise
MSS1260-102NLD	1.0 ±30%	5.8	100	19.1	21.4	22.7	6.00	8.00
MSS1260-152NLD	1.5 ±30%	8.8	80.0	15.0	16.6	17.6	6.00	7.50
MSS1260-222NLD	2.2 ±30%	11.5	55.0	11.7	13.0	13.9	5.50	7.00
MSS1260-332NLD	3.3 ±30%	12.6	42.0	10.4	11.7	12.5	5.00	7.00
MSS1260-472MLD	4.7 ±20%	13.9	33.0	9.22	10.1	10.8	4.50	7.00
MSS1260-562MLD	5.6 ±20%	14.9	30.0	7.86	9.02	9.74	4.00	6.40
MSS1260-682MLD	6.8 ±20%	16.6	27.0	7.40	8.26	8.80	3.80	5.90
MSS1260-822MLD	8.2 ±20%	17.0	26.0	7.10	7.96	8.50	3.40	4.80
MSS1260-103MLD	10 ±20%	21.5	22.0	6.18	6.92	7.40	3.00	4.00
MSS1260-123MLD	12 ±20%	24.5	20.0	5.18	5.94	6.42	2.80	3.70
MSS1260-153MLD	15 ±20%	27.0	18.0	4.80	5.40	5.78	2.60	3.50
MSS1260-183MLD	18 ±20%	30.0	16.0	4.58	5.22	5.62	2.50	3.30
MSS1260-223MLD	22 ±20%	36.6	15.0	4.06	4.64	4.96	2.30	3.10
MSS1260-273MLD	27 ±20%	48.0	13.0	3.52	3.96	4.28	2.10	2.90
MSS1260-333MLD	33 ±20%	54.0	12.4	3.22	3.74	4.02	2.00	2.70
MSS1260-393MLD	39 ±20%	58.0	12.0	3.08	3.56	3.80	1.90	2.60
MSS1260-473MLD	47 ±20%	75.0	11.6	2.66	3.04	3.30	1.85	2.50
MSS1260-563MLD	56 ±20%	85.0	10.5	2.54	2.96	3.14	1.75	2.40
MSS1260-683MLD	68 ±20%	94.5	10.0	2.40	2.70	2.94	1.70	2.30
MSS1260-823MLD	82 ±20%	120	8.6	2.16	2.46	2.64	1.60	2.20
MSS1260-104MLD	100 ±20%	139	7.8	1.88	2.16	2.32	1.50	2.10
MSS1260-124KLD	120 ±10%	193	6.8	1.70	1.92	2.10	1.38	1.85
MSS1260-154KLD	150 ±10%	209	6.4	1.58	1.80	1.98	1.20	1.66
MSS1260-184KLD	180 ±10%	234	6.1	1.40	1.60	1.72	1.14	1.58
MSS1260-224KLD	220 ±10%	306	5.5	1.28	1.44	1.56	1.00	1.42
MSS1260-274KLD	270 ±10%	349	4.3	1.10	1.26	1.38	0.90	1.45
MSS1260-334KLD	330 ±10%	482	4.0	1.00	1.14	1.24	0.84	1.16
MSS1260-394KLD	390 ±10%	515	3.6	0.93	1.06	1.15	0.78	1.08
MSS1260-474KLD	470 ±10%	705	3.0	0.87	0.99	1.06	0.70	0.96
MSS1260-564KLD	560 ±10%	776	2.8	0.81	0.92	1.00	0.64	0.88
MSS1260-684KLD	680 ±10%	887	2.6	0.74	0.85	0.92	0.58	0.80
MSS1260-824KLD	820 ±10%	1130	2.5	0.66	0.76	0.81	0.53	0.73
MSS1260-105KLD	1000 ±10%	1295	2.4	0.60	0.69	0.74	0.48	0.68

MSS1278 Shielded*

Q200 85°

Part number	Inductance (µH)	DCR nom (mOhms)	SRF typ (MHz)	Isat (A) 10% drop	Isat (A) 20% drop	Isat (A) 30% drop	Irms (A) 20°C rise	Irms (A) 40°C rise
MSS1278-142MLD	1.4 ±20%	8.8	80.0	25.2	28.6	30.6	7.00	10.00
MSS1278-472MLD	4.7 ±20%	13.9	30.0	13.7	15.2	15.9	4.30	6.20
MSS1278-562MLD	5.6 ±20%	15.7	24.0	12.2	13.7	14.6	4.30	6.20
MSS1278-682MLD	6.8 ±20%	19.1	21.0	11.3	12.7	13.7	4.20	6.00
MSS1278-822MLD	8.2 ±20%	20.3	20.0	10.1	11.5	12.3	4.10	5.90
MSS1278-103MLD	10 ±20%	21.8	17.0	9.36	10.6	11.2	4.00	5.70
MSS1278-123MLD	12 ±20%	23.2	15.0	8.84	10.0	10.7	3.70	5.20
MSS1278-153MLD	15 ±20%	27.9	13.0	7.30	8.36	9.00	3.50	4.90
MSS1278-183MLD	18 ±20%	30.8	12.0	6.10	7.10	7.74	3.00	4.50
MSS1278-223MLD	22 ±20%	35.5	11.0	6.04	6.78	7.24	2.90	4.00
MSS1278-273MLD	27 ±20%	45.0	10.0	5.80	6.56	7.02	2.60	3.60
MSS1278-333MLD	33 ±20%	61.9	9.5	5.22	5.90	6.30	2.30	3.10
MSS1278-393MLD	39 ±20%	69.1	8.5	4.68	5.42	5.80	2.10	3.00
MSS1278-473MLD	47 ±20%	72.3	7.5	4.40	5.02	5.32	2.00	2.90
MSS1278-563MLD	56 ±20%	80.2	7.0	4.02	4.60	4.90	1.90	2.70
MSS1278-683MLD	68 ±20%	91.3	6.5	3.40	3.86	4.26	1.80	2.60
MSS1278-823MLD	82 ±20%	125.9	5.0	3.12	3.58	3.80	1.60	2.30
MSS1278-104MLD	100 ±20%	135.1	4.5	2.88	3.28	3.52	1.50	2.20
MSS1278-124KLD	120 ±10%	182.3	4.3	2.62	3.00	3.24	1.40	1.90
MSS1278-154KLD	150 ±10%	216.5	4.1	2.48	2.86	3.02	1.30	1.80
MSS1278-184KLD	180 ±10%	229.0	4.0	2.26	2.58	2.74	1.20	1.70
MSS1278-224KLD	220 ±10%	323.6	3.4	1.96	2.22	2.36	1.00	1.60
MSS1278-274KLD	270 ±10%	415.6	3.1	1.74	2.04	2.18	0.90	1.20
MSS1278-334KLD	330 ±10%	487.3	2.9	1.66	1.86	2.00	0.80	1.00
MSS1278-394KLD	390 ±10%	533.6	2.7	1.52	1.72	1.88	0.75	1.00
MSS1278-474KLD	470 ±10%	707.5	2.2	1.34	1.54	1.64	0.66	0.90
MSS1278-564KLD	560 ±10%	777.4	2.0	1.24	1.42	1.50	0.60	0.80
MSS1278-684KLD	680 ±10%	1045	1.7	1.16	1.28	1.38	0.55	0.75
MSS1278-824KLD	820 ±10%	1166	1.4	1.04	1.16	1.26	0.50	0.70
MSS1278-105KLD	1000 ±10%	1334	1.3	0.97	1.10	1.14	0.48	0.68

*High-temperature, AEC grade 1 version available. Visit http://www.coilcraft.com/prod_hitemp.cfm.

MSS1210 Shielded

Q200 85°

Part number	Inductance (µH)	DCR (Ohms) nom	DCR (Ohms) max	SRF typ (MHz)	Isat (A) 10% drop	Isat (A) 20% drop	Isat (A) 30% drop	Irms (A) 20°C rise	Irms (A) 40°C rise
MSS1210-103MED	10 ±20%	0.014	0.016	15.0	9.6	11.5	12.5	4.70	6.50
MSS1210-153MED	15 ±20%	0.019	0.022	12.0	8.3	9.9	10.7	4.20	5.70
MSS1210-223MED	22 ±20%	0.026	0.030	9.5	6.8	8.1	8.8	3.20	4.40
MSS1210-333MED	33 ±20%	0.034	0.039	7.5	5.4	6.4	6.9	2.90	3.80
MSS1210-473MED	47 ±20%	0.048	0.056	6.0	4.5	5.4	5.8	2.20	3.00
MSS1210-683MED	68 ±20%	0.068	0.080	4.5	3.8	4.5	4.9	2.10	2.80
MSS1210-104KED	100 ±10%	0.106	0.125	3.6	3.1	3.7	4.0	1.80	2.40
MSS1210-124KED	120 ±10%	0.115	0.135	3.3	2.9	3.4	3.7	1.70	2.30
MSS1210-154KED	150 ±10%	0.157	0.185	2.9	2.6	3.1	3.4	1.26	1.75
MSS1210-184KED	180 ±10%	0.173	0.203	2.8	2.3	2.8	3.0	1.20	1.70
MSS1210-224KED	220 ±10%	0.191	0.225	2.7	2.1	2.5	2.8	1.10	1.50
MSS1210-334KED	330 ±10%	0.289	0.340	1.8	1.7	2.1	2.2	0.85	1.20
MSS1210-474KED	470 ±10%	0.434	0.510	1.6	1.4	1.7	1.8	0.70	0.98
MSS1210-684KED	680 ±10%	0.536	0.630	1.4	1.2	1.4	1.6	0.69	0.91
MSS1210-105KED	1000 ±10%	0.816	0.960	1.1	0.98	1.2	1.3	0.60	0.83
MSS1210-125KED	1200 ±10%	1.07	1.26	1.0	0.91	1.1	1.2	0.49	0.67
MSS1210-155KED	1500 ±10%	1.23	1.45	0.85	0.81	0.96	1.0	0.46	0.65
MSS1210-185KED	1800 ±10%	1.39	1.63	0.85	0.73	0.87	0.95	0.45	0.63
MSS1210-225KED	2200 ±10%	1.82	2.14	0.70	0.66	0.79	0.86	0.38	0.52
MSS1210-275KED	2700 ±10%	2.02	2.38	0.65	0.59	0.71	0.77	0.36	0.50
MSS1210-335KED	3300 ±10%	2.69	3.17	0.56	0.54	0.64	0.70	0.31	0.43
MSS1210-395KED	3900 ±10%	2.98	3.50	0.54	0.50	0.60	0.64	0.30	0.41
MSS1210-475KED	4700 ±10%	3.34	3.93	0.51	0.45	0.54	0.58	0.28	0.39
MSS1210-565KED	5600 ±10%	3.71	4.37	0.45	0.41	0.49	0.54	0.27	0.38
MSS1210-685KED	6800 ±10%	4.97	5.85	0.40	0.38	0.45	0.49	0.22	0.31
MSS1210-825KED	8200 ±10%	5.51	6.48	0.38	0.35	0.41	0.45	0.21	0.28
MSS1210-106KED	10000 ±10%	7.39	8.69	0.31	0.31	0.37	0.40	0.18	0.24

MSS1583 Shielded

Part number	Inductance (µH)	DCR (Ohms) nom	DCR (Ohms) max	SRF typ (MHz)	Isat (A) 10% drop	Isat (A) 20% drop	Isat (A) 30% drop	Irms (A) 20°C rise	Irms (A) 40°C rise
MSS1583-103MED	10 ±20%	0.012	0.014	17.0	12.0	13.6	14.7	5.0	7.4
MSS1583-123MED	12 ±20%	0.014	0.017	14.5	11.7	13.3	14.2	4.4	6.3
MSS1583-153MED	15 ±20%	0.018	0.021	13.5	10.1	11.5	12.4	4.3	6.1
MSS1583-183MED	18 ±20%	0.020	0.023	12.0	9.2	10.5	11.2	3.9	5.5
MSS1583-223MED	22 ±20%	0.023	0.026	10.5	8.2	9.1	10.4	3.7	5.3
MSS1583-333MED	33 ±20%	0.033	0.038	8.5	7.0	7.9	8.6	3.4	4.8
MSS1583-473MED	47 ±20%	0.048	0.055	7.3	5.9	6.7	7.3	2.7	3.7
MSS1583-683MED	68 ±20%	0.061	0.070	6.0	4.7	5.5	6.0	2.5	3.4
MSS1583-104KED	100 ±10%	0.090	0.103	4.8	3.9	4.4	4.8	2.0	2.8
MSS1583-154KED	150 ±10%	0.138	0.159	3.7	3.1	3.6	3.9	1.55	2.20
MSS1583-224KED	220 ±10%	0.205	0.235	3.0	2.6	3.0	3.3	1.30	1.80
MSS1583-334KED	330 ±10%	0.300	0.345	2.7	2.0	2.3	2.5	1.00	1.45
MSS1583-474KED	470 ±10%	0.386	0.445	2.2	1.8	2.0	2.2	0.96	1.35
MSS1583-684KED	680 ±10%	0.570	0.655	1.8	1.4	1.6	1.8	0.78	1.10
MSS1583-824KED	820 ±10%	0.640	0.736	1.6	1.3	1.5	1.6	0.74	1.00
MSS1583-105KED	1000 ±10%	0.860	0.990	1.5	1.1	1.3	1.4	0.63	0.86

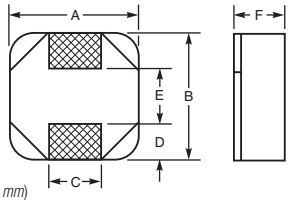

Dimensions (inches *mm*)

Series	A max	B max	C	D	E	F
MSS1038	0.402 *10,2*	0.413 *10,5*	0.118 *3,0*	0.047 *1,2*	0.311 *7,9*	0.158 *4,0*
MSS1048	0.403 *10,3*	0.414 *10,5*	0.118 *3,0*	0.051 *1,3*	0.311 *7,9*	0.189 *4,8*
MSS1246	0.484 *12,3*	0.484 *12,3*	0.197 *5,0*	0.138 *3,5*	0.197 *5,0*	0.189 *4,8*
MSS1260	0.484 *12,3*	0.484 *12,3*	0.197 *5,0*	0.138 *3,5*	0.197 *5,0*	0.24 *6,0*
MSS1278	0.484 *12,3*	0.484 *12,3*	0.197 *5,0*	0.138 *3,5*	0.197 *5,0*	0.317 *8,05*
MSS1210	0.484 *12,3*	0.484 *12,3*	0.197 *5,0*	0.098 *2,5*	0.276 *7,0*	0.402 *10,2*
MSS1583	0.595 *15,1*	0.595 *15,1*	0.220 *5,6*	0.130 *3,3*	0.323 *8,2*	0.339 *8,6*
MSS7341	0.307 *7,81*	0.307 *7,81*	0.260 *6,6*	0.089 *2,26*	0.083 *2,1*	0.161 *4,1*
MSS7348	0.288 *7,3*	0.288 *7,3*	0.079 *2,0*	0.049 *1,25*	0.177 *4,5*	0.189 *4,8*

SER80xx High Current

Part number	Inductance ±20% (µH)	DCR (mOhms) nom	DCR (mOhms) max	SRF typ (MHz)	Isat (A) 10% drop	Isat (A) 20% drop	Isat (A) 30% drop	Irms (A) 20°C rise	Irms (A) 40°C rise
High Isat for high peak current applications									
SER8050-201MEC	0.20	2.22	2.50	381	51.04	53.04	53.44	8.71	12.89
SER8050-451MEC	0.45	3.19	3.50	216	29.52	30.32	31.12	7.95	11.72
SER8050-811MEC	0.80	5.35	5.88	125	22.48	24.40	25.20	6.48	9.43
SER8052-122MEC	1.2	6.44	7.20	110	17.42	18.54	19.18	6.03	8.11
SER8052-182MEC	1.8	8.64	9.50	91	13.60	14.56	14.88	5.33	7.94
SER8052-242MEC	2.4	8.64	9.50	76	10.36	11.38	11.80	5.40	7.58
SER8052-332MEC	3.2	13.03	14.33	72	9.02	9.84	10.24	4.43	6.25
SER8052-402MEC	4.0	13.03	14.33	66	7.04	7.84	8.24	4.53	6.30
Low DCR for high average current applications									
SER8050-501MEC	0.50	2.22	2.50	234	19.40	22.02	22.68	9.78	13.52
SER8050-112MEC	1.1	3.19	3.50	109	12.22	13.86	14.50	8.05	11.97
SER8050-202MEC	2.0	5.35	5.88	74	7.94	9.22	9.78	7.83	10.79
SER8052-312MEC	3.1	6.44	7.20	63	6.58	7.56	8.00	6.26	8.71
SER8052-452MEC	4.5	8.64	9.50	52	4.76	5.74	6.14	5.37	7.68
SER8052-612MEC	6.1	8.64	9.50	45	3.44	4.22	4.58	5.17	7.31
SER8052-802MEC	8.0	13.03	14.33	43	2.90	3.58	3.86	4.57	6.31
SER8052-103MEC	10	13.03	14.33	40	2.24	2.80	3.10	4.61	6.32

SER1052 High Current

Q200 85°



Part number	Inductance ±20% (µH)	DCR max (mOhms)	SRF typ (MHz)	Isat (A) 10% drop	Isat (A) 20% drop	Isat (A) 30% drop	Irms (A) 20°C rise	Irms (A) 40°C rise
SER1052-801MLC	0.80	4.0	100	24.9	25.2	25.6	12.5	16.3
SER1052-102MLC	1.0	4.0	95	16.5	17.0	17.5	12.5	16.3
SER1052-122MLC	1.2	6.0	91	20.5	21.0	21.3	11.0	15.0
SER1052-132MLC	1.3	4.0	81	12.9	16.8	17.2	12.5	16.3
SER1052-152MLC	1.5	6.0	75	13.5	14.0	14.5	11.0	15.0
SER1052-182MLC	1.8	6.0	70	13.3	13.8	14.3	11.0	15.0
SER1052-202MLC	2.0	9.0	65	15.3	15.8	16.2	8.5	11.5
SER1052-222MLC	2.2	4.0	58	8.9	9.6	10.0	12.5	16.3
SER1052-252MLC	2.5	7.5	55	11.4	11.8	12.1	9.0	12.0
SER1052-322MLC	3.2	6.0	53	7.3	7.8	8.5	11.0	15.0
SER1052-402MLC	4.0	9.0	47	8.3	8.5	8.8	8.5	11.5
SER1052-432MLC	4.3	7.5	44	6.4	6.8	7.0	9.0	12.0
SER1052-572MLC	5.7	9.0	35	5.4	5.8	6.0	8.5	11.5

SER1360 High Current

Q200 85°



Part number	Inductance ±10% (µH)	DCR (mOhms) nom	DCR (mOhms) max	SRF typ (MHz)	Isat (A) 10% drop	Isat (A) 20% drop	Isat (A) 30% drop	Irms (A) 20°C rise	Irms (A) 40°C rise
SER1360-331KLD	0.33	0.77	0.85	200	36	41	43	13.0	16.9
SER1360-651KLD	0.65	0.77	0.85	160	23	27	28	13.0	16.9
SER1360-102KLD	1.0	2.36	2.60	75	32	33	33.5	9.5	13.0
SER1360-182KLD	1.8	2.36	2.60	50	17	19	20	9.5	13.0
SER1360-272KLD	2.7	2.36	2.60	42	12	13	14	9.5	13.0
SER1360-402KLD	4.0	5.50	6.05	34	11	12	13	7.1	9.4
SER1360-472KLD	4.7	5.50	6.05	32	9.5	11	12	7.1	9.4
SER1360-602KLD	6.0	5.50	6.05	28	8.0	9.0	9.5	7.1	9.4
SER1360-802KLD	8.0	9.83	10.81	26	7.5	8.5	9.0	5.5	7.6
SER1360-103KLD	10	9.83	10.81	24	6.2	7.0	7.5	4.4	7.2

SER1390 High Current

Q200 85°



Part number	Inductance ±20% (µH)	DCR (mOhms) nom	DCR (mOhms) max	SRF typ (MHz)	Isat (A) 10% drop	Isat (A) 20% drop	Isat (A) 30% drop	Irms (A) 20°C rise	Irms (A) 40°C rise
SER1390-103MLD	10	13.7	15.0	26.9	11.32	12.56	13.16	6.4	9.2
SER1390-153MLD	15	13.7	15.0	24.3	7.20	8.04	8.60	6.4	9.2
SER1390-223MLD	22	21.0	23.1	20.3	6.08	6.80	7.36	5.7	7.7
SER1390-333MLD	33	21.0	23.1	15.7	3.80	4.40	4.76	5.7	7.7
SER1390-473MLD	47	21.0	23.1	13.2	2.60	3.00	3.20	5.7	7.7

SER14xx High Current

Part number	Inductance ±20% (µH)	DCR (mOhms) nom	DCR (mOhms) max	SRF typ (MHz)	Isat (A) 10% drop	Isat (A) 20% drop	Isat (A) 30% drop	Irms (A) 20°C rise	Irms (A) 40°C rise
Low DCR for high average current applications									
SER1408-301MED	0.30	0.48	0.55	140	43.2	49.6	53.0	38	42
SER1408-501MED	0.50	0.48	0.55	83	25.8	29.6	31.4	38	42
SER1408-681MED	0.68	0.48	0.55	63	18.8	21.6	23.2	38	42
SER1408-102MED	1.0	0.48	0.55	48	12.1	14.2	16.1	38	42
SER1410-152MED	1.5	0.90	0.99	53	16.8	18.9	20.3	33	39
SER1410-202MED	2.0	0.90	0.99	45	12.1	13.9	15.0	33	39
High Isat for high peak current applications									
SER1412-301MED	0.30	1.30	1.43	154	87.0	92.8	105.9	30	37
SER1412-501MED	0.50	1.30	1.43	122	56.1	59.3	62.5	30	37
SER1412-681MED	0.68	1.30	1.43	100	41.2	43.5	45.8	30	37
SER1412-102MED	1.0	1.30	1.43	78	28.9	31.0	32.2	30	37
SER1412-152MED	1.5	1.30	1.43	62	21.8	23.6	24.6	30	37
SER1412-202MED	2.0	1.30	1.43	50	16.9	18.5	19.4	30	37
SER1412-362MED	3.6	1.30	1.43	35	9.6	11.2	12.1	30	37

Q200 125°

SER1512 Shielded



NEW!

Part number	Inductance ±20% (µH)	DCR (mOhms) nom	DCR (mOhms) max	SRF typ (MHz)	Isat (A) 10% drop	Isat (A) 20% drop	Isat (A) 30% drop	Irms (A) 20°C rise	Irms (A) 40°C rise
SER1512-472MED	4.7	2.8	3.1	32.4	18.3	19.6	20.1	11.4	18.1
SER1512-103MED	10	3.3	3.7	22.3	9.3	10.6	11.3	9.3	15.7
SER1512-223MED	22	7.6	8.4	14.0	6.8	7.6	8.0	7.1	11.8

SER1052, SER1360, SER1390, SER1512, SER8050, SER8052

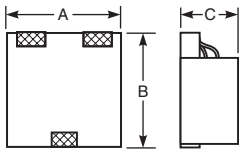

SER1408, SER1410, SER1412

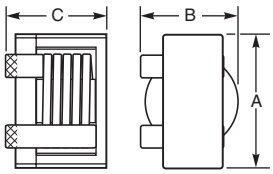

Dimensions (inches *mm*)

Series	A max	B max	C max
SER1052	0.402 *10,2*	0.433 *11,0*	0.205 *5,2*
SER1360	0.508 *12,9*	0.512 *13,0*	0.228 *5,8*
SER1390	0.531 *13,5*	0.531 *13,5*	0.354 *9,0*
SER1408	0.66 *14,24*	0.473 *12,0*	0.320 *8,26*
SER1410	0.66 *14,24*	0.473 *12,0*	0.416 *10,56*
SER1412	0.66 *14,24*	0.473 *12,0*	0.498 *12,66*
SER1512	0.598 *15,2*	0.606 *15,4*	0.472 *12,0*
SER8050	0.335 *8,05*	0.346 *8,80*	0.197 *5,0*
SER8052	0.335 *8,05*	0.346 *8,80*	0.205 *5,2*



SER1590 High Current

Q200 85°

Part number	Inductance ±20% (µH)	DCR (mOhms) nom	DCR (mOhms) max	SRF typ (MHz)	Isat (A) 10% drop	Isat (A) 20% drop	Isat (A) 30% drop	Irms (A)
SER1590-301MLD	0.30	0.66	0.72	260	53	56	57	32
SER1590-501MLD	0.50	0.87	0.94	202	39	42	44	27
SER1590-601MLD	0.60	0.87	0.94	182	33	35	36	27
SER1590-681MLD	0.68	0.87	0.94	160	30	32	33	27
SER1590-801MLD	0.80	0.87	0.94	123	25	26	27	27
SER1590-901MLD	0.90	1.08	1.15	160	27	28	29	22
SER1590-102MLD	1.0	0.87	0.94	115	20	22	23	27
SER1590-122MLD	1.2	1.08	1.15	90	20	22	23	22
SER1590-152MLD	1.5	1.08	1.15	73	17	18	19	22

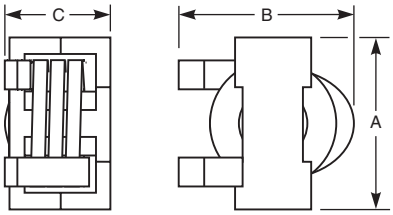

Dimensions (inches *mm*)

Series	A max	B max	C max
SER1590	0.62 *15,75*	0.64 *16,26*	0.40 *10,16*
SER2009	0.79 *20,07*	0.77 *19,56*	0.34 *8,64*
SER2010	0.79 *20,07*	0.77 *19,56*	0.37 *9,40*
SER2011	0.79 *20,07*	0.77 *19,56*	0.42 *10,67*
SER2012	0.79 *20,07*	0.77 *19,56*	0.47 *11,94*
SER2013	0.79 *20,07*	0.77 *19,56*	0.51 *12,95*
SER2014	0.79 *20,07*	0.77 *19,56*	0.55 *13,97*



SER2000 High Current

Q200 85°

Part number	Inductance ±20% (µH)	DCR (mOhms) nom	DCR (mOhms) max	SRF typ (MHz)	Isat (A) 10% drop	Irms (A) 20°C rise	Irms (A) 40°C rise
SER2009-301MLD	0.30	0.740	0.630	550	100	41	54
SER2010-301MLD	0.30	1.00	0.900	182	100	36	45
SER2009-501MLD	0.50	0.740	0.630	544	60	41	54
SER2010-501MLD	0.50	1.00	0.900	148	81	36	45
SER2011-501MLD	0.50	1.34	1.20	161	100	30	40
SER2009-601MLD	0.60	0.740	0.630	648	49	41	54
SER2010-601MLD	0.60	1.00	0.900	115	70	36	45
SER2011-601MLD	0.60	1.34	1.20	124	90	30	40
SER2012-601MLD	0.60	1.60	1.44	115	97	25	35
SER2009-681MLD	0.68	0.740	0.630	454	45	41	54
SER2010-681MLD	0.68	1.00	0.900	136	62	36	45
SER2011-681MLD	0.68	1.34	1.20	135	78	30	40
SER2012-681MLD	0.68	1.60	1.44	103	85	25	35
SER2013-681MLD	0.68	1.82	1.70	104	98	23	30
SER2009-801MLD	0.80	0.740	0.630	567	38	41	54
SER2010-801MLD	0.80	1.00	0.900	92	53	36	45
SER2011-801MLD	0.80	1.34	1.20	113	70	30	40
SER2012-801MLD	0.80	1.60	1.44	91	75	25	35
SER2013-801MLD	0.80	1.82	1.70	93	85	23	30
SER2014-801MLD	0.80	2.15	1.94	104	98	21	27
SER2009-901MLD	0.90	0.740	0.630	557	33	41	54
SER2010-901MLD	0.90	1.00	0.900	96	48	36	45
SER2011-901MLD	0.90	1.34	1.20	104	62	30	40
SER2012-901MLD	0.90	1.60	1.44	85	69	25	35
SER2013-901MLD	0.90	1.82	1.70	98	73	23	30
SER2014-901MLD	0.90	2.15	1.94	102	87	21	27
SER2009-102MLD	1.0	0.740	0.630	488	29	41	54
SER2010-102MLD	1.0	1.00	0.900	81	42	36	45
SER2011-102MLD	1.0	1.34	1.20	97	56	30	40
SER2012-102MLD	1.0	1.60	1.44	75	64	25	35
SER2013-102MLD	1.0	1.82	1.70	98	68	23	30
SER2014-102MLD	1.0	2.15	1.94	88	70	21	27
SER2009-122MLD	1.2	0.740	0.630	81	28	41	54
SER2010-122MLD	1.2	1.00	0.900	69	37	36	45
SER2011-122MLD	1.2	1.34	1.20	81	49	30	40
SER2012-122MLD	1.2	1.60	1.44	73	54	25	35
SER2013-122MLD	1.2	1.82	1.70	82	58	23	30
SER2014-122MLD	1.2	2.15	1.94	78	63	21	27
SER2009-202MLD	2.0	0.740	0.630	40	16	41	54
SER2010-202MLD	2.0	1.00	0.900	48	27	36	45
SER2011-202MLD	2.0	1.34	1.20	56	37	30	40
SER2012-202MLD	2.0	1.60	1.44	51	35	25	35
SER2013-202MLD	2.0	1.82	1.70	61	40	23	30
SER2014-202MLD	2.0	2.15	1.94	62	45	21	27
SER2013-362MLD	3.6	1.82	1.70	38	25	23	30
SER2013-402MLD	4.0	1.82	1.70	35	20	23	30
SER2014-402MLD	4.0	2.15	1.94	36	25	21	27
SER2013-472MLD	4.7	1.82	1.70	30	18	23	30



NEW!

SER2211 Shielded

Part number	Inductance ±20% (µH)	DCR (mOhms) nom	DCR (mOhms) max	SRF typ (MHz)	Isat (A) 10% drop	Isat (A) 20% drop	Isat (A) 30% drop	Irms (A) 20°C rise	Irms (A) 40°C rise
SER2211-302MED	3.0	1.05	1.20	29.0	23.5	26.0	27.5	25.0	35.0
SER2211-532MED	5.3	1.63	1.80	24.0	15.8	18.0	19.0	19.8	26.0
SER2211-822MED	8.2	2.30	2.76	18.0	13.4	15.0	15.8	13.9	18.5
SER2211-123MED	12.0	3.15	3.78	15.0	11.1	12.4	13.0	11.4	16.0
SER2211-273MED	27.0	6.84	8.21	12.0	7.7	8.5	8.9	9.4	13.1
SER2211-333MED	33.0	8.95	10.7	11.0	7.1	8.0	8.3	7.6	10.6
SER2211-473MED	47.0	8.95	10.7	8.0	4.4	5.2	5.6	7.6	10.6

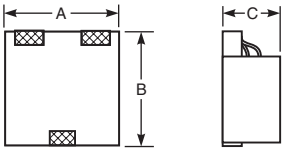

Dimensions (inches *mm*)

Series	A max	B max	C max
SER2211	0.886 *22,5*	0.756 *19,2*	0.413 *10,5*



Q200 85°

SER2900 High Current

Part number	Inductance ±10% (µH)	DCR (mOhms) nom	DCR (mOhms) max	SRF typ (MHz)	Isat (A) 10% drop	Isat (A) 20% drop	Isat (A) 30% drop	Irms (A) 20°C rise	Irms (A) 40°C rise
SER2915L-152KL	1.5	1.50	1.65	60	100	>100	>100	20	30
SER2915H-222KL	2.2	1.86	2.05	40	100	>100	>100	20	30
SER2915L-222KL	2.2	1.50	1.65	50	82.0	84.0	84.8	20	30
SER2918H-332KL	3.3	2.60	2.86	40	91.0	92.5	93.6	20	28
SER2915H-332KL	3.3	1.86	2.05	30	62.0	66.9	68.4	20	30
SER2915L-332KL	3.3	1.50	1.65	40	48.0	54.0	57.0	20	30
SER2918H-472KL	4.7	2.60	2.86	30	59.0	61.2	62.4	20	28
SER2915H-472KL	4.7	1.86	2.05	25	42.0	48.0	50.1	20	30
SER2915L-472KL	4.7	1.50	1.65	30	33.0	36.9	39.0	20	30
SER2918H-682KL	6.8	2.60	2.86	25	42.0	45.0	45.9	20	28
SER2915H-682KL	6.8	1.86	2.05	20	30.0	34.5	36.2	20	30
SER2915L-682KL	6.8	1.50	1.65	25	22.0	26.0	27.8	20	30
SER2918H-103KL	10	2.60	2.86	20	28.0	31.2	32.1	20	28
SER2915H-103KL	10	1.86	2.05	15	18.0	21.5	23.4	20	30
SER2915L-103KL	10	1.50	1.65	20	13.0	16.2	17.6	20	30
SER2918H-153KL	15	2.60	2.86	16	18.0	21.2	21.9	20	28
SER2915H-153KL	15	1.86	2.05	12	11.5	14.0	15.2	20	30
SER2915L-153KL	15	1.50	1.65	15	7.5	9.8	11.0	20	30
SER2918H-223KL	22	2.60	2.86	15	12.0	14.0	15.0	20	28
SER2915H-223KL	22	1.86	2.05	10	7.0	8.6	9.6	20	30
SER2915L-223KL	22	1.50	1.65	10	4.5	6.0	6.8	20	30
SER2918H-333KL	33	2.60	2.86	10	7.0	8.7	9.6	20	28
SER2915H-333KL	33	1.86	2.05	8	4.0	5.1	5.9	20	30
SER2915L-333KL	33	1.50	1.65	7	2.0	2.6	3.3	20	30

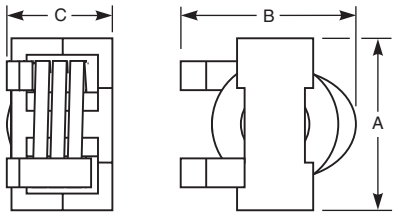

Dimensions (inches *mm*)

Series	A max	B max	C max
SER2915	1.1 *27,9*	1.1 *27,9*	0.605 *15,36*
SER2918	1.1 *27,9*	1.1 *27,9*	0.700 *17,78*

VER2923 High Current

Part number	Inductance ±10% (µH)	DCR (mOhms) nom	DCR (mOhms) max	SRF typ (MHz)	Isat (A) 10% drop	Isat (A) 20% drop	Isat (A) 30% drop	Irms (A) 20°C rise	Irms (A) 40°C rise
VER2923-332KL	3.3	2.3	2.6	40	95.0	104	108	19	26
VER2923-472KL	4.7	2.3	2.6	30	63.0	72.0	76.0	19	26
VER2923-682KL	6.8	2.3	2.6	25	48.0	53.0	56.0	19	26
VER2923-103KL	10	2.3	2.6	20	30.0	34.0	37.0	19	26
VER2923-153KL	15	2.3	2.6	16	20.5	23.0	24.5	19	26
VER2923-223KL	22	2.3	2.6	13	12.2	14.7	16.4	19	26
VER2923-333KL	33	2.3	2.6	10	7.5	9.2	10.3	19	26

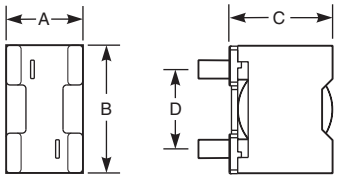

Dimensions (inches *mm*)

Series	A max	B max	C max	D cen
VER2923	0.668 *16,97*	1.08 *27,43*	0.895 *22,74*	0.65 *16,51*

Q200 140°

AGP2923 High Current

Part number	Inductance ±10% (µH)	DCR (mOhms) nom	DCR (mOhms) max	SRF typ (MHz)	Isat (A) 10% drop	Isat (A) 20% drop	Isat (A) 30% drop	Irms (A) 20°C rise	Irms (A) 40°C rise
AGP2923-332KL	3.3	2.3	2.6	40	95.0	104	108	19	26
AGP2923-472KL	4.7	2.3	2.6	30	63.0	72.0	76.0	19	26
AGP2923-682KL	6.8	2.3	2.6	25	48.0	53.0	56.0	19	26
AGP2923-103KL	10	2.3	2.6	20	30.0	34.0	37.0	19	26
AGP2923-153KL	15	2.3	2.6	16	20.5	23.0	24.5	19	26
AGP2923-223KL	22	2.3	2.6	13	12.2	14.7	16.4	19	26
AGP2923-333KL	33	2.3	2.6	10	7.5	9.2	10.3	19	26

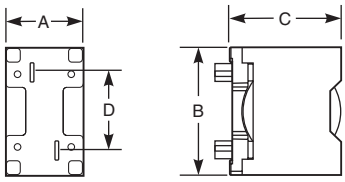

Dimensions (inches *mm*)

Series	A max	B max	C max	D cen
AGP2923	0.668 *16,97*	1.08 *27,43*	0.935 *23,75*	0.65 *16,51*

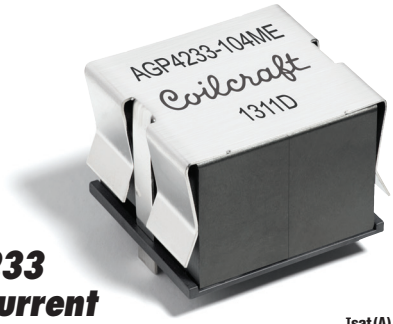

Q200 125°

AGP4233 High Current

Part number	Inductance ±20% (µH)	DCR (mOhms) nom	DCR (mOhms) max	SRF typ (MHz)	Isat (A) 10% drop	Isat (A) 20% drop	Isat (A) 30% drop	Irms (A) 20°C rise	Irms (A) 40°C rise
AGP4233-332ME	3.3	0.67	0.75	27.7	92.0	95.0	98.0	34	44
AGP4233-562ME	5.6	0.67	0.75	22.8	63.0	65.0	67.0	34	44
AGP4233-682ME	6.8	2.80	2.95	21.7	92.0	97.8	101.8	24	34
AGP4233-103ME	10	2.80	2.95	18.8	56.0	60.0	63.0	24	34
AGP4233-153ME	15	2.80	2.95	15.2	45.0	47.0	49.0	24	34
AGP4233-223ME	22	2.80	2.95	12.0	32.8	35.4	36.6	24	34
AGP4233-333ME	33	2.80	2.95	10.0	22.5	24.7	25.8	24	34
AGP4233-473ME	47	2.80	2.95	8.5	16.0	17.6	18.6	24	34
AGP4233-683ME	68	2.80	2.95	6.4	10.6	12.2	13.0	24	34
AGP4233-104ME	100	2.80	2.95	5.2	6.88	7.80	8.36	24	34
AGP4233-154ME	150	2.80	2.95	4.2	4.18	4.96	5.40	24	34
AGP4233-224ME	220	10.5	11.5	5.0	6.40	7.20	7.60	12.4	17.5
AGP4233-334ME	330	10.5	11.5	4.1	4.20	4.70	5.00	12.4	17.5
AGP4233-474ME	470	10.5	11.5	3.6	2.60	3.20	3.40	12.4	17.5

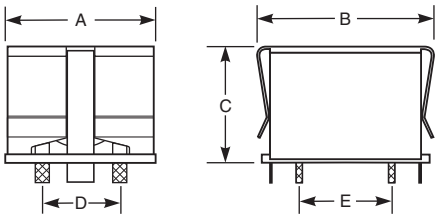

Dimensions (inches *mm*)

Series	A max	B max	C max	D cen	E cen
AGP4233	1.45 *36,8*	1.70 *43.2*	1.10 *28,0*	0.728 *18,5*	0.826 –0.886 *21.0–22,5*

MLC75xx Shielded

Part number	Inductance (µH)	DCR (mOhms) nom	DCR (mOhms) max	SRF typ (MHz)	Isat (A) 10% drop	Isat (A) 20% drop	Isat (A) 30% drop	Irms (A) 20°C rise	Irms (A) 40°C rise
MLC7532-101NEC	0.10±30%	1.20	1.40	670	21.0	38.0	56.2	24.9	32.5
MLC7532-221MEC	0.22±20%	2.50	2.80	316	22.9	41.0	59.2	20.2	26.5
MLC7542-311MEC	0.31±20%	2.30	2.70	300	12.2	21.9	29.8	20.0	23.8
MLC7542-601MEC	0.60±20%	2.95	3.80	200	9.9	15.7	20.2	16.7	21.9
MLC7540-102MEC	1.00±20%	4.42	5.00	155	7.4	11.3	15.7	13.8	18.2
MLC7540-142MEC	1.40±20%	7.10	8.00	125	6.3	11.0	14.3	10.6	14.1
MLC7540-222MEC	2.17±20%	11.7	13.0	91	5.3	8.3	11.4	8.5	11.3

MLC12xx High Current

Part number	Inductance ±20% (µH)	DCR (mOhms) nom	DCR (mOhms) max	SRF (MHz)	Isat (A) 10% drop	Isat (A) 20% drop	Irms (A) 20°C rise	Irms (A) 40°C rise	Height max (mm)
MLC1265-361MLC	0.36	0.93	1.03	234	26.9	42.6	16.5	22.7	6.5
MLC1260-401MLC	0.40	0.93	1.03	228	21.0	35.2	16.3	21.9	6.1
MLC1255-421MLC	0.42	0.93	1.03	219	21.1	34.5	16.8	24.1	5.6
MLC1240-451MLC	0.45	1.73	1.91	198	16.5	24.9	12.8	19.8	4.1
MLC1265-701MLC	0.70	1.24	1.37	134	16.4	27.5	15.2	21.0	6.5
MLC1250-801MLC	0.80	2.35	2.59	151	13.3	21.7	12.4	17.3	5.1
MLC1240-901MLC	0.90	2.57	2.83	108	13.9	22.8	11.9	16.3	4.1
MLC1260-122MLC	1.20	2.38	2.62	93	14.0	23.3	12.3	17.6	6.1
MLC1255-122MLC	1.20	2.38	2.62	85	14.1	22.4	12.4	17.5	5.6
MLC1250-132MLC	1.30	2.38	2.62	76	10.8	17.7	11.7	16.5	5.3
MLC1245-152MLC	1.50	4.08	4.49	79	10.7	17.3	10.3	14.2	4.6
MLC1260-172MLC	1.75	2.84	3.13	72	12.1	19.2	10.9	15.3	6.1
MLC1260-222MLC	2.20	4.30	4.73	63	10.8	17.2	12.8	17.2	6.1
MLC1260-332MLC	3.30	5.10	5.60	52	8.80	14.4	12.6	16.7	6.1
MLC1245-402MLC	4.00	8.18	9.00	46	7.42	11.8	6.9	9.8	4.8
MLC1260-472MLC	4.70	8.97	9.67	38	8.20	13.4	8.8	12.2	6.1
MLC1260-682MLC	6.80	9.76	10.74	35	5.80	9.8	8.3	11.7	6.1
MLC1260-822MLC	8.20	10.68	11.75	28	5.20	9.0	7.9	10.8	6.1

MLC15xx High Current

Part number	Inductance ±20% (µH)	DCR (mOhms) nom	DCR (mOhms) max	SRF (MHz)	Isat (A) 10% drop	Isat (A) 20% drop	Irms (A) 20°C rise	Irms (A) 40°C rise	Height max (mm)
MLC1565-451MLC	0.45	0.864	0.951	158	32.8	54.0	18.0	25.6	6.5
MLC1565-501MLC	0.50	0.864	0.951	132	21.3	38.1	18.6	26.9	6.5
MLC1555-551MLC	0.55	1.34	1.48	165	20.8	35.7	16.1	22.3	5.6
MLC1565-801MLC	0.80	1.20	1.32	93	27.4	47.4	17.4	24.6	6.5
MLC1560-901MLC	0.90	1.72	1.90	101	17.8	28.7	14.6	20.6	6.0
MLC1538-102MLC	1.0	3.46	3.81	81	13.6	21.2	11.5	16.7	3.9
MLC1550-102MLC	1.0	1.72	1.90	76	16.1	27.3	13.9	19.7	5.2
MLC1565-142MLC	1.4	2.20	2.42	77	18.9	30.1	13.7	19.9	6.5
MLC1538-152MLC	1.5	4.36	4.80	50	13.4	21.0	10.6	14.6	3.9
MLC1565-202MLC	2.0	3.56	3.82	64	15.2	24.2	11.6	16.3	6.5
MLC1538-222MLC	2.2	5.90	6.50	81	9.0	15.0	7.5	10.6	3.9
MLC1550-252MLC	2.5	3.43	3.74	45	10.9	17.7	11.5	15.8	5.2
MLC1565-282MLC	2.8	4.10	4.51	44	13.7	22.3	10.7	15.2	6.5
MLC1555-302MLC	3.0	4.06	4.47	42	11.1	18.1	10.9	15.6	5.6
MLC1538-332MLC	3.3	8.80	9.68	113	7.4	12.2	5.95	9.86	3.9
MLC1565-372MLC	3.7	3.10	3.40	47	8.13	13.63	12.17	16.58	6.5
MLC1550-452MLC	4.5	7.13	7.85	36	7.12	11.8	8.43	11.7	5.2
MLC1565-472MLC	4.7	4.00	4.40	39	6.23	10.57	10.98	15.57	6.5
MLC1565-602MLC	6.0	5.50	6.05	34	5.60	9.57	9.27	13.62	6.5
MLC1565-732MLC	7.3	7.20	7.92	29	5.10	8.60	8.60	12.01	6.5
MLC1565-922MLC	9.2	9.70	10.60	25	4.57	7.80	7.19	10.18	6.5
MLC1565-113MLC	11.3	10.60	11.60	21	4.07	7.03	6.87	9.46	6.5
MLC1565-133MLC	13.0	12.57	13.75	19	3.93	6.70	6.12	8.65	6.5
MLC1565-153MLC	15.4	16.40	18.00	17	3.43	5.77	5.63	7.75	6.5

MLC1770 High Current

Part number	Inductance ±20% (µH)	DCR (mOhms) nom	DCR (mOhms) max	SRF typ (MHz)	Isat (A) 10% drop	Isat (A) 20% drop	Isat (A) 30% drop	Irms (A) 20°C rise	Irms (A) 40°C rise
MLC1770-801MED	0.80	1.15	1.30	76	28.40	49.92	64.88	20.36	28.92
MLC1770-142MED	1.40	1.80	2.00	60	20.52	35.64	51.44	16.10	24.06
MLC1770-202MED	2.00	2.70	3.00	46	14.20	24.80	37.00	12.98	19.12
MLC1770-282MED	2.80	3.60	4.00	41	13.00	22.80	33.80	11.56	15.80

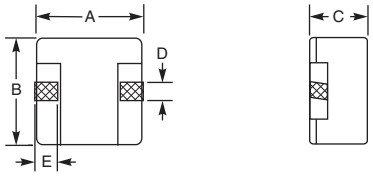

Dimensions (inches *mm*)

Series	A max	B max	C max	D	E
MLC12xx	0.449 *11,4*	0.413 *10,5*	See table	0.70 *1,8*	0.091 *2,3*
MLC15xx	0.551 *14,0*	0.520 *13,2*	See table	0.094 *2,4*	0.118 *3,0*
MLC1770	0.661 *16,8*	0.642 *16,3*	0.256 *7,0*	0.116 *2,95*	0.165 *4,2*
MLC7532	0.295 *7,5*	0.276 *7,0*	0.126 *3,2*	0.039 *1,0*	0.079 *2,0*
MLC7540	0.295 *7,5*	0.276 *7,0*	0.157 *4,0*	0.039 *1,0*	0.079 *2,0*
MLC7542	0.295 *7,5*	0.276 *7,0*	0.165 *4,2*	0.039 *1,0*	0.079 *2,0*

SLC7530 High Current

Part number	Inductance ±20% (µH)	DCR ±5% (mOhms)	SRF typ (MHz)	Isat (A) 20% drop	Irms (A)
Single conductor					
SLC7530S-500MLC	0.050	0.123	3800	50	40
SLC7530S-640MLC	0.064	0.123	3650	32	40
SLC7530S-820MLC	0.082	0.123	3750	22	40
SLC7530S-101MLC	0.100	0.123	3750	20	40
Dual conductor in parallel					
SLC7530D-500MLC	0.050	0.209	3750	50	38
SLC7530D-640MLC	0.064	0.209	3650	32	38
SLC7530D-820MLC	0.082	0.209	3750	22	38
SLC7530D-101MLC	0.100	0.209	3750	20	38

Part number	Inductance ±20% (µH)	DCR max (mOhms)	SRF typ (MHz)	Isat (A) 20% drop	Irms (A)
Dual conductor in series					
SLC7530D-500MLC	0.188	1.00	1500	21	28
SLC7530D-640MLC	0.272	1.00	1300	14	28
SLC7530D-820MLC	0.350	1.00	1200	11	28
SLC7530D-101MLC	0.400	1.00	950	8	28

SLC7649 High Current

Part number	Inductance ±10% (µH)	DCR ±5% (mOhms)	SRF typ (MHz)	Isat (A) 20% drop	Irms (A)
SLC7649S-360KLC	0.036	0.17	1150	100	74
SLC7649S-500KLC	0.050	0.17	900	84	74
SLC7649S-700KLC	0.070	0.17	750	65	74
SLC7649S-101KLC	0.100	0.17	110	42	74
SLC7649S-121KLC	0.120	0.17	78	33	74
SLC7649S-151KLC	0.150	0.17	67	27	74

SLC1049 High Current



Part number	Inductance ±20% (µH)	DCR (mOhms) typ	DCR (mOhms) max	SRF typ (MHz)	Isat (A) 20% drop	Irms (A)
SLC1049-750MLC	0.075	0.230	0.246	200	61.0	66
SLC1049-101MLC	0.100	0.230	0.246	145	50.0	66
SLC1049-121MLC	0.125	0.230	0.246	140	37.0	66
SLC1049-151MLC	0.150	0.230	0.246	133	30.0	66
SLC1049-231MLC	0.230	0.230	0.246	70	25.5	66

SLR1050 High Current

Part number	Inductance ±10% (nH)	DCR (mOhms)	SRF typ (MHz)	Isat (A) 20% drop at 25°C	at 100°C	at 125°C	Irms (A) 20°C rise	40°C rise
Lowest DCR								
SLR1050A-850KEC	85	0.39±7.7%	210	86	68.0	60.5	56.7	77.1
SLR1050A-101KEC	100	0.39±7.7%	200	78	61.5	55.0	56.7	77.1
SLR1050A-121KEC	120	0.39±7.7%	180	65	51.0	48.0	56.7	77.1
SLR1050A-151KEC	150	0.39±7.7%	90	51	38.0	36.0	56.7	77.1
SLR1050A-221KEC	220	0.39±7.7%	65	35	25.5	23.5	56.7	77.1
Balanced DCR/tolerance								
SLR1050B-850KEC	85	0.47±6.7%	210	86	68.0	60.5	48.8	67.2
SLR1050B-101KEC	100	0.47±6.7%	200	78	61.5	55.0	48.8	67.2
SLR1050B-121KEC	120	0.47±6.7%	180	65	51.0	48.0	48.8	67.2
SLR1050B-151KEC	150	0.47±6.7%	90	51	38.0	36.0	48.8	67.2
SLR1050B-221KEC	220	0.47±6.7%	65	35	25.5	23.5	48.8	67.2
Tightest DCR tolerance								
SLR1050C-850KEC	85	0.55±5.4%	210	86	68.0	60.5	46.7	65.0
SLR1050C-101KEC	100	0.55±5.4%	200	78	61.5	55.0	46.7	65.0
SLR1050C-121KEC	120	0.55±5.4%	180	65	51.0	48.0	46.7	65.0
SLR1050C-151KEC	150	0.55±5.4%	90	51	38.0	36.0	46.7	65.0
SLR1050C-221KEC	220	0.55±5.4%	65	35	25.5	23.5	46.7	65.0

SLR1065 High Current

Part number	Inductance ±10% (nH)	DCR ±8% (mOhms)	SRF typ (MHz)	Isat (A) 20% drop at 25°C	at 100°C	at 125°C	Irms (A) 20°C rise	40°C rise
SLR1065-121KEC	120	0.48	95	86	74	68	38.5	49.0
SLR1065-141KEC	140	0.48	75	75	63	58	38.5	49.0
SLR1065-171KEC	170	0.48	65	64	52	49	38.5	49.0
SLR1065-221KEC	215	0.48	50	51	41	38	38.5	49.0
SLR1065-301KEC	300	0.48	40	32	27	25	38.5	49.0

SLR1070 High Current



Part number	Inductance ±10% (µH)	DCR ±10% (mOhms)	SRF typ (MHz)	Isat (A) 20% drop at 25°C	at 100°C	at 125°C	Irms (A) 20°C rise	40°C rise
SLR1070-121KEC	0.120	0.29	130	86	68.5	62.5	61	82
SLR1070-141KEC	0.140	0.29	110	78	60.5	55.0	61	82
SLR1070-171KEC	0.170	0.29	80	64	50.5	46.0	61	82
SLR1070-221KEC	0.215	0.29	68	51	38.0	34.0	61	82
SLR1070-251KEC	0.250	0.29	55	38	35.0	31.5	61	82
SLR1070-281KEC	0.280	0.29	48	33	27.5	25.5	61	82
SLR1070-301KEC	0.300	0.29	47	31	26.5	24.0	61	82

SLR1075 High Current

Part number	Inductance ±10% (µH)	DCR ±7% (mOhms)	SRF typ (MHz)	Isat (A) 20% drop at 25°C	at 100°C	at 125°C	Irms (A) 20°C rise	40°C rise
SLR1075-121KEC	0.120	0.29	59	93.0	78.5	72.0	50	67
SLR1075-151KEC	0.150	0.29	48	72.0	59.0	54.0	50	67
SLR1075-171KEC	0.170	0.29	44	65.0	51.5	48.0	50	67
SLR1075-221KEC	0.215	0.29	36	53.0	40.0	37.0	50	67
SLR1075-231KEC	0.230	0.29	35	49.0	36.5	33.5	50	67
SLR1075-271KEC	0.270	0.29	30	41.0	32.0	29.5	50	67
SLR1075-301KEC	0.300	0.29	27	36.0	26.5	24.0	50	67

SLR7010 Shielded

NEW!

Part number	Inductance ±10% (µH)	DCR ±7% (mOhms)	SRF typ (MHz)	Isat (A) 20% drop at 25°C	at 100°C	at 125°C	Irms (A) 20°C rise	40°C rise
SLR7010-101KED	100±10%	0.17	222	113	100	90	72	92
SLR7010-121KED	120±10%	0.17	159	98	84	80	72	92
SLR7010-151KED	150±10%	0.17	150	75	65	60	72	92
SLR7010-201KED	200±10%	0.17	85	62	46	42	72	92
SLR7010-251KED	250±10%	0.17	88	44	36	32	72	92
SLR7010-331LED	330±15%	0.17	50	32	26	22	72	92

Q200 85°

SLC1175 High Current

Part number	Inductance ±20% (µH)	DCR (mOhms) typ	max	SRF typ (MHz)	Isat (A) 10% drop	20% drop	30% drop	Irms (A) 20°C rise	40°C rise
SLC1175-700MEC	0.070	0.228	0.252	179	83	100	>100	58	76
SLC1175-121MEC	0.120	0.228	0.252	144	80	84	88	58	76
SLC1175-151MEC	0.150	0.228	0.252	95	64	70	76	58	76
SLC1175-171MEC	0.170	0.228	0.252	73	54	60	63	58	76
SLC1175-201MEC	0.200	0.228	0.252	64	48	53	55	58	76
SLC1175-231MEC	0.230	0.228	0.252	61	41	46	49	58	76
SLC1175-271MEC	0.270	0.228	0.252	52	32	37	40	58	76
SLC1175-301MEC	0.300	0.228	0.252	48	27	31	34	58	76

SLR1190 High Current



Part number	Inductance ±10% (µH)	DCR ±10% (mOhms)	SRF typ (MHz)	Isat (A) 20% drop at 25°C	at 100°C	at 125°C	Irms (A) 20°C rise	40°C rise
SLR1190-151KEC	0.150	0.43	95	100	87.5	82.5	58	79
SLR1190-201KEC	0.200	0.43	58	86	68.5	63.5	58	79
SLR1190-231KEC	0.230	0.43	51	72	62.0	56.5	58	79
SLR1190-251KEC	0.250	0.43	50	66	52.0	48.5	58	79
SLR1190-271KEC	0.270	0.43	49	58	50.0	45.5	58	79
SLR1190-311KEC	0.310	0.43	43	52	42.0	38.5	58	79
SLR1190-371KEC	0.370	0.43	35	41	32.5	30.5	58	79

SLC1480 High Current

Part number	Inductance ±20% (µH)	DCR (mOhms) typ	max	SRF typ (MHz)	Isat (A) 10% drop	20% drop	30% drop	Irms (A) 20°C rise	40°C rise
SLC1480-111MLD	0.110	0.150	0.210	130	100	128	130	64	83
SLC1480-131MLD	0.130	0.150	0.210	110	97	110	112	64	83
SLC1480-151MLD	0.150	0.150	0.210	108	88	95	97	64	83
SLC1480-171MLD	0.170	0.150	0.210	75	80	87	90	64	83
SLC1480-201MLD	0.200	0.150	0.210	68	65	72	76	64	83
SLC1480-231MLD	0.230	0.150	0.210	59	57	64	67	64	83
SLC1480-261MLD	0.260	0.150	0.210	50	50	57	61	64	83
SLC1480-301MLD	0.300	0.150	0.210	46	42	49	52	64	83
SLC1480-321MLD	0.320	0.150	0.210	42	38	44	48	64	83
SLC1480-441MLD	0.440	0.150	0.210	35	28	32	35	64	83

Single conductor
SLC7530S, SLC7649, SLC1049, SLR1050, SLR1065, SLR1070, SLR1075, SLR7010, SLC1175, SLR1190, SLC1480

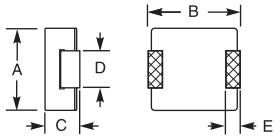

Dual conductor
SLC7530D

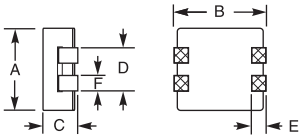

Dimensions (inches *mm*)

Series	A max	B max	C max	D	E	F
SLC1049	0.271 *6,88*	0.401 *10,20*	0.203 *5,16*	0.105 *2,67*	0.100 *2,54*	
SLC1175	0.301 *7,65*	0.433 *11,00*	0.283 *7,20*	0.083 *2,11*	0.095 *2,4*	
SLC1480	0.510 *12,95*	0.530 *13,46*	0.315 *8,00*	0.200 *5,08*	0.140 *3,56*	
SLC7530D	0.264 *6,70*	0.295 *7,50*	0.118 *3,00*	0.129 *3,27*	0.067 *1,7*	0.050 *1,27*
SLC7530S	0.264 *6,70*	0.295 *7,50*	0.118 *3,00*	0.118 *3,00*	0.067 *1,7*	
SLC7649	0.295 *7,49*	0.300 *7,62*	0.195 *4,96*	0.105 *2,67*	0.085 *2,16*	
SLR1050	0.276 *7,0*	0.402 *10,2*	0.195 *4,95*	0.099 *2,5*	0.060 *1,52*	
SLR1065	0.315 *8,0*	0.409 *10,4*	0.260 *6,6*	0.088 *2,24*	0.10 *2,54*	
SLR1070	0.315 *8,0*	0.409 *10,4*	0.276 *7,0*	0.088 *2,24*	0.10 *2,54*	
SLR1075	0.315 *8,0*	0.409 *10,4*	0.291 *7,4*	0.079 *2,0*	0.10 *2,54*	
SLR1190	0.406 *10,3*	0.441 *11,2*	0.354 *9,0*	0.079 *2,0*	0.098 *2,50*	
SLR7010	0.276 *7,o*	0.394 *10,0*	0.394 *10,0*	0.110 *2,8*	0.102 *2,6*	

Q200 125°

MVR High Current

Part number	Inductance ±20% (µH)	DCR ±8% (mOhms)	SRF (MHz)	Isat (A) 20% drop	Irms (A)	Height max (mm)
Low core loss						
MVR1251T-251MLC	0.25	0.925	160	35	25	5.1
MVR1251T-361MLC	0.36	0.925	140	24	24	5.1
MVR1251T-561MLC	0.56	0.925	110	13	25	5.1

MVR High Current



Part number	Inductance ±20% (µH)	DCR ±8% (mOhms)	SRF (MHz)	Isat (A) 20% drop	Irms (A)	Height max (mm)
Soft saturation						
MVR1247C-361MLC	0.36	0.925	120	36	24	4.7
MVR1255C-651MLC	0.65	1.50	115	24	19	5.5
MVR1261C-112MLC	1.10	1.95	95	20	20	6.1
MVR1271C-162MLC	1.65	2.53	55	17	20	7.1
MVR1278C-232MLC	2.30	3.08	50	16	17	7.8

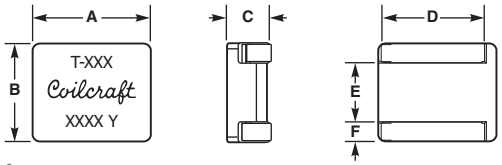

Dimensions (inches *mm*)

Series	A max	B max	C max	D	E	F
MVR1247	0.453 *11,50*	0.384 *9,75*	0.185 *4,70*	0.360 *9,14*	0.223 *5,67*	0.069 *1,75*
MVR1251	0.453 *11,50*	0.384 *9,75*	0.200 *5,10*	0.360 *9,14*	0.223 *5,67*	0.069 *1,75*
MVR1255	0.453 *11,50*	0.384 *9,75*	0.217 *5,50*	0.360 *9,14*	0.223 *5,67*	0.069 *1,75*
MVR1261	0.453 *11,50*	0.384 *9,75*	0.240 *6,10*	0.360 *9,14*	0.223 *5,67*	0.069 *1,75*
MVR1271	0.453 *11,50*	0.384 *9,75*	0.280 *7,10*	0.360 *9,14*	0.223 *5,67*	0.069 *1,75*
MVR1278	0.453 *11,50*	0.384 *9,75*	0.307 *7,80*	0.360 *9,14*	0.223 *5,67*	0.069 *1,75*

DS1608B Backlight

Part number	Inductance ±20% (mH)	DCR max (Ohms)	Insulation core-winding (MOhms)	SRF typ (MHz)	Irms (mA)
DS1608B-104MLC	0.10	0.95	>10	12	220
DS1608B-154MLC	0.15	1.4	>10	10	200
DS1608B-224MLC	0.22	1.7	>10	8	180
DS1608B-334MLC	0.33	2.2	>10	6	160
DS1608B-474MLC	0.47	3.8	>10	5	140
DS1608B-684MLC	0.68	4.9	>10	4	120
DS1608B-105MLC	1.0	9	>10	2	100
DS1608B-155MLC	1.5	11	>10	1	80
DS1608B-225MLC	2.2	19	>10	1	50
DS1608B-335MLC	3.3	24	>10	1	40
DS1608B-475MLC	4.7	30	>10	1	30
DS1608B-685MLC	6.8	56	>10	0.9	20
DS1608B-106MLC	10	74	>10	0.8	10

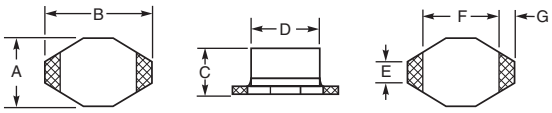

Dimensions (inches *mm*)

Series	A max	B max	C max	D ref	E	F	G
DS1608B	0.175 *4,45*	0.260 *6,60*	0.115 *2,92*	0.160 *4,06*	0.050 *1,27*	0.170 *4,32*	0.040 *1,02*

SPT Toroid

Part number	Inductance ±20% (µH)	DCR max (mOhms)	SRF typ (MHz)	Isat (A) 10% drop	Isat (A) 20% drop	Isat (A) 30% drop	Body size
Standard series							
SPT20L-112MLD	1.1	16.0	130	3.2	4.8	6.7	1
SPT38L-382MLD	3.8	9.3	61	4.0	6.1	8.2	3
SPT30L-522MLD	5.2	24.2	47	2.8	4.2	5.8	2
SPT20L-702MLD	7.0	95.0	37	1.2	1.8	2.5	1
SPT38L-752MLD	7.5	22.8	50	2.7	4.2	5.8	3
SPT44L-792MLD	7.9	16.2	26	3.5	5.4	7.3	4
SPT30L-123MLD	12	54.7	23.9	1.9	2.8	3.7	2
SPT44L-143MLD	14	23.6	15.6	2.8	4.1	5.7	4
SPT50L-163MLD	16	19.7	14.3	2.8	4.2	5.8	5
SPT38L-223MLD	22	63	18.1	1.5	2.3	3.1	3
SPT20L-233MLD	23	320	13.5	0.6	1.0	1.3	1
SPT50L-263MLD	26	32	11.2	2.3	3.4	4.6	5
SPT30L-353MLD	35	166	11.0	1.1	1.6	2.2	2
SPT44L-413MLD	41	85	8.30	1.6	2.3	3.1	4
SPT38L-733MLD	73	290	10.8	0.81	1.3	1.7	3
SPT50L-733MLD	73	133	4.56	1.4	2.0	2.7	5
SPT30L-174MLD	170	640	3.84	0.44	0.68	0.95	2
SPT38L-294MLD	290	657	2.87	0.41	0.64	0.90	3
SPT50L-564MLD	560	550	1.54	0.37	0.59	0.81	5
SPT38L-674MLD	670	1200	1.38	0.26	0.40	0.55	3
SPT44L-115MLD	1100	1908	1.35	0.25	0.41	0.57	4
SPT50L-205MLD	2000	1932	1.35	0.18	0.29	0.41	5
High current series							
SPT44H-282MLD	2.8	4.6	74	5.8	8.8	12.2	6
SPT44H-422MLD	4.2	6.6	61	5.0	7.8	10.9	6
SPT50H-652MLD	6.5	7.2	27.3	4.6	6.7	9.1	7
SPT50H-842MLD	8.4	8.5	22.8	4.3	6.4	8.5	7
SPT68H-113MLD	11	8.2	25.9	4.8	7.2	9.9	8
SPT68H-183MLD	18	12.5	12.0	3.9	5.7	7.7	8

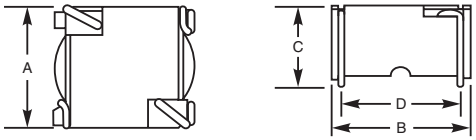

Dimensions (inches *mm*)

Body Size	A max	B max	C max	D cen
1	0.34 *8,64*	0.34 *8,64*	0.28 *7,00*	0.26 *6,60*
2	0.44 *11,05*	0.44 *11,18*	0.37 *9,50*	0.35 *8,89*
3	0.56 *14,22*	0.56 *14,35*	0.37 *9,50*	0.45 *11,43*
4	0.59 *14,99*	0.61 *15,62*	0.41 *10,50*	0.50 *12,70*
5	0.67 *17,02*	0.70 *17,78*	0.41 *10,50*	0.58 *14,73*
6	0.66 *16,89*	0.66 *16,89*	0.41 *10,50*	0.56 *14,22*
7	0.74 *18,80*	0.74 *18,80*	0.41 *10,50*	0.63 *16,00*
8	0.94 *23,88*	0.94 *23,88*	0.41 *10,50*	0.82 *20,83*

Unshielded SM Power Inductors

RoHS COMPLIANT

SPICE models Available on our web site

LPO3010 Power Wafer®

Part number	Inductance (µH)	DCR max (Ohms)	SRF typ (MHz)	Isat (A) 10% drop	Irms (A)
LPO3010-102NLC	1.0 ±30%	0.140	200	1.7	1.4
LPO3010-122NLC	1.2 ±30%	0.160	190	1.6	1.4
LPO3010-152NLC	1.5 ±30%	0.200	150	1.3	1.0
LPO3010-222NLC	2.2 ±30%	0.265	140	1.2	0.90
LPO3010-332NLC	3.3 ±30%	0.335	100	0.96	0.60
LPO3010-472NLC	4.7 ±30%	0.570	80	0.76	0.50
LPO3010-682NLC	6.8 ±30%	0.650	68	0.68	0.47
LPO3010-822NLC	8.2 ±30%	1.00	60	0.64	0.45
LPO3010-103MLC	10 ±20%	1.15	50	0.50	0.45
LPO3010-153MLC	15 ±20%	1.57	35	0.42	0.40
LPO3010-223MLC	22 ±20%	2.20	30	0.37	0.35
LPO3010-333MLC	33 ±20%	2.80	14	0.31	0.29
LPO3010-473MLC	47 ±20%	4.60	12	0.30	0.28

LPO3310 Power Wafer®

Part number	Inductance ±20% (µH)	DCR max (Ohms)	SRF typ (MHz)	Isat (A) 10% drop	Irms (A)
LPO3310-301MLC	0.30	0.040	420	2.8	2.8
LPO3310-471MLC	0.47	0.042	310	2.3	2.3
LPO3310-701MLC	0.70	0.068	200	1.9	1.9
LPO3310-102MLC	1.0	0.076	180	1.6	1.6
LPO3310-152MLC	1.5	0.12	153	1.4	1.4
LPO3310-222MLC	2.2	0.15	112	1.1	1.1
LPO3310-332MLC	3.3	0.20	91	0.95	0.95
LPO3310-472MLC	4.7	0.27	80	0.80	0.80
LPO3310-682MLC	6.8	0.36	68	0.66	0.66
LPO3310-822MLC	8.2	0.50	58	0.65	0.65
LPO3310-103MLC	10	0.52	52	0.57	0.57
LPO3310-153MLC	15	0.80	36	0.45	0.45
LPO3310-223MLC	22	1.20	34	0.37	0.37
LPO3310-333MLC	33	1.78	27	0.30	0.30
LPO3310-473MLC	47	2.15	22	0.25	0.25

DO3314 Power Wafer®

Q200 85°

Part number	Inductance ±20% (µH)	DCR max (Ohms)	SRF typ (MHz)	Isat (A) 10% drop	Irms (A)
DO3314-102MLC	1.0	0.11	160	2.10	1.70
DO3314-152MLC	1.5	0.14	140	2.00	1.40
DO3314-222MLC	2.2	0.20	90	1.60	1.30
DO3314-332MLC	3.3	0.26	80	1.40	1.20
DO3314-472MLC	4.7	0.32	60	1.20	1.10
DO3314-682MLC	6.8	0.44	45	0.92	0.80
DO3314-822MLC	8.2	0.47	45	0.90	0.75
DO3314-103MLC	10	0.52	40	0.80	0.75
DO3314-153MLC	15	0.86	30	0.68	0.65
DO3314-223MLC	22	1.20	20	0.56	0.50
DO3314-333MLC	33	1.62	15	0.51	0.40

LPO4812 Power Wafer®

Q200 85°

Part number	Inductance (µH)	DCR max (Ohms)	SRF typ (MHz)	Isat (A) 10% drop	Irms (A)
LPO4812-102MLC	1.0 ±20%	0.055	270	1.30	0.85
LPO4812-152MLC	1.5 ±20%	0.080	220	1.00	0.85
LPO4812-222MLC	2.2 ±20%	0.090	170	0.80	0.85
LPO4812-332MLC	3.2 ±20%	0.120	140	0.70	0.80
LPO4812-472MLC	4.7 ±20%	0.155	110	0.60	0.80
LPO4812-682MLC	6.8 ±20%	0.225	90	0.45	0.78
LPO4812-822MLC	8.2 ±20%	0.270	70	0.45	0.77
LPO4812-103KLC	10 ±10%	0.300	60	0.40	0.76
LPO4812-153KLC	15 ±10%	0.460	50	0.32	0.72
LPO4812-223KLC	22 ±10%	0.640	40	0.28	0.59
LPO4812-333KLC	33 ±10%	0.850	30	0.22	0.54
LPO4812-473KLC	47 ±10%	1.30	28	0.20	0.50
LPO4812-683KLC	68 ±10%	1.80	22	0.16	0.39
LPO4812-104KLC	100 ±10%	2.60	18	0.13	0.32
LPO4812-154KLC	150 ±10%	4.20	14	0.10	0.26
LPO4812-224KLC	220 ±10%	5.50	11	0.09	0.24

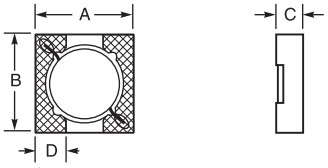

Dimensions (inches *mm*)

Series	A max	B max	C max	D
DO1605T	0.165 *4,20*	0.216 *5,50*	0.071 *1,80*	0.029 *0,74*
DO3314	0.138 *3,50*	0.138 *3,50*	0.055 *1,40*	0.040 *1,02*
LPO3010	0.126 *3,20*	0.126 *3,20*	0.043 *1,1*	0.035 *0,89*
LPO3310	0.138 *3,50*	0.138 *3,50*	0.044 *1,12*	0.040 *1,02*
LPO4812	0.190 *4,83*	0.181 *4,60*	0.047 *1,20*	0.031 *0,79*
LPO4815	0.190 *4,83*	0.181 *4,60*	0.059 *1,50*	0.031 *0,79*
LPO6013	0.236 *6,0*	0.220 *5,60*	0.051 *1,30*	0.040 *1,02*

LPO4815 Power Wafer®

Part number	Inductance (µH)	DCR max (Ohms)	SRF typ (MHz)	Isat (A) 10% drop	Irms (A)
LPO4815-102MLC	1.0 ±20%	0.036	230	1.6	1.9
LPO4815-152MLC	1.5 ±20%	0.085	200	1.5	1.7
LPO4815-222MLC	2.2 ±20%	0.088	150	1.1	1.5
LPO4815-332MLC	3.3 ±20%	0.12	115	0.90	1.3
LPO4815-392MLC	3.9 ±20%	0.13	105	0.86	1.2
LPO4815-472MLC	4.7 ±20%	0.15	95	0.77	1.1
LPO4815-682MLC	6.8 ±20%	0.18	72	0.65	1.0
LPO4815-822MLC	8.2 ±20%	0.22	65	0.58	0.90
LPO4815-103KLC	10 ±10%	0.23	60	0.50	0.85
LPO4815-123KLC	12 ±10%	0.31	50	0.45	0.80
LPO4815-153KLC	15 ±10%	0.36	45	0.42	0.75
LPO4815-223KLC	22 ±10%	0.48	35	0.36	0.70
LPO4815-333KLC	33 ±10%	0.71	30	0.28	0.65
LPO4815-393KLC	39 ±10%	0.83	25	0.26	0.60
LPO4815-473KLC	47 ±10%	1.20	25	0.22	0.55
LPO4815-683KLC	68 ±10%	1.40	20	0.20	0.45
LPO4815-104KLC	100 ±10%	2.15	15	0.15	0.36
LPO4815-154KLC	150 ±10%	3.15	12	0.13	0.30
LPO4815-224KLC	220 ±10%	4.30	10	0.11	0.27

LPO6013 Power Wafer®

Part number	Inductance (µH)	DCR max (Ohms)	SRF typ (MHz)	Isat (A) 10% drop	Irms (A)
LPO6013-102MLC	1.0 ±20%	0.06	200	1.9	1.5
LPO6013-152MLC	1.5 ±20%	0.07	200	1.6	1.4
LPO6013-222MLC	2.2 ±20%	0.08	150	1.3	1.3
LPO6013-332MLC	3.3 ±20%	0.11	110	1.1	1.3
LPO6013-392MLC	3.9 ±20%	0.13	100	1.0	1.2
LPO6013-472MLC	4.7 ±20%	0.15	90	0.90	1.2
LPO6013-682MLC	6.8 ±20%	0.20	70	0.70	1.2
LPO6013-822MLC	8.2 ±20%	0.22	65	0.70	1.0
LPO6013-103KLC	10 ±10%	0.30	60	0.60	1.0
LPO6013-153KLC	15 ±10%	0.38	47	0.55	0.85
LPO6013-223KLC	22 ±10%	0.52	37	0.45	0.80
LPO6013-333KLC	33 ±10%	0.73	30	0.40	0.74
LPO6013-393KLC	39 ±10%	0.96	28	0.35	0.67
LPO6013-473KLC	47 ±10%	1.0	25	0.30	0.60
LPO6013-683KLC	68 ±10%	1.7	21	0.28	0.49
LPO6013-104KLC	104 ±10%	3.2	17	0.22	0.35
LPO6013-154KLC	154 ±10%	4.3	14	0.19	0.30
LPO6013-224KLC	224 ±10%	5.8	10	0.15	0.26
LPO6013-334KLC	334 ±10%	7.0	8.0	0.13	0.23
LPO6013-474KLC	474 ±10%	10	7.0	0.10	0.20
LPO6013-684KLC	684 ±10%	14	5.6	0.09	0.18
LPO6013-105KLC	1000 ±10%	21	4.7	0.07	0.13

DO1605T Power Wafer®

Q200 85°

Part number	Inductance ±20% (µH)	DCR max (Ohms)	SRF typ (MHz)	Isat (A) 10% drop	Irms (A)
DO1605T-102MLC	1.0	0.04	230	2.5	2.3
DO1605T-152MLC	1.5	0.06	180	2.2	2.1
DO1605T-222MLC	2.2	0.07	140	1.8	1.7
DO1605T-332MLC	3.3	0.12	110	1.4	1.3
DO1605T-472MLC	4.7	0.15	100	1.2	1.1
DO1605T-682MLC	6.8	0.20	80	1.1	1.0
DO1605T-822MLC	8.2	0.23	70	1.0	0.95
DO1605T-103MLC	10	0.27	60	1.0	0.90
DO1605T-153MLC	15	0.35	45	0.8	0.70
DO1605T-223MLC	22	0.54	35	0.6	0.50
DO1605T-333MLC	33	0.74	30	0.5	0.45
DO1605T-473MLC	47	1.1	22	0.45	0.40
DO1605T-683MLC	68	1.6	20	0.35	0.35
DO1605T-104MLC	100	2.3	15	0.30	0.30
DO1605T-154MLC	150	3.5	10	0.25	0.25
DO1605T-224MLC	220	5.7	9	0.20	0.18
DO1605T-334MLC	330	8.2	8	0.16	0.16
DO1605T-474MLC	470	10.8	7	0.14	0.12
DO1605T-684MLC	680	17.2	5	0.12	0.10
DO1605T-105MLC	1000	22.6	4	0.08	0.08

LPO6610 Power Wafer®

Q200 85°

Part number	Inductance ±20% (µH)	DCR max (Ohms)	SRF typ (MHz)	Isat (A) 10% drop	Irms (A)
LPO6610-122MLC	1.2	0.08	190	2.1	1.7
LPO6610-152MLC	1.5	0.10	140	1.9	1.5
LPO6610-222MLC	2.2	0.12	115	1.6	1.4
LPO6610-332MLC	3.3	0.16	90	1.3	1.2
LPO6610-472MLC	4.7	0.20	88	1.1	1.1
LPO6610-682MLC	6.8	0.32	66	0.90	0.85
LPO6610-103MLC	10	0.41	55	0.80	0.75
LPO6610-153MLC	15	0.55	42	0.65	0.60
LPO6610-223MLC	22	0.85	38	0.50	0.52
LPO6610-333MLC	33	1.3	29	0.40	0.42
LPO6610-473MLC	47	1.8	22	0.35	0.36
LPO6610-683MLC	68	2.5	18	0.30	0.30
LPO6610-104MLC	100	3.5	14	0.25	0.26
LPO6610-154MLC	150	5.0	12	0.18	0.21
LPO6610-224MLC	220	7.0	10	0.16	0.18
LPO6610-334MLC	330	15.0	8	0.13	0.13

DO1606T Power Wafer®

Q200 85°

Part number	Inductance ±20% (µH)	DCR max (Ohms)	SRF typ (MHz)	Isat (A) 10% drop	Irms (A)
DO1606T-102MLC	1.0	0.04	230	2.5	2.3
DO1606T-152MLC	1.5	0.06	180	2.2	2.1
DO1606T-222MLC	2.2	0.07	140	1.8	1.7
DO1606T-332MLC	3.3	0.12	110	1.4	1.3
DO1606T-472MLC	4.7	0.15	100	1.2	1.1
DO1606T-682MLC	6.8	0.20	80	1.1	1.0
DO1606T-822MLC	8.2	0.23	70	1.0	0.95
DO1606T-103MLC	10	0.30	60	1.0	0.90
DO1606T-153MLC	15	0.40	45	0.8	0.70
DO1606T-223MLC	22	0.54	35	0.6	0.50
DO1606T-333MLC	33	0.74	30	0.5	0.45
DO1606T-473MLC	47	1.1	22	0.45	0.40
DO1606T-683MLC	68	1.6	20	0.35	0.35
DO1606T-104MLC	100	2.3	15	0.30	0.30
DO1606T-154MLC	150	3.5	10	0.25	0.25
DO1606T-224MLC	220	5.7	9	0.20	0.18
DO1606T-334MLC	330	8.2	8	0.16	0.16
DO1606T-474MLC	470	10.8	7	0.14	0.12
DO1606T-684MLC	680	17.2	5	0.12	0.10
DO1606T-105MLC	1000	22.6	4	0.08	0.08

LPO2506 Power Wafer®

Q200 85°

In-board style part number	On-board style part number	Inductance ±20% (µH)	DCR max (Ohms)	SRF typ (MHz)	Isat (A) 10% drop	Irms (A)
LPO2506I-472LC	LPO2506O-472LC	4.7	0.145	90	1.6	1.9
LPO2506I-682LC	LPO2506O-682LC	6.8	0.165	75	1.3	1.7
LPO2506I-822LC	LPO2506O-822LC	8.2	0.200	65	1.0	1.5
LPO2506I-103LC	LPO2506O-103LC	10	0.240	60	1.0	1.5
LPO2506I-153LC	LPO2506O-153LC	15	0.300	45	0.90	1.3
LPO2506I-223LC	LPO2506O-223LC	22	0.420	35	0.70	1.0
LPO2506I-333LC	LPO2506O-333LC	33	0.550	30	0.60	0.90
LPO2506I-473LC	LPO2506O-473LC	47	0.765	22	0.50	0.70
LPO2506I-683LC	LPO2506O-683LC	68	1.10	20	0.40	0.60
LPO2506I-104LC	LPO2506O-104LC	100	1.60	15	0.30	0.50
LPO2506I-154LC	LPO2506O-154LC	150	2.50	12	0.25	0.40
LPO2506I-224LC	LPO2506O-224LC	220	3.65	10	0.22	0.32
LPO2506I-334LC	LPO2506O-334LC	330	4.65	8.0	0.18	0.28
LPO2506I-474LC	LPO2506O-474LC	470	6.75	6.5	0.14	0.24
LPO2506I-684LC	LPO2506O-684LC	680	9.15	5.5	0.12	0.20
LPO2506I-105LC	LPO2506O-105LC	1000	14.2	4.5	0.10	0.16

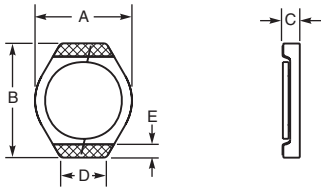

Dimensions (inches *mm*)

Series	A max	B max	C max	D	E
DO1606T	0.210 *5,30*	0.260 *6,60*	0.079 *2,00*	0.080 *2,00*	0.029 *0,74*
LPO2506I	0.310 7,24	0.360 *9,14*	0.061 *1,55*	0.190 *4,83*	0.030 *0,76*
LPO2506O	0.310 7,24	0.360 *9,14*	0.065 *1,65*	0.190 *4,83*	0.030 *0,76*
LPO6610	0.216 *5,50*	0.260 *6,60*	0.040 *1,00*	0.100 *2,54*	0.029 *0,75*

ME3215

Part number	Inductance (µH)	DCR max (Ohms)	SRF typ (MHz)	Isat (A) 10% drop	Isat (A) 20% drop	Isat (A) 30% drop	Irms (A) 20°C rise	Irms (A) 40°C rise
ME3215-102MLC	1.0±20%	0.058	100	2.32	2.62	2.80	1.70	2.30
ME3215-222MLC	2.2±20%	0.107	64	1.62	1.84	2.00	1.30	1.70
ME3215-332MLC	3.3±20%	0.170	55	1.22	1.40	1.50	1.05	1.45
ME3215-472MLC	4.7±20%	0.245	43	1.06	1.20	1.30	0.83	1.14
ME3215-103KLC	10±10%	0.505	26	0.71	0.81	0.85	0.60	0.79
ME3215-153KLC	15±10%	0.773	26	0.58	0.65	0.70	0.48	0.65
ME3215-223KLC	22±10%	1.00	19	0.50	0.57	0.61	0.42	0.56
ME3215-333KLC	33±10%	1.48	17	0.42	0.47	0.51	0.35	0.48
ME3215-473KLC	47±10%	2.33	15	0.33	0.38	0.41	0.35	0.48
ME3215-683KLC	68±10%	3.40	12	0.28	0.31	0.34	0.24	0.32
ME3215-104KLC	100±10%	4.67	10	0.23	0.26	0.27	0.18	0.25

ME3220

Part number	Inductance (µH)	DCR max (Ohms)	SRF typ (MHz)	Isat (A) 10% drop	Isat (A) 20% drop	Isat (A) 30% drop	Irms (A) 20°C rise	Irms (A) 40°C rise
ME3220-102MLC	1.0±20%	0.058	170.7	2.7	3.0	3.2	2.0	2.6
ME3220-152MLC	1.5±20%	0.068	138.0	2.2	2.5	2.7	1.6	2.2
ME3220-222MLC	2.2±20%	0.104	92.6	1.8	2.1	2.2	1.5	2.0
ME3220-332MLC	3.3±20%	0.138	75.6	1.5	1.6	1.7	1.4	1.6
ME3220-472MLC	4.7±20%	0.190	58.2	1.2	1.4	1.5	1.0	1.3
ME3220-562MLC	5.6±20%	0.200	52.5	1.1	1.3	1.4	1.0	1.3
ME3220-682MLC	6.8±20%	0.270	46.2	1.0	1.1	1.2	0.88	1.1
ME3220-822MLC	8.2±20%	0.290	45.2	0.98	1.0	1.1	0.80	1.0
ME3220-103KLC	10±10%	0.434	39.9	0.78	1.0	1.1	0.63	0.87
ME3220-123KLC	12±10%	0.470	37.5	0.76	0.88	0.98	0.61	0.84
ME3220-153KLC	15±10%	0.520	32.5	0.70	0.80	0.90	0.58	0.83
ME3220-183KLC	18±10%	0.696	31.7	0.66	0.75	0.80	0.49	0.70
ME3220-223KLC	22±10%	0.787	29.4	0.59	0.67	0.71	0.47	0.64
ME3220-273KLC	27±10%	1.19	26.1	0.56	0.63	0.67	0.40	0.54
ME3220-333KLC	33±10%	1.27	23.0	0.50	0.57	0.60	0.39	0.53
ME3220-393KLC	39±10%	1.38	22.6	0.45	0.51	0.54	0.34	0.47
ME3220-473KLC	47±10%	1.80	20.7	0.40	0.46	0.49	0.30	0.45
ME3220-563KLC	56±10%	2.10	20.3	0.37	0.42	0.45	0.27	0.43
ME3220-683KLC	68±10%	2.30	16.3	0.34	0.38	0.41	0.26	0.38
ME3220-823KLC	82±10%	3.00	13.7	0.30	0.34	0.36	0.25	0.34
ME3220-104KLC	100±10%	3.50	13.3	0.28	0.32	0.34	0.24	0.32

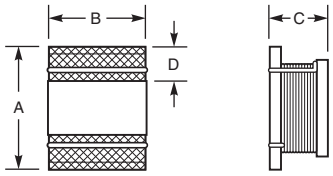

Dimensions (inches *mm*)

Series	A max	B max	C max	D
ME3215	0.138 *3,5*	0.110 *2,8*	0.067 *1,70*	0.035 *0,90*
ME3220	0.138 *3,5*	0.110 *2,8*	0.095 *2,40*	0.043 *1,1*

SD43

Part number	Inductance (µH)	DCR max (Ohms)	SRF typ (MHz)	Isat (A) 10% drop	Isat (A) 20% drop	Isat (A) 30% drop	Irms (A) 20°C rise	Irms (A) 40°C rise
SD43-102MLC	1.0±20%	0.033	100	5.5	6.1	6.5	3.4	5.8
SD43-142MLC	1.4±20%	0.038	90	4.8	5.5	5.9	3.1	5.8
SD43-182MLC	1.8±20%	0.042	80	4.1	4.6	5.1	2.7	4.6
SD43-222MLC	2.2±20%	0.047	65	3.6	4.1	4.4	2.3	3.8
SD43-272MLC	2.7±20%	0.052	60	3.4	3.8	4.1	2.2	3.7
SD43-332MLC	3.3±20%	0.058	50	2.9	3.3	3.5	2.1	3.3
SD43-392MLC	3.9±20%	0.076	47	2.6	3.0	3.2	1.9	3.0
SD43-472MLC	4.7±20%	0.094	45	2.4	2.8	3.0	1.9	2.9
SD43-562MLC	5.6±20%	0.101	40	2.2	2.5	2.7	1.6	2.8
SD43-682MLC	6.8±20%	0.110	35	2.0	2.3	2.5	1.5	2.5
SD43-822MLC	8.2±20%	0.132	30	1.83	2.1	2.2	1.4	2.2
SD43-103MLC	10.0±20%	0.182	28	1.70	1.95	2.1	1.3	2.2
SD43-123MLC	12.0±20%	0.210	24	1.53	1.75	1.90	1.1	1.8
SD43-153MLC	15.0±20%	0.235	22	1.33	1.58	1.73	1.0	1.7
SD43-183MLC	18.0±20%	0.338	19	1.25	1.43	1.58	0.89	1.5
SD43-223MLC	22.0±20%	0.378	17	1.15	1.32	1.43	0.85	1.4
SD43-273MLC	27.0±20%	0.522	16	1.00	1.14	1.26	0.73	1.1
SD43-333KLC	33.0±10%	0.540	14	0.90	1.05	1.14	0.62	0.90
SD43-393KLC	39.0±10%	0.587	13	0.84	0.97	1.07	0.61	0.90
SD43-473KLC	47.0±10%	0.844	12	0.77	0.87	0.93	0.53	0.86
SD43-563KLC	56.0±10%	0.937	11	0.72	0.80	0.86	0.51	0.70
SD43-683KLC	68.0±10%	1.117	10	0.65	0.72	0.77	0.43	0.60

SD54

Part number	Inductance (µH)	DCR (Ohms) nom	DCR (Ohms) max	SRF typ (MHz)	Isat (A) 10% drop	Isat (A) 20% drop	Isat (A) 30% drop	Irms (A) 20°C rise	Irms (A) 40°C rise
SD54-103MLC	10±20%	0.072	0.079	28	2.0	2.3	2.4	1.7	2.3
SD54-123MLC	12±20%	0.080	0.088	26	1.8	2.0	2.2	1.6	2.2
SD54-153MLC	15±20%	0.094	0.103	23	1.5	1.8	1.9	1.5	2.1
SD54-183MLC	18±20%	0.103	0.113	21	1.4	1.6	1.8	1.4	2.0
SD54-223MLC	22±20%	0.119	0.130	19	1.3	1.5	1.6	1.3	1.8
SD54-273MLC	27±20%	0.134	0.147	18	1.2	1.4	1.4	1.2	1.7
SD54-333MLC	33±20%	0.150	0.165	16	1.1	1.2	1.3	1.2	1.6
SD54-393MLC	39±20%	0.195	0.214	13	1.0	1.1	1.2	1.0	1.4
SD54-473MLC	47±20%	0.222	0.244	12	0.92	1.0	1.1	0.97	1.3
SD54-563KLC	56±10%	0.251	0.276	11	0.83	0.96	1.0	0.92	1.3
SD54-683KLC	68±10%	0.335	0.368	9.3	0.76	0.88	0.95	0.80	1.1
SD54-823KLC	82±10%	0.379	0.416	8.4	0.69	0.80	0.85	0.74	1.1
SD54-104KLC	100±10%	0.503	0.553	7.4	0.62	0.72	0.77	0.64	0.88
SD54-124KLC	120±10%	0.579	0.636	7.0	0.56	0.66	0.71	0.58	0.80
SD54-154KLC	150±10%	0.654	0.719	6.3	0.51	0.60	0.64	0.57	0.77
SD54-184KLC	180±10%	0.874	0.961	5.5	0.46	0.53	0.57	0.49	0.67
SD54-224KLC	220±10%	0.996	1.095	5.0	0.43	0.50	0.54	0.47	0.66

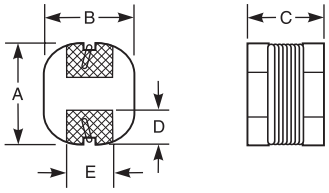

Dimensions (inches *mm*)

Series	A max	B max	C max	D	E
SD43	0.185 *4,7*	0.165 *4,2*	0.136 *3,45*	0.063 *1,60*	0.051 *1,30*
SD54	0.236 *6,0*	0.222 *5,63*	0.197 *5,0*	0.090 *2,29*	0.105 *2,67*

DO1608C

Q200 85°

Part number	Inductance ±20% (µH)	DCR max (Ohms)	SRF typ (MHz)	Isat (A) 10% drop	Irms (A) 20° rise	Irms (A) 40° rise
DO1608C-102MLC	1.0	0.05	130	2.90	1.90	2.70
DO1608C-152MLC	1.5	0.06	115	2.60	1.90	2.65
DO1608C-222MLC	2.2	0.07	100	2.30	1.85	2.55
DO1608C-272MLC	2.7	0.08	75	2.10	1.80	2.45
DO1608C-332MLC	3.3	0.08	70	2.00	1.60	2.20
DO1608C-472MLC	4.7	0.09	50	1.50	1.40	1.90
DO1608C-682MLC	6.8	0.13	45	1.20	1.20	1.60
DO1608C-822MLC	8.2	0.16	40	1.15	1.10	1.55
DO1608C-103MLC	10	0.16	35	1.10	1.10	1.50
DO1608C-153MLC	15	0.23	30	0.90	0.90	1.25
DO1608C-223MLC	22	0.37	20	0.70	0.75	0.95
DO1608C-333MLC	33	0.51	15	0.58	0.60	0.80
DO1608C-473MLC	47	0.64	14	0.50	0.52	0.70
DO1608C-683MLC	68	0.86	11	0.40	0.44	0.60
DO1608C-104MLC	100	1.27	9.0	0.31	0.37	0.50
DO1608C-154MLC	150	2.00	6.0	0.27	0.28	0.39
DO1608C-224MLC	220	3.11	5.5	0.22	0.23	0.31
DO1608C-334MLC	330	3.80	5.0	0.18	0.22	0.30
DO1608C-474MLC	470	5.06	4.0	0.16	0.20	0.26
DO1608C-684MLC	680	9.20	3.0	0.14	0.14	0.19
DO1608C-105MLC	1000	13.8	2.0	0.10	0.11	0.15

DO3308P Low Profile

Part number	Inductance (µH)	Percent tolerance*	DCR max (Ohms)	SRF typ (MHz)	Isat (A) 10% drop	Irms (A)
DO3308P-472_LD	4.7	**20**,10	0.036	50	4.2	3.2
DO3308P-682_LD	6.8	**20**,10	0.060	47	3.9	2.6
DO3308P-103_LD	10	**20**,10	0.085	35	2.7	2.3
DO3308P-153_LD	15	**20**,10	0.12	33	2.3	1.9
DO3308P-223_LD	22	**20**,10	0.18	25	1.8	1.5
DO3308P-333_LD	33	**20**,10	0.25	19	1.6	1.2
DO3308P-473_LD	47	**20**,10	0.32	14	1.3	1.0
DO3308P-683_LD	68	**20**,10	0.54	12	1.1	0.90
DO3308P-104_LD	100	**20**,10	0.69	10	0.87	0.73
DO3308P-154_LD	150	**20**,10	0.94	8.0	0.74	0.62
DO3308P-224_LD	220	**20**,10	1.60	6.0	0.56	0.51
DO3308P-334_LD	330	**20**,10	2.15	5.0	0.50	0.40
DO3308P-474_LD	470	**20**,10	3.30	4.0	0.40	0.33
DO3308P-684_LD	680	**20**,10	4.40	3.0	0.33	0.28
DO3308P-105_LD	1000	**20**,10	7.00	2.5	0.29	0.23

* Bold numbers indicate tolerances carried in stock. When ordering, please replace underscore in part number with the proper tolerance code: K = 10%, M = 20%. (e.g. DO3308P-105**K**LD for a 10% tolerance part.)

DO3316P

Part number	Inductance (µH)	Percent tolerance*	DCR max (Ohms)	SRF typ (MHz)	Isat (A) 10% drop	Irms (A)
DO3316P-102MLD	1.0	**20**	0.009	100	9.0	6.8
DO3316P-152MLD	1.5	**20**	0.010	90	8.0	6.4
DO3316P-222_LD	2.2	**20**,10	0.012	80	7.0	6.1
DO3316P-332_LD	3.3	**20**,10	0.015	65	6.4	5.4
DO3316P-472_LD	4.7	**20**,10	0.018	45	5.4	4.8
DO3316P-682_LD	6.8	**20**,10	0.027	38	4.6	4.4
DO3316P-103_LD	10	**20**,10	0.038	30	3.8	3.9
DO3316P-153_LD	15	**20**,10	0.046	27	3.0	3.1
DO3316P-223_LD	22	**20**,10	0.085	19	2.6	2.7
DO3316P-333_LD	33	**20**,10	0.10	15	2.0	2.1
DO3316P-473_LD	47	**20**,10	0.14	12	1.6	1.8
DO3316P-683_LD	68	**20**,10	0.20	10	1.4	1.5
DO3316P-104_LD	100	**20**,10	0.28	9	1.2	1.3
DO3316P-154_LD	150	**20**,10	0.40	6	1.0	1.0
DO3316P-224_LD	220	**20**,10	0.61	5	0.8	0.80
DO3316P-334_LD	330	**20**,10	1.02	4.5	0.60	0.60
DO3316P-474_LD	470	**20**,10	1.27	3.5	0.50	0.50
DO3316P-684_LD	680	**20**,10	2.02	2.5	0.40	0.40
DO3316P-105_LD	1000	**20**,10	3.00	2.0	0.30	0.30
DO3316P-155_LD	1500	**20**,10	4.49	1.7	0.29	0.27
DO3316P-335_LD	3300	**20**,10	8.97	1.1	0.19	0.17

DO3316T High Temp

Q200 125°

Part number	Inductance (µH)	Percent tolerance*	DCR max (Ohms)	SRF typ (MHz)	Isat (A) 10% drop	Irms (A)
DO3316T-331MLD	0.33	**20**	0.002	200	20	16
DO3316T-681MLD	0.68	**20**	0.005	200	13	12
DO3316T-102MLD	1.0	**20**	0.006	100	11	10
DO3316T-152MLD	1.5	**20**	0.008	90	9.0	9.0
DO3316T-222_LD	2.2	**20**,10	0.011	90	7.8	7.4
DO3316T-272_LD	2.7	**20**,10	0.012	65	7.0	6.6
DO3316T-332_LD	3.3	**20**,10	0.014	60	6.4	5.9
DO3316T-392_LD	3.9	**20**,10	0.015	50	5.9	5.3
DO3316T-472_LD	4.7	**20**,10	0.018	50	5.4	4.8
DO3316T-562_LD	5.6	**20**,10	0.021	45	4.7	4.65
DO3316T-682_LD	6.8	**20**,10	0.024	43	4.4	4.40
DO3316T-822_LD	8.2	**20**,10	0.032	34	4.0	4.15
DO3316T-103_LD	10	**20**,10	0.034	31	3.9	3.90
DO3316T-123_LD	12	**20**,10	0.036	27	3.4	3.50
DO3316T-153_LD	15	**20**,10	0.045	25	3.1	3.10
DO3316T-183_LD	18	**20**,10	0.050	22	2.8	2.90
DO3316T-223_LD	22	**20**,10	0.070	18	2.5	2.70
DO3316T-273_LD	27	**20**,10	0.085	18	2.3	2.30
DO3316T-333_LD	33	**20**,10	0.100	17	2.0	2.10
DO3316T-393_LD	39	**20**,10	0.120	15	1.8	1.95
DO3316T-473_LD	47	**20**,10	0.150	14	1.65	1.80
DO3316T-563_LD	56	**20**,10	0.165	12	1.45	1.65
DO3316T-683_LD	68	**20**,10	0.220	11	1.40	1.50
DO3316T-823_LD	82	**20**,10	0.250	10	1.30	1.40
DO3316T-104_LD	100	**20**,10	0.280	9.0	1.20	1.30
DO3316T-124_LD	120	**20**,10	0.400	8.0	1.00	1.00
DO3316T-154_LD	150	**20**,10	0.460	6.0	0.90	0.90
DO3316T-184_LD	180	**20**,10	0.520	6.0	0.85	0.85
DO3316T-224_LD	220	**20**,10	0.700	5.0	0.80	0.80
DO3316T-274_LD	270	**20**,10	0.800	5.0	0.75	0.70
DO3316T-334_LD	330	**20**,10	1.07	4.5	0.60	0.60
DO3316T-394_LD	390	**20**,10	1.14	4.0	0.62	0.55
DO3316T-474_LD	470	**20**,10	1.27	3.5	0.50	0.50

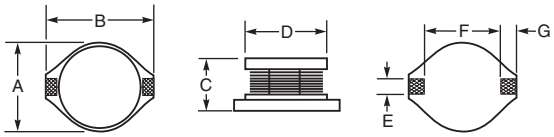

Dimensions (inches *mm*)

Series	A max	B max	C	D	E	F	G
DO1608C	0.175 *4,45*	0.260 *6,60*	0.115 *2,92*	0.155 *3,94*	0.050 *1,27*	0.170 *4,32*	0.040 *1,02*
DO3308P	0.370 *9,40*	0.510 *12,95*	0.118 *3,00*	0.330 *8,38*	0.100 *2,54*	0.300 *7,62*	0.100 *2,54*
DO3316P	0.370 *9,40*	0.510 *12,95*	0.205 *5,21*	0.330 *8,38*	0.100 *2,54*	0.300 *7,62*	0.100 *2,54*
DO3316T	0.390 *9,91*	0.510 *12,95*	0.250 *6,35*	0.330 *8,38*	0.160 *4,06*	0.400 *10,16*	0.060 *1,52*

DO1607B Backlight

Q200 85°

Part number	Inductance ±20% (mH)	DCR max (Ohms)	Insulation core-winding (MOhms)	Isat (mA) 10% drop	Irms (mA)
DO1607B-105MLC	1.0	19	>10	100	150
DO1607B-155MLC	1.5	21	>10	75	140
DO1607B-225MLC	2.2	42	>10	60	100
DO1607B-335MLC	3.3	52	>10	50	90
DO1607B-475MLC	4.7	80	>10	45	75
DO1607B-685MLC	6.8	125	>10	40	60

DO1813H High Current

Q200 85°

Part number	Inductance ref (µH)	Inductance ±20% (µH)	DCR max (Ohms)	SRF typ (MHz)	Isat (A) 30% drop	Irms (A)
DO1813H-181MLD	0.18	0.18	0.003	800	14.0	10.0
DO1813H-331MLD	0.33	0.33	0.004	600	10.0	7.0
DO1813H-561MLD	0.56	0.56	0.010	200	7.7	6.0
DO1813H-122MLD	1.2	1.15	0.017	140	5.3	4.4
DO1813H-222MLD	2.2	2.06	0.035	100	3.5	3.1
DO1813H-332MLD	3.3	3.20	0.040	80	3.0	2.7
DO1813H-472MLD	4.7	4.70	0.054	50	2.6	2.2
DO1813H-682MLD	6.8	6.80	0.080	45	2.2	1.8
DO1813H-822MLD	8.2	8.20	0.092	42	2.0	1.6
DO1813H-103MLD	10	9.55	0.110	40	1.9	1.5
DO1813H-153MLD	15	15.3	0.17	30	1.5	1.2
DO1813H-223MLD	22	22.6	0.25	25	1.2	1.0
DO1813H-333MLD	33	32.5	0.35	20	0.99	0.82
DO1813H-473MLD	47	48.1	0.47	15	0.87	0.72

DO3316H High Current

Q200 85°

Part number	Inductance ±20% (µH)	Percent tolerance*	DCR max (Ohms)	SRF typ (MHz)	Isat (A) 10% drop	Irms (A)
DO3316H-121MLD	0.12	**20**	0.0015	200	28.0	17.0
DO3316H-331MLD	0.33	**20**	0.002	200	20.0	16.0
DO3316H-681MLD	0.68	**20**	0.005	200	13.0	12.0
DO3316H-102MLD	1.0	**20**	0.006	100	11.0	10.0
DO3316H-152MLD	1.5	**20**	0.008	90	9.0	9.0
DO3316H-222_LD	2.2	**20**,10	0.011	80	7.8	7.4
DO3316H-272_LD	2.7	**20**,10	0.012	65	7.0	6.6
DO3316H-332_LD	3.3	**20**,10	0.014	60	6.4	5.9
DO3316H-392_LD	3.9	**20**,10	0.015	50	5.9	5.3
DO3316H-472_LD	4.7	**20**,10	0.018	45	5.4	4.8

* Bold numbers indicate tolerances carried in stock. When ordering, please replace underscore in part number with the proper tolerance code: K = 10%, M = 20%. (e.g. DO5022P-683**K**LD for a 10% tolerance part.)

DO3340H

NEW!

Q200 125°

Part number	Inductance (µH)	DCR max (mOhms)	SRF typ (MHz)	Isat (A) 10% drop	Irms (A) 20° rise	Irms (A) 40° rise
DO3340H-271NLD	0.27±30%	2.5	410	54.0	20.0	30.0
DO3340H-471NLD	0.47±30%	3.0	210	43.0	15.0	22.5
DO3340H-102MLD	1.0±20%	6.5	130	25.0	10.7	16.0
DO3340H-152MLD	1.5±20%	7.0	100	21.5	9.70	14.5
DO3340H-222MLD	2.2±20%	8.0	82	19.0	8.80	13.2
DO3340H-272MLD	2.7±20%	12	68	16.4	7.40	11.1
DO3340H-332MLD	3.3±20%	15	60	15.3	6.20	9.30
DO3340H-392MLD	3.9±20%	17	57	14.1	5.60	8.40
DO3340H-472MLD	4.7±20%	19	47	13.1	5.10	7.60
DO3340H-562MLD	5.6±20%	22	42	12.3	4.60	6.90
DO3340H-682MLD	6.8±20%	24	37	11.2	3.85	5.77
DO3340H-822MLD	8.2±20%	26	28	10.0	3.50	5.25
DO3340H-103MLD	10±20%	31	24	9.20	3.20	4.80
DO3340H-123MLD	12±20%	36	19	8.20	2.90	4.35
DO3340H-153MLD	15±20%	41	15.0	7.80	2.70	4.05
DO3340H-183MLD	18±20%	44	15.0	7.30	2.60	3.90
DO3340H-223MLD	22±20%	52	14.0	6.50	2.40	3.60
DO3340H-273MLD	27±20%	73	12.6	5.80	2.30	3.45
DO3340H-333KLD	33±10%	80	12.4	5.50	2.00	3.00
DO3340H-393KLD	39±10%	95	9.8	5.00	1.80	2.70
DO3340H-473KLD	47±10%	100	9.0	4.60	1.50	2.25
DO3340H-563KLD	56±10%	135	7.8	4.20	1.40	2.10
DO3340H-683KLD	68±10%	145	7.4	3.90	1.20	1.80
DO3340H-823KLD	82±10%	162	5.9	3.50	1.20	1.80
DO3340H-104KLD	100±10%	187	6.0	3.20	1.20	1.80
DO3340H-124KLD	120±10%	240	5.0	2.90	1.00	1.50
DO3340H-154KLD	150±10%	280	4.7	2.60	0.90	1.35
DO3340H-184KLD	180±10%	320	4.5	2.50	0.80	1.20
DO3340H-224KLD	220±10%	375	4.0	2.30	0.70	1.05
DO3340H-274KLD	270±10%	475	3.7	2.00	0.65	0.97
DO3340H-334KLD	330±10%	570	3.2	1.80	0.60	0.90
DO3340H-394KLD	390±10%	685	2.9	1.70	0.55	0.82
DO3340H-474KLD	470±10%	795	2.6	1.50	0.30	0.45
DO3340H-564KLD	560±10%	910	2.3	1.40	0.30	0.45
DO3340H-684KLD	680±10%	1200	2.0	1.25	0.30	0.45
DO3340H-824KLD	820±10%	1350	1.8	1.15	0.25	0.37
DO3340H-105KLD	1000±10%	1620	1.5	1.00	0.20	0.30

DO3340P High Current

Part number	Inductance ±20% (µH)	DCR max (Ohms)	SRF typ (MHz)	Isat (A) 10% drop	Irms (A)
DO3340P-103MLD	10	0.040	35	8.0	3.5
DO3340P-153MLD	15	0.050	18	7.0	3.0
DO3340P-223MLD	22	0.066	13	5.5	2.5
DO3340P-333MLD	33	0.080	11	4.0	2.0
DO3340P-473MLD	47	0.11	9.0	3.8	1.6
DO3340P-683MLD	68	0.17	7.0	3.0	1.2
DO3340P-104MLD	100	0.22	5.5	2.5	1.2
DO3340P-154MLD	150	0.34	4.5	2.0	0.9
DO3340P-224MLD	220	0.44	3.5	1.6	0.7
DO3340P-334MLD	330	0.70	3.0	1.2	0.6
DO3340P-474MLD	470	0.95	2.5	1.0	0.3
DO3340P-684MLD	680	1.15	2.0	1.0	0.2
DO3340P-105MLD	1000	2.0	1.5	0.8	0.1

DO5010H High Current

Q200 85°

Part number	Inductance ±20% (µH)	DCR max (mOhms)	SRF typ (MHz)	Isat (A) 10% drop	Irms (A)
DO5010H-781MLD	0.78	2.6	156	30	15
DO5010H-152MLD	1.5	4.0	100	25	15
DO5010H-222MLD	2.2	6.1	75	20	12
DO5010H-332MLD	3.3	8.6	60	17	10
DO5010H-392MLD	3.9	10	55	15	9.0
DO5010H-472MLD	4.7	14	40	13	8.4
DO5010H-602MLD	6.0	17	35	12	7.5
DO5010H-782MLD	7.8	18	35	11	7.5
DO5010H-103MLD	10	26	28	10	6.0
DO5010H-123MLD	12	28	26	8.5	5.2
DO5010H-153MLD	15	32	20	8	4.4
DO5010H-223MLD	22	47	20	7.0	3.5
DO5010H-333MLD	33	66	15	5.5	3.0
DO5010H-473MLD	47	86	9.0	4.5	2.6
DO5010H-683MLD	68	130	8.0	3.5	2.3
DO5010H-104MLD	100	190	7.0	3.0	1.8
DO5010H-154MLD	150	250	6.0	2.6	1.5
DO5010H-224MLD	220	380	5.0	2.4	1.2
DO5010H-334MLD	330	560	4.0	1.9	1.0
DO5010H-474MLD	470	850	3.0	1.4	0.82
DO5010H-684MLD	680	1100	2.5	1.2	0.72
DO5010H-105MLD	1000	1800	2.0	1.0	0.56



DO5040H High Current

Q200 85°

Part number	Inductance (µH)	DCR max (mOhms)	SRF typ (MHz)	Isat (A) 10% drop	Irms (A)
DO5040H-282MLD	2.8 ±20%	5.2	65	33.4	12.1
DO5040H-392MLD	3.9 ±20%	6.0	40	26.8	11.2
DO5040H-682MLD	6.8 ±20%	9.0	30	22.5	9.6
DO5040H-103MLD	10 ±20%	11	22	17.8	8.6
DO5040H-123MLD	12 ±20%	13	21	15.9	7.4
DO5040H-153MLD	15 ±20%	20	18	13.8	6.5
DO5040H-183MLD	18 ±20%	22	14	13.2	6.0
DO5040H-223MLD	22 ±20%	24	13	11.8	5.7
DO5040H-333MLD	33 ±20%	37	10	9.6	4.5
DO5040H-473MLD	47 ±20%	52	8.0	7.8	3.7
DO5040H-683MLD	68 ±20%	67	7.0	6.7	3.4
DO5040H-104MLD	100 ±20%	115	6.0	5.6	2.8
DO5040H-334KLD	330 ±10%	325	3.0	3.0	1.5
DO5040H-684KLD	680 ±10%	780	1.6	2.0	1.1
DO5040H-145KLD	1400 ±10%	1300	1.0	1.5	0.7

DO5022P

Part number	Inductance ±20% (µH)	Percent tolerance*	DCR max (Ohms)	SRF typ (MHz)	Isat (A) 10% drop	Isat (A) 20% drop	Irms (A)
DO5022P-102MLD	1.0	**20**	0.009	80	27.6	28.8	8.6
DO5022P-222MLD	2.2	**20**	0.014	80	18.5	19.8	7.1
DO5022P-332MLD	3.3	**20**	0.018	60	14.5	15.5	6.2
DO5022P-562MLD	5.6	**20**	0.020	40	12.5	13.8	5.3
DO5022P-822MLD	8.2	**20**	0.029	30	10.3	11.5	4.8
DO5022P-103MLD	10	**20**	0.031	30	9.4	10.5	4.3
DO5022P-153MLD	15	**20**	0.036	22	7.5	8.2	4.0
DO5022P-223MLD	22	**20**	0.047	20	6.5	7.2	3.5
DO5022P-333MLD	33	**20**	0.066	15	5.2	6.1	3.0
DO5022P-473MLD	47	**20**	0.086	9	4.2	4.7	2.6
DO5022P-683_LD	68	**20**,10	0.13	8	3.7	4.1	2.3
DO5022P-104_LD	100	**20**,10	0.19	7	3.0	3.4	1.8
DO5022P-154_LD	150	**20**,10	0.25	6	2.5	2.8	1.5
DO5022P-224_LD	220	**20**,10	0.38	5	2.0	2.3	1.2
DO5022P-334_LD	330	**20**,10	0.56	4	1.7	1.9	1.0
DO5022P-474_LD	470	**20**,10	0.85	3	1.5	1.7	0.82
DO5022P-684_LD	680	**20**,10	1.1	2.5	1.2	1.3	0.72
DO5022P-105_LD	1000	**20**,10	1.8	2.0	0.95	1.1	0.56

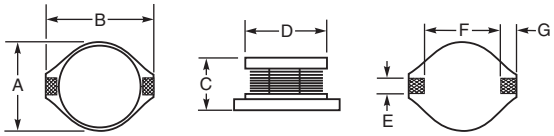

Dimensions (inches *mm*)

Series	A max	B max	C	D	E	F	G
DO1607B	0.175 *4,45*	0.260 *6,60*	0.098 *2,49*	0.155 *3,94*	0.050 *1,27*	0.170 *4,32*	0.040 *1,02*
DO1813H	0.240 *6,10*	0.350 *8,89*	0.197 *5,00*	0.180 *4,60*	0.160 *4,06*	0.230 *5,84*	0.075 *1,91*
DO3316H	0.390 *9,91*	0.510 *12,95*	0.250 *6,35*	0.330 *8,38*	0.160 *4,06*	0.400 *10,16*	0.060 *1,52*
DO3340H	0.390 *9,91*	0.520 *13,21*	0.470 *11,91*	0.330 *8,38*	0.125 *3,18*	0.360 *9,14*	0.060 *1,52*
DO3340P	0.370 *9,40*	0.510 *12,95*	0.450 *11,43*	0.330 *8,38*	0.100 *2,54*	0.300 *7,62*	0.100 *2,54*
DO5010H	0.600 *15,24*	0.730 *18,54*	0.315 *8,00*	0.500 *12,70*	0.200 *5,08*	0.580 *14,73*	0.065 *1,65*
DO5022P	0.600 *15,24*	0.730 *18,54*	0.280 *7,11*	0.500 *12,70*	0.100 *2,54*	0.500 *12,70*	0.100 *2,54*
DO5040H	0.640 *16,26*	0.880 *22,35*	0.472 *12,00*	0.500 *12,70*	0.450 *11,43*	0.565 *14,35*	0.125 *3,18*

Through-Hole Power Inductors

Coilcraft through-hole power inductors offer a wide range of inductance values and current ratings in a variety of sizes. These efficient, low-cost inductors are intended for DC-DC converters and are suitable for many other power and filtering applications. Body sizes are as small as 8 mm diameter (DR0608) with heights ranging from 8 mm to 16 mm. Inductance values range from 0.9 µH to 18 mH. The RFS Series (three sizes) features magnetic shielding.

RFS1113 Shielded

Part number	Inductance ±20% (µH)	DCR (Ohms) nom	DCR (Ohms) max	SRF typ (MHz)	Isat (A) 10% drop	Isat (A) 20% drop	Isat (A) 30% drop	Irms (A) 20°C rise	Irms (A) 40°C rise
RFS1113-682ME	6.8	0.014	0.016	45.0	6.6	8.0	9.1	5.65	7.80
RFS1113-103ME	10	0.017	0.020	30.2	5.4	6.6	7.4	5.20	7.20
RFS1113-153ME	15	0.020	0.023	19.8	4.0	5.0	5.8	4.80	6.60
RFS1113-223ME	22	0.023	0.026	11.8	3.5	4.2	4.8	4.40	6.10
RFS1113-273ME	27	0.032	0.036	9.6	3.0	3.6	4.2	3.60	5.05
RFS1113-333ME	33	0.045	0.052	8.8	2.8	3.5	4.0	3.20	4.40
RFS1113-393ME	39	0.058	0.064	8.4	2.4	3.1	3.6	2.75	3.75
RFS1113-473ME	47	0.081	0.089	7.9	2.2	2.9	3.3	2.30	3.20
RFS1113-104ME	100	0.184	0.200	4.0	1.5	1.9	2.2	1.55	2.10
RFS1113-224ME	220	0.281	0.295	2.8	1.0	1.3	1.5	1.25	1.65
RFS1113-564ME	560	0.709	0.744	1.8	0.68	0.86	0.98	0.73	1.00
RFS1113-105ME	1000	1.80	1.89	1.3	0.51	0.63	0.73	0.46	0.60
RFS1113-275ME	2700	3.76	3.95	0.72	0.33	0.40	0.45	0.30	0.40

Q200 85°

RFS1317 Shielded

Part number	Inductance ±10%	DCR max (Ohms)	SRF typ (MHz)	Isat (A) 10% drop	Isat (A) 20% drop	Isat (A) 30% drop	Irms (A) 20°C rise	Irms (A) 40°C rise
RFS1317-273KL	27 µH	0.033	20.95	5.2	6.4	7.2	4.10	5.70
RFS1317-333KL	33 µH	0.050	18.18	4.5	5.7	6.4	3.55	4.85
RFS1317-473KL	47 µH	0.055	12.93	3.9	4.7	5.4	3.20	4.50
RFS1317-683KL	68 µH	0.068	6.49	3.1	3.8	4.3	3.00	4.05
RFS1317-823KL	82 µH	0.071	5.03	2.8	3.6	4.0	2.75	3.90
RFS1317-104KL	100 µH	0.079	3.45	2.6	3.2	3.6	2.65	3.65
RFS1317-124KL	120 µH	0.110	3.18	2.4	2.9	3.2	2.20	3.15
RFS1317-154KL	150 µH	0.144	2.92	2.2	2.6	2.9	2.05	2.90
RFS1317-184KL	180 µH	0.172	2.27	1.9	2.4	2.7	1.85	2.65
RFS1317-224KL	220 µH	0.239	2.03	1.7	2.1	2.4	1.50	2.05
RFS1317-274KL	270 µH	0.263	1.66	1.7	1.9	2.2	1.50	2.05
RFS1317-334KL	330 µH	0.286	1.55	1.5	1.7	2.0	1.40	1.90
RFS1317-394KL	390 µH	0.317	1.39	1.3	1.6	1.8	1.35	1.85
RFS1317-474KL	470 µH	0.409	1.20	1.3	1.4	1.6	1.10	1.60
RFS1317-564KL	560 µH	0.524	1.12	1.1	1.3	1.5	0.95	1.35
RFS1317-684KL	680 µH	0.617	0.955	1.0	1.2	1.4	0.86	1.20
RFS1317-824KL	820 µH	0.834	0.827	0.89	1.0	1.2	0.75	1.04
RFS1317-105KL	1.0 mH	1.02	0.725	0.83	1.0	1.1	0.68	0.97
RFS1317-125KL	1.2 mH	1.19	0.647	0.72	0.94	1.0	0.60	0.81
RFS1317-155KL	1.5 mH	1.36	0.599	0.66	0.82	0.91	0.59	0.78
RFS1317-185KL	1.8 mH	1.49	0.566	0.60	0.78	0.87	0.54	0.74
RFS1317-225KL	2.2 mH	2.01	0.496	0.56	0.69	0.77	0.45	0.62
RFS1317-275KL	2.7 mH	2.22	0.439	0.51	0.62	0.70	0.43	0.61
RFS1317-335KL	3.3 mH	2.38	0.435	0.46	0.61	0.68	0.41	0.57
RFS1317-395KL	3.9 mH	3.38	0.373	0.41	0.51	0.57	0.34	0.49
RFS1317-475KL	4.7 mH	3.68	0.352	0.38	0.48	0.54	0.33	0.46
RFS1317-565KL	5.6 mH	4.03	0.320	0.34	0.44	0.49	0.32	0.46
RFS1317-685KL	6.8 mH	5.43	0.288	0.32	0.40	0.45	0.26	0.38
RFS1317-825KL	8.2 mH	5.88	0.274	0.31	0.39	0.44	0.25	0.35
RFS1317-106KL	10 mH	6.55	0.254	0.28	0.33	0.37	0.24	0.35

RFS1412 Shielded

Part number	Inductance (µH)	DCR (Ohms) nom	DCR (Ohms) max	SRF typ (MHz)	Isat (A) 10% drop	Isat (A) 20% drop	Isat (A) 30% drop	Irms (A) 20°C rise	Irms (A) 40°C rise
RFS1412-103ME	10±20%	0.016	0.018	36	6.2	7.4	8.1	5.80	7.90
RFS1412-153LE	15±15%	0.019	0.022	21	5.0	6.1	6.8	5.05	6.90
RFS1412-223KE	22±10%	0.029	0.032	13	4.4	5.2	5.7	4.05	5.60
RFS1412-333KE	33±10%	0.043	0.047	8.7	3.4	4.1	4.6	3.25	4.50
RFS1412-393KE	39±10%	0.060	0.066	7.7	3.1	3.9	4.3	2.85	3.90
RFS1412-473KE	47±10%	0.066	0.072	6.7	3.0	3.5	3.9	2.65	3.65
RFS1412-104KE	100±10%	0.083	0.091	5.1	2.0	2.4	2.6	2.35	3.25
RFS1412-224KE	220±10%	0.190	0.200	3.3	1.3	1.6	1.8	1.55	2.35
RFS1412-564KE	560±10%	0.484	0.508	1.8	0.82	1.0	1.1	0.92	1.28
RFS1412-105KE	1000±10%	1.01	1.06	1.3	0.63	0.76	0.84	0.64	0.86
RFS1412-106KE	10000±10%	9.58	9.87	0.36	0.20	0.25	0.27	0.20	0.28

Q200 85°

RFC0807

Part number	Inductance ±10% (µH)	DCR (Ohms) nom	DCR (Ohms) max	SRF typ (MHz)	Isat (A) 10% drop	Isat (A) 20% drop	Isat (A) 30% drop	Irms (A) 20°C rise	Irms (A) 40°C rise
RFC0807B-123KE	12	0.035	0.045	20	5.70	6.30	6.65	2.50	3.60
RFC0807B-153KE	15	0.050	0.060	19	4.95	5.53	5.85	2.15	3.10
RFC0807B-183KE	18	0.060	0.070	16	4.70	5.23	5.55	2.00	2.80
RFC0807B-223KE	22	0.075	0.090	13	4.10	4.60	4.85	1.75	2.50
RFC0807B-273KE	27	0.085	0.100	12	3.70	4.13	4.37	1.70	2.35
RFC0807B-333KE	33	0.100	0.115	12	3.15	3.53	3.74	1.50	2.15
RFC0807B-393KE	39	0.125	0.145	10	2.85	3.20	3.40	1.35	1.95
RFC0807B-473KE	47	0.145	0.165	9.2	2.55	2.87	3.04	1.25	1.80
RFC0807B-563KE	56	0.160	0.185	8.5	2.35	2.66	2.84	1.20	1.70
RFC0807B-683KE	68	0.210	0.240	7.2	2.30	2.60	2.74	1.10	1.50
RFC0807B-823KE	82	0.240	0.275	6.4	2.13	2.37	2.53	1.00	1.40
RFC0807B-104KE	100	0.310	0.355	6.1	1.98	2.22	2.34	0.85	1.25
RFC0807B-124KE	120	0.350	0.400	5.7	1.76	2.00	2.12	0.80	1.15
RFC0807B-154KE	150	0.410	0.470	5.3	1.62	1.82	1.93	0.75	1.05
RFC0807B-184KE	180	0.525	0.605	4.4	1.42	1.61	1.70	0.65	0.95
RFC0807B-224KE	220	0.600	0.690	4.1	1.32	1.48	1.57	0.60	0.85
RFC0807B-274KE	270	0.700	0.805	3.6	1.20	1.34	1.43	0.55	0.80
RFC0807B-334KE	330	0.910	1.05	3.4	1.08	1.21	1.30	0.50	0.72
RFC0807B-394KE	390	1.00	1.15	3.3	1.03	1.16	1.23	0.45	0.64
RFC0807B-474KE	470	1.35	1.55	2.9	0.90	1.02	1.10	0.40	0.55
RFC0807B-564KE	560	1.50	1.70	2.7	0.85	0.93	1.01	0.37	0.52
RFC0807B-684KE	680	1.75	2.00	2.5	0.77	0.83	0.92	0.34	0.48
RFC0807B-824KE	820	2.25	2.60	2.1	0.68	0.77	0.82	0.30	0.42
RFC0807B-105KE	1000	2.60	3.00	2.0	0.62	0.68	0.72	0.28	0.40
RFC0807B-125KE	1200	3.35	3.85	1.7	0.56	0.62	0.66	0.25	0.35
RFC0807B-155KE	1500	3.95	4.55	1.6	0.52	0.57	0.60	0.22	0.32
RFC0807B-185KE	1800	4.40	5.05	1.5	0.48	0.53	0.56	0.21	0.30
RFC0807B-225KE	2200	6.00	6.90	1.3	0.43	0.47	0.49	0.18	0.26
RFC0807B-275KE	2700	6.95	8.00	1.2	0.38	0.42	0.44	0.17	0.24
RFC0807B-335KE	3300	9.10	10.5	1.0	0.35	0.38	0.40	0.15	0.21
RFC0807B-395KE	3900	10.0	11.5	1.0	0.33	0.35	0.37	0.14	0.20
RFC0807B-475KE	4700	14.0	16.0	0.90	0.29	0.31	0.33	0.12	0.17
RFC0807B-565KE	5600	15.5	17.5	0.80	0.27	0.29	0.31	0.11	0.16
RFC0807B-685KE	6800	20.0	23.0	0.70	0.24	0.26	0.27	0.10	0.14
RFC0807B-825KE	8200	22.5	25.5	0.60	0.22	0.24	0.26	0.095	0.133
RFC0807B-106KE	10,000	25.5	28.0	0.60	0.21	0.22	0.24	0.090	0.125
RFC0807B-126KE	12,000	34.0	37.5	0.60	0.19	0.20	0.22	0.080	0.110
RFC0807B-156KE	15,000	41.5	45.5	0.50	0.16	0.18	0.20	0.070	0.100
RFC0807B-186KE	18,000	46.5	51.0	0.40	0.15	0.17	0.18	0.065	0.090

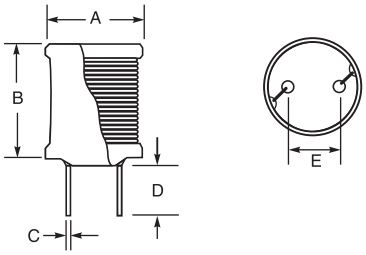

Dimensions (inches *mm*)

Series	A max	B max	C	D	E
RFC0807	0.35 *8,80*	0.30 *7,50*	0.024 *0,60*	0.197 *5,0*	0.197 *5,0*
RFS1113	0.43 *11,0*	0.48 *12,3*	0.031 *0,80*	0.189 *4,8*	0.197 *5,0*
RFS1317	0.52 *13,3*	0.63 *16,0*	0.031 *0,80*	0.189 *4,8*	0.197 *5,0*
RFS1412	0.54 *13,7*	0.46 *11,7*	0.031 *0,80*	0.189 *4,8*	0.295 *7,5*

Q200
85°

RFC0810

Part number	Inductance ±10% (µH)	DCR (Ohms) nom	DCR (Ohms) max	SRF typ (MHz)	Isat (A) 10% drop	Isat (A) 20% drop	Isat (A) 30% drop	Irms (A) 20°C rise	Irms (A) 40°C rise
RFC0810B-333KE	33	0.065	0.075	9.0	3.50	3.96	4.25	2.10	3.00
RFC0810B-393KE	39	0.070	0.085	8.7	3.20	3.66	3.95	2.00	2.75
RFC0810B-473KE	47	0.080	0.095	7.5	2.90	3.33	3.60	1.85	2.60
RFC0810B-563KE	56	0.110	0.125	7.3	2.65	3.05	3.27	1.55	2.15
RFC0810B-683KE	68	0.120	0.140	6.3	2.45	2.80	3.02	1.50	2.10
RFC0810B-823KE	82	0.160	0.185	5.2	2.20	2.52	2.72	1.30	1.80
RFC0810B-104KE	100	0.185	0.210	5.0	2.00	2.27	2.43	1.20	1.70
RFC0810B-124KE	120	0.210	0.240	4.9	1.80	2.08	2.24	1.15	1.60
RFC0810B-154KE	150	0.280	0.325	4.1	1.60	1.86	2.01	1.00	1.40
RFC0810B-184KE	180	0.310	0.355	3.8	1.50	1.75	1.88	0.95	1.30
RFC0810B-224KE	220	0.400	0.460	3.0	1.30	1.55	1.67	0.82	1.15
RFC0810B-274KE	270	0.460	0.530	2.9	1.20	1.40	1.51	0.75	1.05
RFC0810B-334KE	330	0.520	0.600	2.6	1.10	1.27	1.40	0.70	1.00
RFC0810B-394KE	390	0.705	0.810	2.4	1.03	1.18	1.28	0.60	0.85
RFC0810B-474KE	470	0.795	0.915	2.2	0.93	1.06	1.15	0.58	0.80
RFC0810B-564KE	560	0.895	1.05	2.0	0.84	0.97	1.06	0.55	0.75
RFC0810B-684KE	680	1.15	1.30	1.7	0.78	0.90	0.96	0.48	0.66
RFC0810B-824KE	820	1.55	1.80	1.6	0.70	0.82	0.87	0.40	0.57
RFC0810B-105KE	1000	1.70	1.95	1.5	0.64	0.73	0.78	0.38	0.54
RFC0810B-125KE	1200	2.35	2.70	1.2	0.58	0.66	0.71	0.33	0.46
RFC0810B-155KE	1500	2.70	3.10	1.1	0.53	0.59	0.64	0.31	0.43
RFC0810B-185KE	1800	3.00	3.45	1.0	0.48	0.55	0.59	0.29	0.41
RFC0810B-225KE	2200	4.10	4.70	0.93	0.43	0.49	0.52	0.25	0.35
RFC0810B-275KE	2700	4.70	5.40	0.89	0.39	0.45	0.48	0.23	0.33
RFC0810B-335KE	3300	6.15	7.10	0.88	0.36	0.40	0.43	0.20	0.29
RFC0810B-395KE	3900	7.10	8.15	0.84	0.33	0.37	0.40	0.185	0.26
RFC0810B-475KE	4700	8.05	9.25	0.78	0.31	0.35	0.37	0.180	0.25
RFC0810B-565KE	5600	9.90	11.5	0.59	0.28	0.31	0.33	0.150	0.22
RFC0810B-685KE	6800	11.5	13.0	0.55	0.26	0.28	0.31	0.145	0.205
RFC0810B-825KE	8200	15.0	17.0	0.48	0.23	0.26	0.28	0.130	0.180
RFC0810B-106KE	10,000	17.0	19.5	0.45	0.21	0.23	0.25	0.122	0.170
RFC0810B-126KE	12,000	21.5	24.5	0.40	0.19	0.22	0.23	0.108	0.150
RFC0810B-156KE	15,000	24.5	27.0	0.36	0.17	0.20	0.21	0.100	0.142
RFC0810B-186KE	18,000	27.5	30.0	0.34	0.16	0.18	0.20	0.097	0.135

Q200
85°

RFC1010

Part number	Inductance ±10% (µH)	DCR (Ohms) nom	DCR (Ohms) max	SRF typ (MHz)	Isat (A) 10% drop	Isat (A) 20% drop	Isat (A) 30% drop	Irms (A) 20°C rise	Irms (A) 40°C rise
RFC1010B-683KE	68	0.100	0.115	5.6	3.20	3.67	3.94	1.80	2.40
RFC1010B-823KE	82	0.110	0.125	5.4	2.95	3.40	3.67	1.70	2.30
RFC1010B-104KE	100	0.130	0.150	4.7	2.65	3.03	3.27	1.60	2.15
RFC1010B-124KE	120	0.170	0.195	4.3	2.40	2.78	2.98	1.40	1.90
RFC1010B-154KE	150	0.200	0.230	4.0	2.20	2.50	2.70	1.30	1.75
RFC1010B-184KE	180	0.255	0.295	3.4	2.00	2.28	2.44	1.10	1.55
RFC1010B-224KE	220	0.290	0.335	3.1	1.85	2.08	2.25	1.05	1.45
RFC1010B-274KE	270	0.380	0.440	2.8	1.65	1.88	2.04	0.90	1.27
RFC1010B-334KE	330	0.435	0.500	2.6	1.50	1.72	1.84	0.85	1.18
RFC1010B-394KE	390	0.485	0.560	2.4	1.40	1.60	1.72	0.82	1.12
RFC1010B-474KE	470	0.630	0.725	2.1	1.25	1.42	1.53	0.72	1.00
RFC1010B-564KE	560	0.700	0.805	1.9	1.15	1.32	1.42	0.68	0.92
RFC1010B-684KE	680	0.965	1.11	1.7	1.05	1.18	1.26	0.58	0.78
RFC1010B-824KE	820	1.07	1.20	1.6	0.95	1.10	1.18	0.54	0.74
RFC1010B-105KE	1000	1.24	1.40	1.5	0.90	1.00	1.07	0.50	0.70
RFC1010B-125KE	1200	1.61	1.85	1.3	0.75	0.90	0.96	0.43	0.61
RFC1010B-155KE	1500	1.78	2.05	1.2	0.70	0.81	0.86	0.41	0.58
RFC1010B-185KE	1800	2.40	2.75	1.1	0.64	0.71	0.77	0.36	0.50
RFC1010B-225KE	2200	2.80	3.20	0.99	0.58	0.65	0.70	0.33	0.47
RFC1010B-275KE	2700	3.65	4.20	0.82	0.53	0.59	0.63	0.29	0.41
RFC1010B-335KE	3300	4.15	4.75	0.75	0.48	0.53	0.57	0.28	0.38
RFC1010B-395KE	3900	4.65	5.30	0.71	0.45	0.49	0.53	0.26	0.36
RFC1010B-475KE	4700	6.05	6.95	0.61	0.41	0.45	0.48	0.22	0.32
RFC1010B-565KE	5600	6.75	7.75	0.57	0.37	0.41	0.44	0.21	0.30
RFC1010B-685KE	6800	8.90	10.0	0.49	0.34	0.38	0.40	0.180	0.260
RFC1010B-825KE	8200	10.0	11.0	0.46	0.32	0.35	0.37	0.170	0.245
RFC1010B-106KE	10,000	14.0	15.5	0.43	0.29	0.31	0.33	0.150	0.210
RFC1010B-126KE	12,000	16.0	17.5	0.41	0.25	0.28	0.30	0.135	0.180
RFC1010B-156KE	15,000	18.0	19.5	0.38	0.23	0.26	0.28	0.130	0.170
RFC1010B-186KE	18,000	23.0	25.0	0.33	0.21	0.23	0.24	0.115	0.150

DR0608

Part number	Inductance (µH)	DCR max (Ohms)	SRF typ (MHz)	Isat (A) 10% drop	Isat (A) 20% drop	Isat (A) 30% drop	Irms (A) 20°C rise	Irms (A) 40°C rise
DR0608-332L	3.3±20%	0.012	40	5.3	6.1	6.4	5.0	7.5
DR0608-472L	4.7±20%	0.018	36	4.6	5.4	5.8	4.6	6.9
DR0608-562L	5.6±20%	0.022	32	4.6	5.2	5.5	4.2	6.3
DR0608-682L	6.8±20%	0.025	30	3.9	4.5	4.8	3.8	5.7
DR0608-822L	8.2±20%	0.028	25	3.6	4.1	4.4	3.4	5.1
DR0608-103L	10±10%	0.035	23	3.2	3.6	4.0	3.0	4.5
DR0608-123L	12±10%	0.045	20	2.8	3.2	3.5	2.8	4.2
DR0608-153L	15±10%	0.052	19	2.7	3.0	3.2	2.7	4.0
DR0608-183L	18±10%	0.065	17	2.4	2.7	2.9	2.5	3.7
DR0608-223L	22±10%	0.078	16	2.1	2.5	2.7	2.3	3.4
DR0608-273L	27±10%	0.086	12	1.9	2.2	2.4	2.2	3.2
DR0608-333L	33±10%	0.12	11	1.7	2.0	2.2	2.0	2.9
DR0608-393L	39±10%	0.13	10	1.6	1.9	2.0	1.8	2.6
DR0608-473L	47±10%	0.16	9.5	1.4	1.7	1.8	1.7	2.4
DR0608-563L	56±10%	0.19	9.0	1.3	1.5	1.7	1.5	2.1
DR0608-683L	68±10%	0.25	9.0	1.3	1.4	1.5	1.3	1.8
DR0608-823L	82±10%	0.28	7.0	1.2	1.3	1.4	1.2	1.6
DR0608-104L	100±10%	0.38	6.5	1.0	1.2	1.3	1.0	1.3
DR0608-124L	120±10%	0.42	6.0	0.96	1.0	1.1	0.94	1.23
DR0608-154L	150±10%	0.50	5.5	0.83	0.93	1.0	0.88	1.15
DR0608-184L	180±10%	0.65	5.0	0.76	0.85	0.93	0.82	1.08
DR0608-224L	220±10%	0.73	4.8	0.73	0.83	0.89	0.76	1.00
DR0608-274L	270±10%	0.96	4.0	0.69	0.77	0.82	0.70	0.93
DR0608-334L	330±10%	1.11	3.7	0.60	0.68	0.72	0.64	0.85
DR0608-394L	390±10%	1.25	3.0	0.59	0.66	0.70	0.58	0.78
DR0608-474L	470±10%	1.60	2.8	0.50	0.56	0.61	0.52	0.70
DR0608-564L	560±10%	1.85	2.5	0.47	0.53	0.56	0.46	0.63
DR0608-684L	680±10%	2.40	2.5	0.43	0.48	0.51	0.40	0.55
DR0608-824L	820±10%	2.70	2.1	0.40	0.45	0.48	0.34	0.48
DR0608-105L	1000±10%	3.00	2.1	0.35	0.40	0.43	0.30	0.40

DR0810

Part number	Inductance (µH)	DCR max (Ohms)	SRF typ (MHz)	Isat (A) 10% drop	Isat (A) 20% drop	Isat (A) 30% drop	Irms (A) 20°C rise	Irms (A) 40°C rise
DR0810-332L	3.3±20%	0.010	47	8.9	10.2	11.0	7.0	9.5
DR0810-472L	4.7±20%	0.012	33	7.4	8.5	9.3	6.4	8.8
DR0810-562L	5.6±20%	0.017	28	6.2	7.4	8.2	5.8	8.1
DR0810-682L	6.8±20%	0.018	26	5.6	6.7	7.4	5.2	7.4
DR0810-822L	8.2±20%	0.019	25	5.2	6.2	6.8	4.6	6.7
DR0810-103L	10±10%	0.026	23	5.1	6.1	6.6	4.0	6.0
DR0810-123L	12±10%	0.030	20	4.0	4.6	5.1	3.8	5.7
DR0810-153L	15±10%	0.035	18	3.8	4.5	5.0	3.5	5.3
DR0810-183L	18±10%	0.038	15	3.5	4.1	4.5	3.3	5.0
DR0810-223L	22±10%	0.046	14	3.4	4.0	4.4	3.1	4.6
DR0810-273L	27±10%	0.070	11	3.1	3.7	4.0	2.8	4.3
DR0810-333L	33±10%	0.080	10	2.9	3.4	3.7	2.6	3.9
DR0810-393L	39±10%	0.088	10	2.5	2.9	3.2	2.4	3.6
DR0810-473L	47±10%	0.10	9.5	2.3	2.7	3.0	2.1	3.2
DR0810-563L	56±10%	0.15	8.0	1.9	2.2	2.5	1.9	2.9
DR0810-683L	68±10%	0.17	7.0	2.0	2.3	2.5	1.7	2.5
DR0810-823L	82±10%	0.20	7.0	1.7	2.0	2.2	1.4	2.2
DR0810-104L	100±10%	0.22	6.0	1.5	1.8	2.0	1.2	1.8
DR0810-124L	120±10%	0.29	5.0	1.2	1.5	1.6	1.1	1.7
DR0810-154L	150±10%	0.34	4.5	1.1	1.4	1.5	1.1	1.6
DR0810-184L	180±10%	0.38	4.0	1.1	1.3	1.4	1.0	1.5
DR0810-224L	220±10%	0.44	4.0	1.0	1.2	1.3	0.93	1.40
DR0810-274L	270±10%	0.62	3.8	0.90	1.1	1.2	0.86	1.28
DR0810-334L	330±10%	0.70	3.6	0.88	1.0	1.1	0.80	1.20
DR0810-394L	390±10%	0.88	3.0	0.86	0.98	1.0	0.73	1.10
DR0810-474L	470±10%	1.00	2.7	0.78	0.90	0.99	0.66	0.97
DR0810-564L	560±10%	1.11	2.5	0.72	0.85	0.93	0.60	0.86
DR0810-684L	680±10%	1.45	2.5	0.62	0.72	0.79	0.53	0.76
DR0810-824L	820±10%	1.70	2.1	0.54	0.67	0.72	0.46	0.66
DR0810-105L	1000±10%	2.20	2.1	0.50	0.63	0.69	0.40	0.55

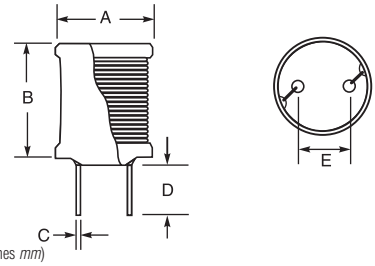

Dimensions (inches *mm*)

Series	A max	B max	C	D	E
DR0608	0.30 *7,50*	0.39 *10,0*	0.024 *0,60*	0.157 *4,0*	0.138 *3,5*
DR0810	0.41 *10,5*	0.47 *12,0*	0.024 *0,60*	0.157 *4,0*	0.197 *5,0*
RFC0810	0.37 *9,50*	0.45 *11,5*	0.024 *0,60*	0.197 *5,0*	0.197 *5,0*
RFC1010	0.43 *11,0*	0.45 *11,5*	0.031 *0,80*	0.197 *5,0*	0.236 *6,0*

RFB0807

Q200 85°

Part number	Inductance	DCR max (Ohms)	SRF typ (MHz)	Isat (A) 10% drop	Irms (A) 20°C rise	Irms (A) 40°C rise
RFB0807-1R0L	0.9 µH ±20%	0.008	180	10.0	6.00	8.50
RFB0807-2R2L	2.2 µH ±20%	0.012	80	6.00	5.00	7.50
RFB0807-2R7L	2.7 µH ±20%	0.014	40	5.50	4.60	6.54
RFB0807-3R3L	3.3 µH ±20%	0.017	40	5.00	4.20	5.97
RFB0807-3R9L	3.9 µH ±20%	0.020	40	4.50	3.70	5.26
RFB0807-4R7L	4.7 µH ±20%	0.024	40	4.20	3.50	4.98
RFB0807-5R6L	5.6 µH ±20%	0.028	40	4.00	3.40	4.83
RFB0807-6R8L	6.8 µH ±20%	0.033	30	3.60	3.20	4.55
RFB0807-8R2L	8.2 µH ±20%	0.035	30	3.30	3.00	4.27
RFB0807-100L	10 µH ±10%	0.040	30	3.10	3.00	4.20

RFB1010

Q200 85°

Part number	Inductance ±10%	DCR max (Ohms)	SRF typ (MHz)	Isat (A) 10% drop	Irms (A) 20°C rise	Irms (A) 40°C rise
RFB1010-120L	12 µH	0.025	20	5.60	4.00	5.70
RFB1010-150L	15 µH	0.028	19	5.00	3.75	5.40
RFB1010-180L	18 µH	0.030	16	4.60	3.50	5.00
RFB1010-220L	22 µH	0.042	15	4.10	3.30	4.70
RFB1010-270L	27 µH	0.046	12	3.70	3.00	4.40
RFB1010-330L	33 µH	0.055	11	3.40	2.80	4.10
RFB1010-390L	39 µH	0.075	10.3	3.10	2.60	3.80
RFB1010-470L	47 µH	0.082	9.5	2.80	2.40	3.50
RFB1010-560L	56 µH	0.090	8.6	2.60	2.20	3.20

RFB0810

Q200 85°

Part number	Inductance ±10%	DCR max (Ohms)	SRF typ (MHz)	Isat (A) 10% drop	Irms (A) 20°C rise	Irms (A) 40°C rise
RFB0810-100L	10 µH	0.030	22	4.20	4.00	5.30
RFB0810-120L	12 µH	0.035	20	3.90	3.75	5.10
RFB0810-150L	15 µH	0.040	17	3.60	3.52	4.80
RFB0810-180L	18 µH	0.040	15	3.30	3.30	4.50
RFB0810-220L	22 µH	0.050	12	2.90	3.20	4.20
RFB0810-270L	27 µH	0.055	12	2.60	2.87	3.90

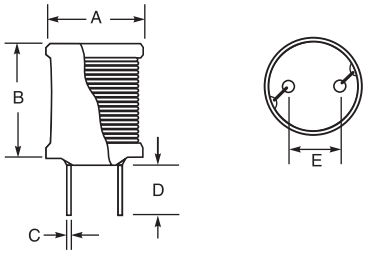

Dimensions (inches *mm*)

Series	A max	B max	C	D	E
RFB0807	0.35 *8,80*	0.30 *7,50*	0.024 *0,60*	0.157 *4,0*	0.197 *5,0*
RFB0810	0.37 *9,50*	0.45 *11,5*	0.024 *0,60*	0.157 *4,0*	0.197 *5,0*
RFB1010	0.43 *11,0*	0.45 *11,5*	0.031 *0,80*	0.157 *4,0*	0.236 *6,0*

Dual Inductors for Class-D

Coilcraft offers a unique selection of dual inductors that significantly improve performance and reduce board area with a compact, single shielded package. Good linearity and ultra low total losses minimize total harmonic distortion plus noise (THD+N). With no crosstalk between windings, their high efficiency makes them ideal for use in handheld audio devices, portable docking stations, high-end TV soundbars, active speakers and subwoofers and automotive stereo audio systems.



RA7231

Q200 125°

Part number	Output (W)	Inductance ±10% (µH)	DCR max (mOhms)	SRF typ (MHz)	Isat (A) 10% drop	Isat (A) 20% drop	Isat (A) 30% drop	Irms (A) 20°C rise	Irms (A) 40°C rise
RA7231-ALD	40	5.0	6.0	34	15.5	16.6	17.6	7.6	10.6

UA801x

Q200 125°

Part number	Output (W)	Inductance ±10% (µH)	DCR max (mOhms)	SRF typ (MHz)	Isat (A) 10% drop	Isat (A) 20% drop	Isat (A) 30% drop	Irms (A) 20°C rise	Irms (A) 40°C rise
UA8013-ALD	100	7.0	6.6	40	12.0	12.5	13.2	6.5	9.0
UA8014-ALD	100	10.0	6.6	28	8.7	9.1	9.4	6.5	9.0



HA4158, JA4575, GA3416

Q200 125°

Part number	Output (W)	Inductance ±10% (µH)	DCR max (mOhms)	SRF typ (MHz)	Isat (A) 10% drop	Isat (A) 20% drop	Isat (A) 30% drop	Irms (A) 20°C rise	Irms (A) 40°C rise
HA4158-ELD	68	10.0	13.0	21.5	6.0	6.7	7.1	4.0	6.0
JA4575-BLD	68	10.0	13.0	21.5	6.0	6.7	7.1	4.0	6.0
GA3416-CLD	60	10.0	21.0	23.6	8.6	8.7	8.8	3.0	4.3

UA801x, HA4158, GA3416, RA7231

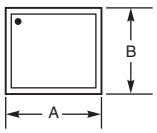

JA4575

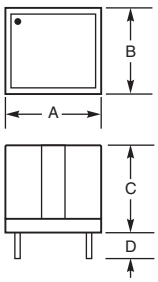

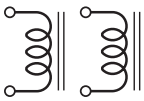

Dimensions (inches *mm*)

Series	A max	B max	C	D
GA3416	0.610 *15,50*	0.535 *13,59*	0.520 *13,21*	
HA4158	0.466 *11,84*	0.423 *10,75*	0.419 *10,65*	
JA4575	0.466 *11,84*	0.423 *10,75*	0.390 *9,91*	0.110 *2,80*
RA7231	0.610 *15,50*	0.551 *14,00*	0.630 *16,00*	
UA8013	0.610 *15,50*	0.551 *14,00*	0.630 *16,00*	
UA8014	0.610 *15,50*	0.551 *14,00*	0.630 *16,00*	

SM Coupled Inductors

PFD2015 Coupled

Part number	Inductance ±20% (µH)	DCR max (Ohms)	SRF typ (MHz)	Isat (A) 10% drop	Isat (A) 20% drop	Isat (A) 30% drop	Irms (A) both windings	Irms (A) one winding
PFD2015-102MEC	1.0	0.083	380	0.85	1.10	1.30	0.800	1.13
PFD2015-122MEC	1.2	0.088	310	0.80	1.05	1.20	0.750	1.06
PFD2015-182MEC	1.8	0.147	265	0.70	0.85	1.00	0.490	0.690
PFD2015-272MEC	2.7	0.239	220	0.65	0.82	0.88	0.410	0.580
PFD2015-332MEC	3.3	0.335	180	0.57	0.71	0.77	0.370	0.525
PFD2015-472MEC	4.7	0.050	160	0.44	0.55	0.60	0.260	0.370
PFD2015-682MEC	6.8	0.875	130	0.37	0.42	0.47	0.187	0.265
PFD2015-822MEC	8.2	1.25	125	0.35	0.38	0.42	0.150	0.210
PFD2015-103MEC	10	1.70	110	0.30	0.34	0.37	0.130	0.185

PFD3215 Coupled

Part number	Inductance ±20% (µH)	DCR max (Ohms)	SRF typ (MHz)	Isat (A) 10% drop	Isat (A) 20% drop	Isat (A) 30% drop	Irms (A) both windings	Irms (A) one winding
PFD3215-391MEC	0.39	0.035	600	2.10	2.30	2.40	0.98	1.39
PFD3215-102MEC	1.0	0.062	400	1.35	1.55	1.65	0.85	1.20
PFD3215-182MEC	1.8	0.125	230	1.00	1.20	1.30	0.60	0.85
PFD3215-222MEC	2.2	0.163	270	0.95	1.05	1.15	0.57	0.81
PFD3215-332MEC	3.3	0.180	190	0.75	0.83	0.90	0.55	0.78
PFD3215-472MEC	4.7	0.225	175	0.65	0.75	0.80	0.51	0.72
PFD3215-682MEC	6.8	0.315	155	0.55	0.65	0.70	0.40	0.57
PFD3215-103MEC	10	0.625	110	0.45	0.50	0.55	0.27	0.38

LPD3015 Coupled

Part number	Inductance ±20% (µH)	DCR max (Ohms)	SRF typ (MHz)	Isat (A) 10% drop	Isat (A) 20% drop	Isat (A) 30% drop	Irms (A) both windings	Irms (A) one winding
LPD3015-391MRC	0.39	0.036	289	3.2	3.3	3.4	1.45	2.05
LPD3015-561MRC	0.56	0.040	235	2.7	2.8	2.8	1.37	1.94
LPD3015-102MRC	1.0	0.065	160	2.0	2.1	2.2	1.08	1.52
LPD3015-152MRC	1.5	0.102	140	1.6	1.7	1.8	0.86	1.20
LPD3015-182MRC	1.8	0.137	135	1.5	1.6	1.6	0.78	1.10
LPD3015-222MRC	2.2	0.150	110	1.5	1.6	1.6	0.75	1.05
LPD3015-332MRC	3.3	0.168	90	1.0	1.1	1.2	0.67	0.94
LPD3015-472MRC	4.7	0.252	79	0.86	0.87	0.88	0.54	0.76
LPD3015-682MRC	6.8	0.311	58	0.77	0.78	0.79	0.49	0.69
LPD3015-103MRC	10	0.520	48	0.58	0.59	0.60	0.38	0.53
LPD3015-153MRC	15	0.710	35	0.49	0.50	0.51	0.32	0.46
LPD3015-183MRC	18	0.775	33	0.46	0.47	0.48	0.31	0.44
LPD3015-223MRC	22	0.945	30	0.42	0.43	0.44	0.28	0.40
LPD3015-333MRC	33	1.42	23	0.34	0.35	0.36	0.23	0.32
LPD3015-473MRC	47	2.02	17	0.28	0.29	0.30	0.19	0.27
LPD3015-683MRC	68	3.06	14	0.24	0.25	0.26	0.16	0.22
LPD3015-104MRC	100	4.27	11	0.20	0.21	0.22	0.13	0.19
LPD3015-124MRC	120	4.64	9.0	0.19	0.20	0.20	0.13	0.18
LPD3015-154MRC	150	6.20	8.0	0.16	0.17	0.18	0.11	0.16
LPD3015-184MRC	180	8.66	7.5	0.15	0.16	0.17	0.10	0.14
LPD3015-224MRC	220	9.28	6.0	0.13	0.14	0.15	0.09	0.13
LPD3015-334MRC	330	13.85	5.0	0.11	0.12	0.12	0.07	0.10

LPD4012 Coupled

Part number	Inductance (µH)	DCR max (Ohms)	SRF typ (MHz)	Isat (A) 10% drop	Isat (A) 20% drop	Isat (A) 30% drop	Irms (A) both windings	Irms (A) one winding
LPD4012-331NRC	0.33±30%	0.021	255	5.2	5.4	5.6	1.87	2.65
LPD4012-561NRC	0.56±30%	0.042	185	3.7	3.8	3.9	1.30	1.84
LPD4012-821NRC	0.82±30%	0.050	130	3.2	3.3	3.4	1.21	1.72
LPD4012-152NRC	1.5±30%	0..093	86	2.50	2.81	2.91	1.15	1.62
LPD4012-222NRC	2.2±30%	0.118	70	2.30	2.40	2.50	0.95	1.35
LPD4012-332NRC	3.3±30%	0.160	48	1.80	1.90	2.00	0.75	1.06
LPD4012-472MRC	4.7±20%	0.250	39	1.70	1.80	1.90	0.65	0.92
LPD4012-562MRC	5.6±20%	0.560	32	1.60	1.70	1.80	0.55	0.78
LPD4012-682MRC	6.8±20%	0.265	31	1.20	1.52	1.63	0.60	0.86
LPD4012-822MRC	8.2±20%	0.300	29	1.10	1.20	1.30	0.55	0.78
LPD4012-103MRC	10±20%	0.375	25	0.98	1.00	1.10	0.50	0.71
LPD4012-153MRC	15±20%	0.570	21	0.90	0.92	0.93	0.43	0.60
LPD4012-223MRC	22±20%	0.815	15	0.70	0.82	0.84	0.34	0.48
LPD4012-333MRC	33±20%	0.915	12	0.37	0.57	0.58	0.31	0.44
LPD4012-473MRC	47±20%	1.26	8.8	0.33	0.39	0.40	0.28	0.39
LPD4012-683MRC	68±20%	1.62	7.8	0.27	0.36	0.37	0.25	0.36
LPD4012-823MRC	82±20%	1.83	7.3	0.27	0.27	0.29	0.23	0.31
LPD4012-104MRC	100±20%	2.38	6.1	0.22	0.28	0.29	0.20	0.27
LPD4012-124MRC	120±20%	2.77	5.3	0.21	0.26	0.27	0.19	0.27
LPD4012-154MRC	150±20%	3.45	4.6	0.18	0.26	0.27	0.17	0.23
LPD4012-184MRC	180±20%	4.38	4.1	0.16	0.21	0.23	0.14	0.18
LPD4012-224MRC	220±20%	5.62	3.3	0.15	0.16	0.17	0.12	0.17
LPD4012-334MRC	330±20%	8.50	2.8	0.13	0.16	0.16	0.10	0.14

LPD5010 Coupled

Part number	Inductance ±20% (µH)	DCR max (Ohms)	SRF typ (MHz)	Isat (A) 10% drop	Isat (A) 20% drop	Isat (A) 30% drop	Irms (A) both windings	Irms (A) one winding
LPD5010-681MRC	0.68	0.035	191	2.6	2.7	2.8	1.95	2.76
LPD5010-102MRC	1.0	0.050	150	2.1	2.1	2.2	1.50	2.12
LPD5010-152MRC	1.5	0.075	134	1.7	1.8	1.8	1.20	1.70
LPD5010-222MRC	2.2	0.100	108	1.5	1.6	1.6	1.10	1.56
LPD5010-332MRC	3.2	0.135	83	1.2	1.3	1.3	0.95	1.34
LPD5010-472MRC	4.7	0.200	68	0.98	1.0	1.1	0.75	1.06
LPD5010-562MRC	5.6	0.225	60	0.90	0.93	0.94	0.70	0.99
LPD5010-682MRC	6.8	0.265	55	0.83	0.86	0.87	0.60	0.85
LPD5010-822MRC	8.2	0.350	50	0.74	0.77	0.78	0.50	0.71
LPD5010-103MRC	10	0.390	46	0.67	0.69	0.70	0.50	0.71
LPD5010-153MRC	15	0.595	33	0.53	0.55	0.56	0.42	0.59
LPD5010-223MRC	22	0.790	26	0.45	0.47	0.48	0.35	0.49
LPD5010-333MRC	33	1.250	23	0.37	0.38	0.39	0.30	0.42
LPD5010-473MRC	47	1.740	17.0	0.31	0.32	0.33	0.25	0.35
LPD5010-683MRC	68	2.550	14.9	0.25	0.26	0.27	0.19	0.26
LPD5010-104MRC	100	4.000	11.2	0.21	0.22	0.22	0.15	0.21
LPD5010-154MRC	150	5.850	9.9	0.17	0.17	0.18	0.12	0.16
LPD5010-224MRC	220	7.600	8.05	0.14	0.15	0.15	0.11	0.15

Q200 85°

LPD5030 Coupled

Part number	Inductance (µH)	DCR max (Ohms)	SRF typ (MHz)	Isat (A) 10% drop	Isat (A) 20% drop	Isat (A) 30% drop	Irms (A) both windings	Irms (A) one winding
LPD5030-102NRC	1.0±30%	0.021	153	4.30	4.49	4.67	2.20	3.11
LPD5030-152MRC	1.5±20%	0.024	118	3.90	4.20	4.30	2.05	2.90
LPD5030-222MRC	2.2±20%	0.034	87.0	2.80	2.98	3.07	1.95	2.76
LPD5030-332MRC	3.2±20%	0.039	61.0	2.50	2.70	2.80	1.70	2.40
LPD5030-472MRC	4.7±20%	0.056	49.0	2.10	2.20	2.20	1.40	1.98
LPD5030-562MRC	5.6±20%	0.063	44.0	1.80	1.80	1.89	1.35	1.91
LPD5030-682MRC	6.8±20%	0.080	40.0	1.40	1.48	1.48	1.20	1.70
LPD5030-103MRC	10±20%	0.105	28.0	1.20	1.20	1.20	1.05	1.48
LPD5030-153MRC	15±20%	0.149	23.0	1.00	1.17	1.17	0.85	1.20
LPD5030-223MRC	22±20%	0.226	17.0	0.89	0.98	0.98	0.70	0.99
LPD5030-333MRC	33±20%	0.283	16.0	0.63	0.77	0.78	0.60	0.85
LPD5030-473MRC	47±20%	0.403	12.0	0.59	0.63	0.65	0.50	0.71
LPD5030-683MRC	68±20%	0.565	9.00	0.50	0.54	0.55	0.43	0.61
LPD5030-104MRC	100±20%	0.895	8.44	0.47	0.54	0.56	0.33	0.47
LPD5030-154MRC	150±20%	1.215	6.72	0.38	0.43	0.45	0.28	0.40
LPD5030-224MRC	220±20%	1.650	5.53	0.31	0.35	0.36	0.24	0.34
LPD5030-334MRC	330±20%	2.680	4.17	0.25	0.25	0.32	0.18	0.25
LPD5030-474MRC	470±20%	3.755	3.52	0.21	0.24	0.26	0.15	0.21
LPD5030-684MRC	680±20%	5.400	2.93	0.17	0.2	0.21	0.13	0.18
LPD5030-105MRC	1000±20%	8.250	2.33	0.15	0.17	0.17	0.10	0.14

PFD2015, PFD3215

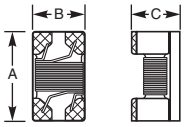

LPD3015, LPD4012, LPD50xx

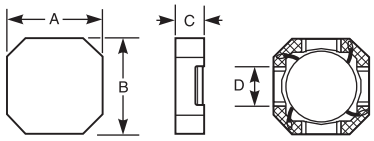

Dimensions (inches *mm*)

Series	A max	B max	C	D
LPD3015	0.121 *3,07*	0.121 *3,07*	0.059 *1,5*	0.039 *0,99*
LPD4012	0.158 *4,02*	0.158 *4,02*	0.0473 *1,2*	0.060 *1,52*
LPD5010	0.189 *4,80*	0.189 *4,80*	0.039 *1,0*	0.060 *1,52*
LPD5030	0.189 *4,80*	0.189 *4,80*	0.118 *3,0*	0.060 *1,52*
PFD2015	0.090 *2,29*	0.060 *1,52*	0.059 *1,5*	
PFD3215	0.131 *3,32*	0.092 *2,33*	0.059 *1,5*	

LPD6235 Coupled

Part number	Inductance ±20% (µH)	DCR max (Ohms)	SRF typ (MHz)	Isat (A) 10% drop	Isat (A) 20% drop	Isat (A) 30% drop	Irms (A) both windings	Irms (A) one winding
LPD6235-682MRC	6.8	0.060	31	2.80	3.00	3.12	1.40	1.98
LPD6235-103MRC	10	0.079	27	2.50	2.70	2.80	1.30	1.83
LPD6235-223MRC	22	0.150	15	1.50	1.67	1.73	0.85	1.20
LPD6235-473MRC	47	0.315	9.7	0.90	0.98	0.99	0.60	0.85
LPD6235-104MRC	100	0.60	7.0	0.62	0.72	0.74	0.40	0.56
LPD6235-474MRC	470	1.75	3.0	0.18	0.22	0.23	0.25	0.35
LPD6235-105MRC	1000	3.50	1.9	0.12	0.14	0.15	0.15	0.21
LPD6235-155MRC	1500	5.40	1.5	0.12	0.12	0.13	0.14	0.20
LPD6235-205MRC	2000	8.00	1.3	0.08	0.11	0.12	0.11	0.16

LPD6235

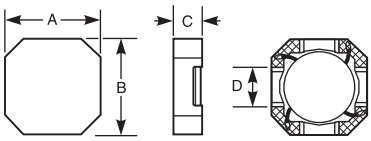

Dimensions (inches *mm*)

Series	A max	B max	C	D
LPD6235	0.239 *6,08*	0.239 *6,08*	0.138 *3,5*	0.079 *2,00*

MSD1260 Coupled *

Part number	Inductance (µH)	DCR max (Ohms)	SRF typ (MHz)	K typ	Leak L typ (µH)	Isat (A) 30% drop	Irms (A) both windings	Irms (A) one winding
MSD1260-472MLD	4.7 ±20%	0.018	32	0.98	0.20	10.30	3.16	4.47
MSD1260-562MLD	5.6 ±20%	0.020	31	0.98	0.20	9.66	3.00	4.24
MSD1260-682MLD	6.8 ±20%	0.024	28	0.98	0.24	9.21	2.75	3.88
MSD1260-822MLD	8.2 ±20%	0.026	25	0.98	0.25	8.55	2.63	3.72
MSD1260-103MLD	10 ±20%	0.030	22	0.99	0.26	7.40	2.45	3.46
MSD1260-123MLD	12 ±20%	0.037	21	0.99	0.28	6.86	2.21	3.12
MSD1260-153MLD	15 ±20%	0.042	17.6	0.99	0.32	6.09	2.06	2.92
MSD1260-183MLD	18 ±20%	0.048	17.0	0.99	0.40	5.30	1.93	2.73
MSD1260-223MLD	22 ±20%	0.058	15.0	0.98	0.68	5.01	1.76	2.49
MSD1260-273MLD	27 ±20%	0.062	13.6	0.99	0.50	4.66	1.70	2.41
MSD1260-333MLD	33 ±20%	0.067	12.7	0.99	0.65	4.22	1.64	2.32
MSD1260-393MLD	39 ±20%	0.071	11.7	0.99	1.09	3.80	1.59	2.25
MSD1260-473MLD	47 ±20%	0.087	8.7	0.99	0.80	3.25	1.44	2.03
MSD1260-563MLD	56 ±20%	0.099	7.6	0.99	0.75	3.07	1.35	1.91
MSD1260-683MLD	68 ±20%	0.108	6.1	>0.99	0.57	2.83	1.29	1.83
MSD1260-823MLD	82 ±20%	0.137	5.3	0.99	1.52	2.55	1.15	1.62
MSD1260-104MLD	100 ±20%	0.161	5.0	0.99	1.41	2.20	1.06	1.50
MSD1260-124KLD	120 ±10%	0.209	4.4	0.99	1.34	2.05	0.93	1.31
MSD1260-154KLD	150 ±10%	0.238	4.0	0.99	1.52	1.82	0.87	1.23
MSD1260-184KLD	180 ±10%	0.268	3.6	0.99	1.80	1.60	0.82	1.16
MSD1260-224KLD	220 ±10%	0.346	3.2	>0.99	1.60	1.51	0.72	1.02
MSD1260-274KLD	270 ±10%	0.403	2.8	>0.99	2.23	1.41	0.67	0.95
MSD1260-334KLD	330 ±10%	0.545	2.5	>0.99	2.39	1.28	0.57	0.81
MSD1260-394KLD	390 ±10%	0.600	2.3	>0.99	3.72	1.16	0.55	0.77
MSD1260-474KLD	470 ±10%	0.795	2.1	>0.99	2.89	1.00	0.48	0.67
MSD1260-564KLD	560 ±10%	0.905	2.0	>0.99	2.55	0.95	0.45	0.63
MSD1260-684KLD	680 ±10%	1.030	1.8	>0.99	5.76	0.88	0.42	0.59
MSD1260-824KLD	820 ±10%	1.325	1.5	>0.99	2.86	0.79	0.37	0.52
MSD1260-105KLD	1000 ±10%	1.530	1.2	>0.99	4.32	0.69	0.34	0.49

MSD7342 Coupled

Part number	Inductance ±20% (µH)	DCR max (Ohms)	SRF typ (MHz)	K typ	Leak L typ (µH)	Isat (A) 30% drop	Irms (A) both windings	Irms (A) one winding
MSD7342-252MLC	2.5	0.033	55	0.97	0.14	6.3	2.17	3.06
MSD7342-332MLC	3.3	0.037	43	0.99	0.09	5.4	2.05	2.89
MSD7342-472MLC	4.7	0.051	35	0.99	0.11	4.6	1.74	2.46
MSD7342-562MLC	5.6	0.063	32	0.99	0.09	4.2	1.57	2.22
MSD7342-682MLC	6.8	0.070	30	0.99	0.14	3.9	1.49	2.10
MSD7342-822MLC	8.2	0.075	27	0.98	0.25	3.5	1.44	2.03
MSD7342-103MLC	10	0.100	22	0.98	0.30	3.0	1.24	1.76
MSD7342-123MLC	12	0.120	20	0.98	0.36	2.7	1.14	1.61
MSD7342-153MLC	15	0.130	18	0.98	0.49	2.4	1.09	1.54
MSD7342-183MLC	18	0.170	15	>0.99	0.16	2.3	0.95	1.35
MSD7342-223MLC	22	0.220	13.5	>0.99	0.20	2.1	0.84	1.19
MSD7342-273MLC	27	0.250	12.0	>0.99	0.20	1.9	0.79	1.11
MSD7342-333MLC	33	0.270	11.0	>0.99	0.15	1.7	0.76	1.07
MSD7342-393MLC	39	0.380	10.0	0.99	0.70	1.5	0.64	0.90
MSD7342-473MLC	47	0.420	9.5	>0.99	0.30	1.4	0.61	0.86
MSD7342-563MLC	56	0.460	8.7	>0.99	0.51	1.3	0.58	0.82
MSD7342-683MLC	68	0.600	7.3	>0.99	0.51	1.2	0.51	0.72
MSD7342-823MLC	82	0.680	6.2	0.99	1.17	1.1	0.48	0.67
MSD7342-104MLC	100	0.770	5.5	>0.99	0.96	0.98	0.45	0.63
MSD7342-124MLC	120	1.03	4.5	>0.99	0.61	0.90	0.39	0.55
MSD7342-154MLC	150	1.35	4.0	>0.99	0.54	0.80	0.34	0.48
MSD7342-184MLC	180	1.52	3.8	>0.99	0.75	0.73	0.32	0.45
MSD7342-224MLC	220	1.72	3.5	>0.99	1.43	0.66	0.30	0.42
MSD7342-274MLC	270	2.41	3.3	>0.99	1.56	0.60	0.25	0.36
MSD7342-334MLC	330	2.70	3.0	>0.99	1.65	0.54	0.24	0.34
MSD7342-394MLC	390	3.05	2.8	0.99	4.73	0.50	0.23	0.32
MSD7342-474MLC	470	4.00	2.6	0.99	5.50	0.46	0.20	0.28
MSD7342-564MLC	560	4.43	2.5	>0.99	4.85	0.42	0.19	0.26
MSD7342-684MLC	680	5.00	2.3	0.99	7.59	0.38	0.18	0.25
MSD7342-824MLC	820	6.80	2.2	>0.99	8.01	0.35	0.15	0.21
MSD7342-105MLC	1000	7.80	2.0	>0.99	8.69	0.31	0.14	0.20

MSD1514 Coupled

Part number	Inductance (µH)	DCR max (Ohms)	SRF typ (MHz)	K typ	Leak L typ (µH)	Isat (A) 30% drop	Irms (A) both windings	Irms (A) one winding
MSD1514-252MED	2.5±20%	0.012	34.0	0.97	0.20	30.5	5.1	7.8
MSD1514-472MED	4.7±20%	0.014	25.0	0.98	0.20	23.7	4.5	7.6
MSD1514-103MED	10±20%	0.018	16.5	0.99	0.40	16.2	4.0	6.8
MSD1514-123MED	12±20%	0.022	14.5	0.99	0.40	14.8	3.7	6.6
MSD1514-153MED	15±20%	0.028	11.0	>0.99	0.42	13.3	3.4	5.8
MSD1514-223MED	22±20%	0.036	10.0	>0.99	0.45	11.0	3.0	5.1
MSD1514-273MED	27±20%	0.039	8.50	>0.99	0.45	9.90	2.95	4.7
MSD1514-333MED	33±20%	0.052	7.20	>0.99	0.45	9.00	2.55	3.9
MSD1514-473MED	47±20%	0.075	5.60	>0.99	0.55	7.50	2.20	3.45
MSD1514-683MED	68±20%	0.090	5.20	>0.99	0.55	6.20	2.00	3.20
MSD1514-104KED	100±10%	0.126	3.80	>0.99	0.55	5.15	1.65	2.50
MSD1514-224KED	220±10%	0.287	2.30	>0.99	0.70	3.50	1.10	1.70
MSD1514-334KED	330±10%	0.367	2.10	>0.99	0.80	2.83	0.98	1.55
MSD1514-474KED	470±10%	0.550	1.65	>0.99	1.2	2.40	0.77	1.30
MSD1514-105KED	1000±10%	1.25	1.10	>0.99	2.0	1.63	0.55	0.77

***High-temperature, AEC grade 1 version available. Visit http://www.coilcraft.com/prod_hitemp.cfm.**

Q200 85°

MSD1278 Coupled *

Part number	Inductance (µH)	DCR max (Ohms)	SRF typ (MHz)	K typ	Leak L typ (µH)	Isat (A) 30% drop	Irms (A) both windings	Irms (A) one winding
MSD1278-472MLD	4.7 ±20%	0.019	32.0	0.98	0.22	14.90	3.16	4.47
MSD1278-562MLD	5.6 ±20%	0.023	25.0	0.98	0.23	13.40	2.87	4.06
MSD1278-682MLD	6.8 ±20%	0.024	24.0	0.98	0.22	13.10	2.81	3.98
MSD1278-822MLD	8.2 ±20%	0.025	18.0	0.98	0.34	10.80	2.76	3.90
MSD1278-103MLD	10 ±20%	0.029	16.5	0.98	0.34	10.50	2.56	3.62
MSD1278-123MLD	12 ±20%	0.031	14.5	0.98	0.36	9.60	2.48	3.50
MSD1278-153MLD	15 ±20%	0.036	11.8	0.99	0.41	9.10	2.30	3.25
MSD1278-183MLD	18 ±20%	0.040	10.5	0.99	0.37	8.00	2.18	3.08
MSD1278-223MLD	22 ±20%	0.048	9.0	0.99	0.41	6.80	1.99	2.81
MSD1278-273MLD	27 ±20%	0.060	8.4	0.99	0.43	6.50	1.78	2.52
MSD1278-333MLD	33 ±20%	0.075	7.6	0.99	0.56	5.60	1.59	2.25
MSD1278-393MLD	39 ±20%	0.080	6.5	0.99	0.64	5.50	1.54	2.18
MSD1278-473MLD	47 ±20%	0.090	6.0	0.99	0.70	5.20	1.45	2.05
MSD1278-563MLD	56 ±20%	0.095	5.6	0.99	0.76	4.50	1.41	2.00
MSD1278-683MLD	68 ±20%	0.105	5.0	0.99	0.88	4.10	1.35	1.90
MSD1278-823MLD	82 ±20%	0.140	4.1	0.99	0.85	3.80	1.16	1.65
MSD1278-104MLD	100 ±20%	0.150	3.6	>0.99	0.90	3.40	1.13	1.59
MSD1278-124KLD	120 ±10%	0.205	3.2	0.99	1.31	3.20	0.96	1.36
MSD1278-154KLD	150 ±10%	0.230	3.0	>0.99	1.46	2.80	0.91	1.29
MSD1278-184KLD	180 ±10%	0.255	2.7	>0.99	0.93	2.50	0.86	1.22
MSD1278-224KLD	220 ±10%	0.345	2.5	>0.99	1.54	2.30	0.74	1.05
MSD1278-274KLD	270 ±10%	0.450	2.1	>0.99	1.17	2.10	0.65	0.92
MSD1278-334KLD	330 ±10%	0.510	2.0	0.99	4.14	1.90	0.61	0.86
MSD1278-394KLD	390 ±10%	0.560	1.8	>0.99	1.64	1.70	0.58	0.82
MSD1278-474KLD	470 ±10%	0.715	1.6	>0.99	0.25	1.60	0.50	0.70
MSD1278-564KLD	560 ±10%	0.845	1.5	>0.99	2.68	1.50	0.47	0.67
MSD1278-684KLD	680 ±10%	1.145	1.4	>0.99	2.11	1.30	0.41	0.58
MSD1278-824KLD	820 ±10%	1.275	1.3	>0.99	2.39	1.20	0.39	0.55
MSD1278-105KLD	1000 ±10%	1.415	1.1	>0.99	4.28	1.10	0.37	0.52

LPH8045 Shielded

Part number	Inductance ±20% (µH)	DCR (Ohms) nom	DCR (Ohms) max	SRF typ (MHz)	Isat (A) 10% drop	Isat (A) 20% drop	Isat (A) 30% drop	Irms (A) 20°C rise	Irms (A) 40°C rise
LPH8045-682MRC	6.8	0.208	0.223	31.0	3.30	3.72	3.90	0.95	1.30
LPH8045-822MRC	8.2	0.228	0.250	27.4	3.00	3.40	3.65	0.92	1.26
LPH8045-103MRC	10	0.241	0.261	25.0	2.65	3.10	3.35	0.90	1.21
LPH8045-153MRC	15	0.306	0.331	18.9	2.30	2.65	2.90	0.80	1.09
LPH8045-223MRC	22	0.390	0.395	15.0	1.70	1.90	2.10	0.65	0.89

LPH8045

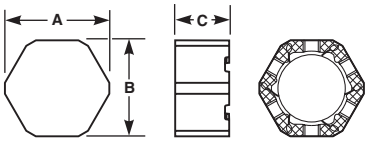

Dimensions (inches *mm*)

Series	A max	B max	C
LPH8045	0.345 *8,76*	0.318 *8,05*	0.185 *4,70*

MSC1278 Coupled

Part number	Inductance (µH)	DCR max (Ohms)	SRF typ (MHz)	K typ	Leak L typ	Isat (A) 10% drop	Isat (A) 20% drop	Isat (A) 30% drop	Irms (A) both windings	Irms (A) one winding
MSC1278-103MLD	10 ±20%	0.058	20	0.80	2.75	8.80	10.0	10.66	2.56	3.62
MSC1278-223KLD	22 ±10%	0.096	12	0.82	5.85	6.00	6.80	7.26	1.99	2.81
MSC1278-333KLD	33 ±10%	0.15	9.5	0.85	10.1	5.50	6.10	6.52	1.59	2.25
MSC1278-473KLD	47 ±10%	0.18	7.8	0.83	14.5	3.70	4.34	4.60	1.45	2.05

MSC1278, MSD12xx, MSD15xx, MSD7342

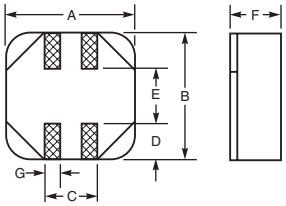

Dimensions (inches *mm*)

Series	A max	B max	C	D	E	F	G
MSC1278	0.484 *12,3*	0.484 *12,3*	0.197 *5,0*	0.138 *3,5*	0.197 *5,0*	0.317 *8,05*	0.059 *1,5*
MSD1260	0.484 *12,3*	0.484 *12,3*	0.244 *6,2*	0.138 *3,5*	0.197 *5,0*	0.197 *5,0*	0.059 *1,5*
MSD1278	0.484 *12,3*	0.484 *12,3*	0.197 *5,0*	0.138 *3,5*	0.197 *5,0*	0.317 *8,05*	0.059 *1,5*
MSD1514	0.787 *15,5*	0.787 *15,5*	0.220 *5,6*	0.130 *3,3*	0.331 *8,2*	0.559 *14,2*	0.074 *1,9*
MSD1583	0.610 *15,5*	0.610 *15,5*	0.220 *5,6*	0.126 *3,2*	0.331 *8,4*	0.339 *8,6*	0.075 *1,9*
MSD7342	0.295 *7,5*	0.295 *7,5*	0.091 *2,3*	0.063 *1,6*	0.150 *3,8*	0.181 *4,6*	0.028 *0,7*

MSD1583 Coupled

Part number	Inductance (µH)	DCR max (Ohms)	SRF typ (MHz)	K typ	Leak L typ (µH)	Isat (A) 30% drop	Irms (A) both windings	Irms (A) one winding
MSD1583-103MED	10 ±20%	0.016	16.0	0.98	0.33	14.5	3.68	5.20
MSD1583-123MED	12 ±20%	0.019	14.5	0.98	0.36	13.2	3.54	5.00
MSD1583-153MED	15 ±20%	0.023	12.0	0.99	0.38	11.8	3.18	4.50
MSD1583-183MED	18 ±20%	0.024	11.5	0.99	0.40	10.8	3.04	4.30
MSD1583-223MED	22 ±20%	0.033	10.5	0.99	0.40	9.80	2.44	3.45
MSD1583-333MED	33 ±20%	0.048	8.0	0.99	0.54	8.00	2.16	3.05
MSD1583-473MED	47 ±20%	0.058	7.1	0.99	0.46	6.70	1.98	2.80
MSD1583-683MED	68 ±20%	0.083	5.7	0.99	0.79	5.50	1.56	2.20
MSD1583-104KED	100 ±10%	0.130	5.1	>0.99	0.59	4.60	1.24	1.75
MSD1583-154KED	150 ±10%	0.190	3.7	>0.99	0.70	3.75	1.06	1.50
MSD1583-224KED	220 ±10%	0.230	3.2	>0.99	0.89	3.10	0.92	1.30
MSD1583-474KED	470 ±10%	0.520	2.2	>0.99	1.16	2.12	0.65	0.92
MSD1583-105KED	1000 ±10%	1.200	1.6	>0.99	2.02	1.45	0.42	0.60

Common Mode EMI/RFI Filters

Coilcraft offers EMI/RFI common mode chokes for the suppression of radiated and/or conducted EMI. Data/signal line filters such as our **USB** Family dramatically suppress common mode noise with minimal impact on high-speed differential signals. The **PFD**, **LPD** and **MSD** parts can be used to attenuate common-mode or differential-mode noise in both data and power line applications. Power line chokes like the **CMT** and **BU** Series reduce common mode noise from AC power.

Data Line Common Mode EMI Chokes

The **CJ5100**, **CQ7584**, and **CR7856** surface mount data line common mode chokes are designed to attenuate up to 100 MHz common mode noise. The **PDLF** Series can reduce noise by a factor of 32 from 15 MHz to 300 MHz and are available in 2, 3 and 4 line versions. The **PTRF** Series is optimized for FCC and ITU-T (formerly CCITT) requirements. These parts provide 15 to 25 dB attenuation, greater than 1000 Ohms impedance and 1500 V isolation between windings. **M2022** can suppress common mode noise up to 500 MHz in a compact 1812 package.

CJ5100, CQ7584, CR7856

Part number	Common mode peak impedance max (kOhms)	Cutoff frequency (MHz)	Inductance (mH) nom	Inductance (mH) min	DCR max (Ohms)	Isolation (Vrms)	Irms (mA)
CJ5100-AL	4.49 @ 9.9 MHz	920	0.47	0.329	0.24	500	850
CQ7584-AL	6.81 @ 4.1 MHz	760	2.20	1.54	0.40	500	650
CR7856-AL	11.11 @ 1.9 MHz	460	4.70	3.29	1.3	500	470

DFT7160

Part number	Common mode impedance max (kOhms)	Cutoff frequency (MHz)	Inductance min (mH)	DCR max (Ohms)	Isolation (Vrms)	Irms (mA)
DFT7160-513SLC	3.97 @ 69 MHz	25	0.0357	0.300	250	700
DFT7160-513BLC	4.00 @ 55 MHz	570	0.0357	0.300	250	700
DFT7160-474BLC	2.42 @ 7.5 MHz	410	0.329	0.210	250	1000
DFT7160-105BLC	3.12 @ 6.0 MHz	420	0.700	0.210	250	900
DFT7160-225BLC	6.66 @ 4.7 MHz	670	1.54	0.500	250	600
DFT7160-475BLC	13.47 @ 3.0 MHz	440	3.29	0.600	250	500

PDLF

Part number	Lines	Common mode peak impedance (kOhms)	Cutoff frequency (GHz)	Inductance min (µH)	DCR max (mOhms)	Isolation (Vrms)	Current (mA)
PDLF4000LC	4	0.949 @ 210 MHz	1.1	5.0	250	300	100
PDLF4500LC	4	0.848 @ 200 MHz	0.88	5.0	200	300	500
PDLF3000LC	3	0.901 @ 280 MHz	1.4	5.0	250	300	100
PDLF3500LC	3	0.910 @ 210 MHz	1.1	5.0	200	300	500
PDLF2000LC	2	0.958 @ 280 MHz	1.3	5.0	250	300	100
PDLF2500LC	2	0.929 @ 250 MHz	1.2	5.0	200	300	500

PTRF

Part number	Lines	Common mode peak impedance (kOhms)	Cutoff frequency (MHz)	Inductance min (µH)	DCR max (mOhms)	Isolation (Vrms)	Current (mA)
PTRF2000LC	1	0.814 @ 11 MHz	38	35	0.075	1500	500
PTRF4000LC	2	0.851 @ 12 MHz	41	35	0.135	1500	500

M2022

Part number	Common mode impedance max (kOhms)	Cutoff frequency (MHz)	Inductance min (µH)	DCR max (mOhms)	Isolation (Vrms)	Current (mA)
M2022-ALC	38.3 @ 120 MHz	170	4.2 ±10%	800	50	500
M2022-ALPLC	40.0 @ 160 MHz	120	4.0 ±10%	990	50	500
M2022-ASLC	32.0 @ 66 MHz	140	11.5	850	50	500

1812CAN

NEW!

Part number	Inductance ±30% (µH)	DCR max (Ohms)	Isolation (Vrms)	Irms (mA)
1812CAN-113NRC	11	0.27	250	460
1812CAN-223NRC	22	0.40	250	400
1812CAN-513NRC	51	0.59	250	300
1812CAN-104NRC	100	0.80	250	260

CJ5100, CQ7584, CR7856, DFT7160

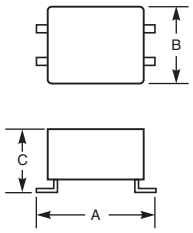

PDLF / PTRF Series

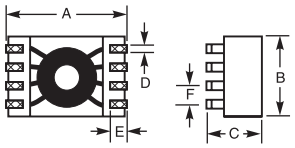

M2022 Series

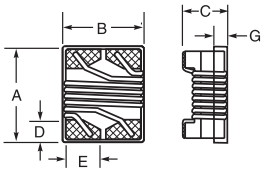

1812CAN

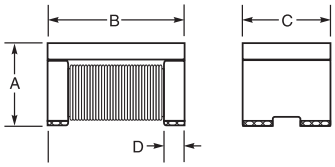

Dimensions (inches *mm*)

Series	A max	B max	C max	D ref	E typ	F	G
1812CAN	0.195 *4,95*	0.125 *3,18*	0.118 *3,0*	0.028 *0,71*			
CJ5100-AL	0.370 *9,4*	0.236 *6,0*	0.189 *4,8*				
CQ7584-AL	0.370 *9,4*	0.220 *5,6*	0.189 *4,8*				
CR7856-AL	0.370 *9,4*	0.217 *5,5*	0.193 *4,9*				
DFT7160	0.370 *9,4*	0.220 *5,6*	0.193 *4,9*				
M2022-ALC	0.195 *4,95*	0.150 *3,81*	0.135 *3,43*	0.030 *0,76*	0.040 *1,02*		0.070 *1,78*
M2022-ALPLC	0.195 *4,95*	0.150 *3,81*	0.079 *2,01*	0.030 *0,76*	0.040 *1,02*		0.070 *1,78*
M2022-ASLC	0.231 *5,87*	0.196 *4,98*	0.150 *3,81*	0.030 *0,76*	0.040 *1,02*		0.107 *2,72*
PDLF	0.329 *8,35*	0.223 *5,65*	0.146 *3,70*	0.020 *0,50*	0.395 *1,00*	0.050 *1,27*	
PTRF	0.329 *8,35*	0.223 *5,65*	0.146 *3,70*	0.020 *0,50*	0.395 *1,00*	0.050 *1,27*	

High-Speed Data Line EMI Chokes

Coilcraft's **RA6870**, **CM1394** and **USB** Families of high-speed data line common mode chokes effectively reduce common mode noise in high-speed interfaces like USB 2.0, USB 3.1 Gen 1, HDBaseT™, MOST® bus, etc. They maintain excellent signal integrity for high-speed communications with the -3dB differential mode cutoff frequency up to 6.5 GHz. Most provide greater than 30 dB common mode attenuation at 500 MHz and 25 dB in the GHz band.

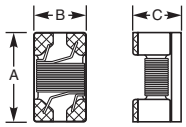

Dimensions (inches *mm*)

Series	A max	B max	C max
0603USB	0.063 *1,60*	0.033 *0,84*	0.046 *1,17*
0805USB	0.084 *2,13*	0.054 *1,37*	0.065 *1,65*
0805USBF	0.084 *2,13*	0.054 *1,37*	0.055 *1,40*
0805USBN	0.087 *2,20*	0.055 *1,40*	0.037 *0,93*
1206USB	0.130 *3,30*	0.067 *1,70*	0.076 *1,93*
CM1394	0.231 *5,87*	0.196 *4,98*	0.150 *3,81*
RA6870	0.084 *2,13*	0.054 *1,37*	0.065 *1,65*

0603USB

Part number	Common mode impedance (kOhms)	Cutoff frequency (GHz)	Common mode attenuation typ (dB) 100 MHz	500 MHz	1 GHz	Inductance min (nH)	DCR max (Ohms)	Isolation (Vrms)	Irms (mA)
0603USB-251MLC	>0.10 @ >3.0 GHz	3.8	1.31	3.16	8.45	18	0.077	250	500
0603USB-601MLC	>0.18 @ >3.0 GHz	3.4	3.00	6.88	13.27	37	0.109	250	500
0603USB-951MLC	0.30 @ 2.6 GHz	2.8	4.62	9.75	16.06	63	0.142	250	500
0603USB-142MLC	0.42 @ 1.9 GHz	1.9	6.85	12.80	18.16	98	0.174	250	500
0603USB-222MLC	0.71 @ 2.9 GHz	0.96	9.14	16.53	20.29	150	0.209	250	500

0805USB

Part number	Common mode impedance (kOhms)	Cutoff frequency (GHz)	Common mode attenuation typ (dB) 10 MHz	100 MHz	500 MHz	Inductance min (nH)	DCR max (Ohms)	Isolation (Vrms)	Irms (mA)
0805USB-421MLC	>0.22 @ >3.0 GHz	3.5	1.1	2.3	8.4	23	0.12	250	500
0805USB-901MLC	>0.29 @ >3.0 GHz	2.5	1.4	4.2	16.9	47	0.17	250	500
0805USB-172MLC	0.64 @ 1.8 GHz	1.8	2.3	6.7	22.0	84	0.25	250	500
0805USB-262MLC	0.82 @ 1.8 GHz	1.5	3.0	8.6	27.8	147	0.26	250	500
0805USB-372MLC	1.06 @ 1.4 GHz	0.82	4.5	11.9	34.3	189	0.32	250	500
0805USB-502MLC	1.42 @ 1.1 GHz	0.70	4.9	14.5	31.3	273	0.37	250	500
0805USB-672MLC	1.75 @ 0.93 GHz	0.46	8.4	16.6	30.0	322	0.45	250	500
0805USB-902MLC	2.06 @ 0.90 GHz	0.47	8.7	18.7	30.5	413	0.65	250	400

Q200 125°

0805USBF

Part number	Common mode impedance (kOhms)	Cutoff frequency (GHz)	Common mode attenuation typ (dB) 10 MHz	100 MHz	500 MHz	Inductance min (nH)	DCR max (Ohms)	Isolation (Vrms)	Irms (mA)
0805USBF-421MRC	>0.14@>3.0 GHz	6.6	0.5	4.6	6.9	28	0.11	250	500
0805USBF-901MRC	>0.30@>3.0 GHz	5.8	2.1	9.1	11.8	60	0.14	250	500
0805USBF-172MRC	0.52@2.5 GHz	3.3	4.0	12.8	15.7	101	0.22	250	500
0805USBF-262MRC	0.69@2.0 GHz	2.4	5.7	15.4	18.5	165	0.235	250	500
0805USBF-372MRC	0.93@1.8 GHz	1.4	5.8	18.1	22.3	241	0.27	250	500
0805USBF-502MRC	1.22@1.5 GHz	0.93	11.2	21.6	25.2	315	0.32	250	500
0805USBF-672MRC	1.65@1.2 GHz	0.69	11.3	23.3	27.7	434	0.37	250	450
0805USBF-902MRC	1.91@1.0 GHz	0.73	12.6	25.4	30.0	560	0.63	250	350

0805USBN

Part number	Common mode impedance (kOhms)	Cutoff frequency (GHz)	Common mode attenuation typ (dB) 10 MHz	100 MHz	500 MHz	Inductance min (nH)	DCR max (Ohms)	Isolation (Vrms)	Irms (mA)
0805USBN-121MRC	0.14@2.6 GHz	6.4	0.04	0.5	5.0	14	0.11	250	500
0805USBN-271MRC	0.30@2.5 GHz	5.1	0.09	1.4	10.0	30	0.14	250	500
0805USBN-481MRC	0.60@3.0 GHz	3.4	0.13	3.5	14.7	53	0.22	250	500
0805USBN-701MRC	0.79@2.0 GHz	3.4	0.18	5.3	17.4	77	0.235	250	500
0805USBN-941MRC	1.28@1.4 GHz	3.5	0.30	7.6	21.1	105	0.27	250	500
0805USBN-132MRC	1.61@1.2 GHz	2.3	0.50	10.0	24.4	140	0.32	250	500
0805USBN-162MRC	2.00@1.0 GHz	1.5	0.78	12.1	27.3	182	0.37	250	450
0805USBN-222MRC	2.47@0.96 GHz	1.7	1.14	14.0	30.0	252	0.63	250	350

1206USB

Part number	Common mode impedance (kOhms)	Cutoff frequency (GHz)	Common mode attenuation typ (dB) 10 MHz	100 MHz	500 MHz	Inductance min (nH)	DCR max (Ohms)	Isolation (Vrms)	Irms (mA)
1206USB-371MLC	0.21 @ 3.0 GHz	2.7	1.2	4.8	8.1	31	0.10	250	1000
1206USB-102MLC	0.36 @ 1.9 GHz	2.2	3.8	9.0	13.3	66	0.14	250	850
1206USB-172MLC	0.55 @ 1.5 GHz	2.1	5.0	12.4	18.0	107	0.18	250	700
1206USB-262MLC	0.76 @ 1.1 GHz	2.0	6.1	15.3	21.0	161	0.22	250	600
1206USB-372MLC	1.11 @ 1.1 GHz	1.2	9.1	18.5	24.4	226	0.26	250	600
1206USB-532MLC	1.45 @ 0.93 GHz	0.78	10.9	21.4	26.3	319	0.30	250	600
1206USB-672MLC	1.69 @ 0.93 GHz	0.75	13.9	23.4	28.0	412	0.34	250	500
1206USB-872MLC	1.99 @ 0.72 GHz	0.53	16.3	25.3	29.4	510	0.39	250	500
1206USB-113MLC	2.24 @ 0.66 GHz	0.51	16.9	27.1	30.0	623	0.44	250	500
1206USB-223MLC	3.36 @ 0.34 GHz	0.22	22.4	33.1	32.3	1040	0.085	250	120

Q200 125°

RA6870

Part number	Common mode impedance (kOhms)	Cutoff frequency (GHz)	Common mode attenuation typ (dB) 10 MHz	100 MHz	500 MHz	Inductance min (nH)	DCR max (Ohms)	Isolation (Vrms)	Irms (mA)
RA6870-ALC	1.94 @ 700 MHz	0.59	12.7	26.2	30.8	700	0.69	250	300

CM1394

Part number	Common mode impedance (kOhms)	Cutoff frequency (GHz)	Common mode attenuation typ (dB) 100 MHz	400 MHz	500 MHz	Inductance min (nH)	DCR max (Ohms)	Isolation (Vrms)	Irms (A)
CM1394LC	0.813 @ 660 MHz	1.2	11.1	21.1	22.7	220	0.105	50	1.5

The **LPD**, **MSD** and **PFD** Families are low profile, miniature footprint common mode chokes that can be used to attenuate common mode noise or differential mode noise in both data and power line applications.

PFD2015

Part number	Common mode impedance max (kOhms)	Cutoff frequency (MHz)	Inductance (µH) min	Inductance (µH) nom	DCR max (Ohms)	Isolation (Vrms)	Irms (A)
PFD2015-102MEC	2.30 @ 400 MHz	550	0.80	1.0	0.165	250	0.800
PFD2015-122MEC	3.45 @ 350 MHz	560	0.96	1.2	0.175	250	0.750
PFD2015-182MEC	4.21 @ 510 MHz	350	1.44	1.8	0.294	250	0.490
PFD2015-272MEC	6.16 @ 720 MHz	380	2.16	2.7	0.477	250	0.410
PFD2015-332MEC	7.14 @ 610 MHz	330	2.64	3.3	0.670	250	0.370
PFD2015-472MEC	9.78 @ 460 MHz	230	3.76	4.7	1.00	250	0.260
PFD2015-682MEC	14.18 @ 290 MHz	260	5.44	6.8	1.75	250	0.187
PFD2015-822MEC	13.81 @ 250 MHz	170	6.56	8.2	2.50	250	0.150
PFD2015-103MEC	14.73 @ 470 MHz	220	8.00	10	3.40	250	0.130

PFD3215

Part number	Common mode impedance max (kOhms)	Cutoff frequency (MHz)	Inductance (µH) min	Inductance (µH) nom	DCR max (Ohms)	Isolation (Vrms)	Irms (A)
PFD3215-391MEC	0.94 @ 960 MHz	490	0.31	0.39	0.070	250	0.98
PFD3215-102MEC	1.10 @ 540 MHz	200	0.80	1.0	0.123	250	0.85
PFD3215-182MEC	2.60 @ 880 MHz	310	1.4	1.8	0.250	250	0.60
PFD3215-222MEC	2.20 @ 560 MHz	300	1.7	2.2	0.265	250	0.57
PFD3215-332MEC	6.51 @ 230 MHz	260	2.6	3.3	0.360	250	0.55
PFD3215-472MEC	2.82 @ 280 MHz	190	3.7	4.7	0.450	250	0.51
PFD3215-682MEC	3.26 @ 220 MHz	190	5.4	6.8	0.630	250	0.40
PFD3215-103MEC	15.41 @ 130 MHz	170	8.0	10	1.25	250	0.27

LPD3015

Part number	Common mode impedance max (kOhms)	Cutoff frequency (MHz)	Inductance (µH) min	Inductance (µH) nom	DCR max (Ohms)	Isolation (Vrms)	Irms (A)
LPD3015-391MRC	1.03 @ 330 MHz	540	0.312	0.39	0.071	100	1.45
LPD3015-561MRC	1.44 @ 240 MHz	540	0.448	0.56	0.079	100	1.37
LPD3015-102MRC	2.43 @ 160 MHz	330	0.800	1.0	0.129	100	1.08
LPD3015-152MRC	3.56 @ 130 MHz	330	1.20	1.5	0.204	100	0.86
LPD3015-182MRC	4.37 @ 110 MHz	280	1.44	1.8	0.273	100	0.78
LPD3015-222MRC	4.67 @ 100 MHz	330	1.76	2.2	0.300	100	0.75
LPD3015-332MRC	7.28 @ 81 MHz	220	2.64	3.3	0.337	100	0.67
LPD3015-472MRC	10.7 @ 66 MHz	210	3.76	4.7	0.503	100	0.54
LPD3015-682MRC	12.1 @ 54 MHz	290	5.44	6.8	0.622	100	0.49
LPD3015-103MRC	17.8 @ 47 MHz	330	8.00	10	1.040	100	0.38
LPD3015-153MRC	22.6 @ 33 MHz	140	12.0	15	1.420	100	0.32
LPD3015-183MRC	29.0 @ 31 MHz	94	14.4	18	1.550	100	0.31
LPD3015-223MRC	27.3 @ 24 MHz	88	17.6	22	1.89	100	0.28
LPD3015-333MRC	41.1 @ 21 MHz	59	26.4	33	2.84	100	0.23
LPD3015-473MRC	48.7 @ 18 MHz	50	37.6	47	4.03	100	0.19
LPD3015-683MRC	64.5 @ 14 MHz	48	54.4	68	6.11	100	0.16
LPD3015-104MRC	94.7 @ 13 MHz	47	80.0	100	8.54	100	0.13
LPD3015-124MRC	116 @ 11 MHz	37	96.0	120	9.23	100	0.13
LPD3015-154MRC	135 @ 9.3 MHz	27	120	150	12.40	100	0.11
LPD3015-184MRC	170 @ 8.0 MHz	39	144	180	15.32	100	0.10
LPD3015-224MRC	155 @ 7.1 MHz	27	176	220	18.56	100	0.09
LPD3015-334MRC	222 @ 5.9 MHz	16	264	330	27.70	100	0.07

LPD4012

Part number	Common mode impedance max (kOhms)	Cutoff frequency (MHz)	Inductance (µH) min	Inductance (µH) nom	DCR max (Ohms)	Isolation (Vrms)	Irms (A)
LPD4012-331NRC	0.75 @ 290 MHz	475	0.231	0.33	0.042	100	1.87
LPD4012-561NRC	0.94 @ 190 MHz	460	0.392	0.56	0.087	100	1.30
LPD4012-821NRC	1.78 @ 160 MHz	400	0.574	0.82	0.100	100	1.21
LPD4012-152NRC	3.27 @ 150 MHz	410	1.05	1.5	0.185	100	1.15
LPD4012-222NRC	4.19 @ 110 MHz	260	1.54	2.2	0.235	100	0.95
LPD4012-332NRC	6.24 @ 90 MHz	220	2.31	3.3	0.32	100	0.75
LPD4012-472MRC	10.19 @ 64 MHz	230	3.76	4.7	0.50	100	0.65
LPD4012-562MRC	12.05 @ 62 MHz	270	4.48	5.6	0.62	100	0.55
LPD4012-682MRC	10.18 @ 54 MHz	210	5.44	6.8	0.53	100	0.60
LPD4012-822MRC	13.16 @ 54 MHz	160	6.56	8.2	0.60	100	0.55
LPD4012-103MRC	16.26 @ 49 MHz	200	8.0	10	0.75	100	0.50
LPD4012-153MRC	21.01 @ 35 MHz	110	12.0	15	1.13	100	0.43
LPD4012-223MRC	28.19 @ 28 MHz	85	17.6	22	1.63	100	0.34
LPD4012-333MRC	30.67 @ 22 MHz	110	26.4	33	1.83	100	0.31
LPD4012-473MRC	35.31 @ 19 MHz	93	37.6	47	2.52	100	0.28
LPD4012-683MRC	47.06 @ 15 MHz	69	54.4	68	3.23	100	0.25
LPD4012-823MRC	48.72 @ 13 MHz	37	65.6	82	3.66	100	0.23
LPD4012-104MRC	58.90 @ 12 MHz	33	80.0	100	4.76	100	0.20
LPD4012-124MRC	69.63 @ 11 MHz	27	96.0	120	5.54	100	0.19
LPD4012-154MRC	94.73 @ 9.5 MHz	42	120	150	6.90	100	0.17
LPD4012-184MRC	114.84 @ 8 MHz	37	144	180	8.75	100	0.14
LPD4012-224MRC	129.43 @ 7.2 MHz	26	176	220	11.24	100	0.12
LPD4012-334MRC	162.61 @ 5.5 MHz	19	264	330	17.00	100	0.10

LPD5010

Part number	Common mode impedance max (kOhms)	Cutoff frequency (MHz)	Inductance (µH) min	Inductance (µH) nom	DCR max (Ohms)	Isolation (Vrms)	Irms (A)
LPD5010-681MRC	0.88 @ 200 MHz	470	0.544	0.680	0.07	100	1.95
LPD5010-102MRC	1.43 @ 160 MHz	530	0.800	1.00	0.10	100	1.50
LPD5010-152MRC	2.05 @ 110 MHz	380	1.20	1.50	0.15	100	1.20
LPD5010-222MRC	3.03 @ 100 MHz	260	1.76	2.20	0.20	100	1.10
LPD5010-332MRC	4.60 @ 80 MHz	190	2.64	3.30	0.27	100	0.95
LPD5010-472MRC	6.47 @ 64 MHz	160	3.76	4.70	0.40	100	0.75
LPD5010-562MRC	7.27 @ 64 MHz	140	4.48	5.60	0.45	100	0.70
LPD5010-682MRC	8.76 @ 54 MHz	150	5.44	6.80	0.53	100	0.60
LPD5010-822MRC	10.97 @ 49 MHz	180	6.56	8.20	0.70	100	0.50
LPD5010-103MRC	12.53 @ 46 MHz	130	8.00	10.0	0.78	100	0.50
LPD5010-153MRC	18.79 @ 36 MHz	96	12.0	15.0	1.19	100	0.42
LPD5010-223MRC	18.52 @ 28 MHz	80	17.6	22.0	1.58	100	0.35
LPD5010-333MRC	26.33 @ 20 MHz	55	26.4	33.0	2.50	100	0.30
LPD5010-473MRC	35.62 @ 18 MHz	43	37.6	47.0	3.48	100	0.25
LPD5010-683MRC	48.54 @ 15 MHz	58	54.4	68.0	5.10	100	0.19
LPD5010-104MRC	78.14 @ 13 MHz	50	80.0	100	8.00	100	0.15
LPD5010-154MRC	116.8 @ 9.8 MHz	26	120	150	11.7	100	0.12
LPD5010-224MRC	129.4 @ 7.2 MHz	28	176	220	15.2	100	0.11

Q200 85°

LPD5030

Part number	Common mode impedance max (kOhms)	Cutoff frequency (MHz)	Inductance (µH) min	Inductance (µH) nom	DCR max (Ohms)	Isolation (Vrms)	Irms (A)
LPD5030-571NRC	0.47 @ 250 MHz	490	0.399	0.570	0.031	100	2.30
LPD5030-781NRC	0.69 @ 210 MHz	400	0.546	0.780	0.038	100	2.25
LPD5030-102NRC	1.03 @ 150 MHz	380	0.800	1.00	0.042	100	2.20
LPD5030-152MRC	1.48 @ 110 MHz	260	1.20	1.50	0.048	100	2.05
LPD5030-222MRC	1.90 @ 93 MHz	260	1.76	2.20	0.067	100	1.95
LPD5030-332MRC	3.84 @ 66 MHz	210	2.64	3.30	0.077	100	1.70
LPD5030-472MRC	4.34 @ 53 MHz	190	3.76	4.70	0.111	100	1.40
LPD5030-562MRC	6.28 @ 45 MHz	140	4.48	5.60	0.125	100	1.35
LPD5030-682MRC	7.10 @ 43 MHz	140	5.44	6.80	0.159	100	1.20
LPD5030-103MRC	11.58 @ 36 MHz	110	8.00	10.0	0.210	100	1.05
LPD5030-153MRC	16.01 @ 26 MHz	87	12.0	15.0	0.298	100	0.85
LPD5030-223MRC	20.32 @ 21 MHz	65	17.6	22.0	0.452	100	0.70
LPD5030-333MRC	34.28 @ 19 MHz	67	26.4	33.0	0.565	100	0.60
LPD5030-473MRC	37.00 @ 13 MHz	50	37.6	47.0	0.806	100	0.50
LPD5030-683MRC	47.73 @ 11 MHz	42	54.4	68.0	1.13	100	0.43
LPD5030-104MRC	74.28 @ 8.7 MHz	34	80.0	100	1.79	100	0.33
LPD5030-154MRC	83.32 @ 7.2 MHz	27	120	150	2.43	100	0.28
LPD5030-224MRC	119.7 @ 5.8 MHz	20	176	220	3.30	100	0.24
LPD5030-334MRC	180.5 @ 4.3 MHz	18	264	330	5.36	100	0.18
LPD5030-474MRC	231.1 @ 3.6 MHz	16	376	470	7.51	100	0.15
LPD5030-684MRC	285.9 @ 3.2 MHz	13	544	680	10.8	100	0.13
LPD5030-105MRC	355.2 @ 2.5 MHz	11	800	1000	16.5	100	0.10

PFD Series

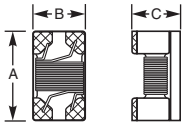

LPD Series

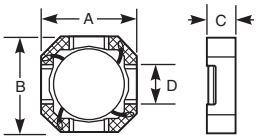

Dimensions (inches *mm*)

Series	A max	B max	C max	D ref
LPD3015	0.121 *3,07*	0.121 *3,07*	0.059 *1,5*	0.039 *0,99*
LPD4012	0.158 *4,02*	0.158 *4,02*	0.0473 *1,2*	0.060 *1,52*
LPD5010	0.192 *4,88*	0.192 *4,88*	0.039 *1,0*	0.060 *1,52*
LPD5030	0.192 *4,88*	0.192 *4,88*	0.118 *3,0*	0.060 *1,52*
PFD2015	0.090 *2,29*	0.060 *1,52*	0.059 *1,5*	
PFD3215	0.131 *3,32*	0.092 *2,33*	0.059 *1,5*	

MSD7342

Part number	Common mode impedance max (kOhms)	Cutoff frequency (MHz)	Inductance (µH) min	Inductance (µH) nom	DCR max (Ohms)	Isolation (Vrms)	Irms (A)
MSD7342-252MLC	3.07 @ 59 MHz	89	2.00	2.5	0.033	200	2.17
MSD7342-332MLC	3.86 @ 50 MHz	70	2.64	3.3	0.037	200	2.05
MSD7342-472MLC	4.93 @ 37 MHz	55	3.76	4.7	0.051	200	1.74
MSD7342-562MLC	5.96 @ 34 MHz	67	4.48	5.6	0.063	200	1.57
MSD7342-682MLC	7.85 @ 31 MHz	79	5.44	6.8	0.070	200	1.49
MSD7342-822MLC	9.09 @ 32 MHz	55	6.56	8.2	0.075	200	1.44
MSD7342-103MLC	9.15 @ 24 MHz	63	8.00	10	0.10	200	1.24
MSD7342-123MLC	11.85 @ 22 MHz	47	9.60	12	0.12	200	1.14
MSD7342-153MLC	14.43 @ 20 MHz	53	12.0	15	0.13	200	1.09
MSD7342-183MLC	18.24 @ 18 MHz	38	14.4	18	0.17	200	0.95
MSD7342-223MLC	18.37 @ 15 MHz	49	17.6	22	0.22	200	0.84
MSD7342-273MLC	25.63 @ 14 MHz	42	21.6	27	0.25	200	0.79
MSD7342-333MLC	26.26 @ 14 MHz	41	26.4	33	0.27	200	0.76
MSD7342-393MLC	35.44 @ 11 MHz	42	31.2	39	0.38	200	0.64
MSD7342-473MLC	34.38 @ 11 MHz	38	37.6	47	0.42	200	0.61
MSD7342-563MLC	41.03 @ 7.9 MHz	40	44.8	56	0.46	200	0.58
MSD7342-683MLC	70.55 @ 8.5 MHz	52	54.4	68	0.60	200	0.51
MSD7342-823MLC	84.57 @ 7.4 MHz	26	65.6	82	0.68	200	0.48
MSD7342-104MLC	89.05 @ 6.6 MHz	24	80.0	100	0.77	200	0.45
MSD7342-124MLC	101.4 @ 6.4 MHz	22	96.0	120	1.03	200	0.39
MSD7342-154MLC	121.2 @ 5.2 MHz	19	120	150	1.35	200	0.34
MSD7342-184MLC	141.5 @ 4.6 MHz	20	144	180	1.52	200	0.32
MSD7342-224MLC	133.0 @ 4.8 MHz	25	176	220	1.72	200	0.30
MSD7342-274MLC	103.7 @ 3.6 MHz	18	216	270	2.41	200	0.25
MSD7342-334MLC	131.7 @ 3.8 MHz	9.1	264	330	2.70	200	0.24
MSD7342-394MLC	145.9 @ 3.1 MHz	11	312	390	3.05	200	0.23
MSD7342-474MLC	187.2 @ 2.7 MHz	11	376	470	4.00	200	0.20
MSD7342-564MLC	204.4 @ 2.6 MHz	8.1	448	560	4.43	200	0.19
MSD7342-684MLC	210.0 @ 2.4 MHz	3.3	544	680	5.00	200	0.18
MSD7342-824MLC	251.8 @ 2.1 MHz	6.6	656	820	6.80	200	0.15
MSD7342-105MLC	276.1 @ 2.1 MHz	5.1	800	1000	7.80	200	0.14

Q200 85°

MSD1260*

Part number	Common mode impedance max (kOhms)	Cutoff frequency (MHz)	Inductance (µH) min	Inductance (µH) nom	DCR max (Ohms)	Isolation (Vrms)	Irms (A)
MSD1260-472MLD	7.39 @ 43 MHz	180	3.76	4.7	0.036	500	3.16
MSD1260-562MLD	8.07 @ 33 MHz	160	4.48	5.6	0.040	500	3.00
MSD1260-682MLD	7.45 @ 21 MHz	100	5.44	6.8	0.048	500	2.75
MSD1260-822MLD	12.74 @ 27 MHz	120	6.56	8.2	0.052	500	2.63
MSD1260-103MLD	10.36 @ 19 MHz	95	8.00	10	0.060	500	2.45
MSD1260-123MLD	11.72 @ 18 MHz	74	9.60	12	0.074	500	2.21
MSD1260-153MLD	15.88 @ 21 MHz	75	12.0	15	0.085	500	2.06
MSD1260-183MLD	19.22 @ 17 MHz	58	14.4	18	0.097	500	1.93
MSD1260-223MLD	23.97 @ 17 MHz	68	17.6	22	0.116	500	1.76
MSD1260-273MLD	23.83 @ 13 MHz	48	21.6	27	0.124	500	1.70
MSD1260-333MLD	28.87 @ 13 MHz	43	26.4	33	0.134	500	1.64
MSD1260-393MLD	24.31 @ 11 MHz	39	31.2	39	0.142	500	1.59
MSD1260-473MLD	27.25 @ 10 MHz	45	37.6	47	0.174	500	1.44
MSD1260-563MLD	39.80 @ 8.9 MHz	33	44.8	56	0.198	500	1.35
MSD1260-683MLD	41.12 @ 7.7 MHz	31	54.4	68	0.216	500	1.29
MSD1260-823MLD	57.65 @ 8 MHz	31	65.6	82	0.274	500	1.15
MSD1260-104MLD	58.69 @ 6.5 MHz	21	80	100	0.322	500	1.06
MSD1260-124KLD	51.20 @ 4.9 MHz	24	108	120	0.418	500	0.93
MSD1260-154KLD	41.37 @ 4 MHz	29	135	150	0.476	500	0.87
MSD1260-184KLD	52.76 @ 4.3 MHz	19	162	180	0.536	500	0.82
MSD1260-224KLD	92.17 @ 4.5 MHz	33	198	220	0.691	500	0.72
MSD1260-274KLD	46.65 @ 3.3 MHz	27	243	270	0.806	500	0.67
MSD1260-334KLD	118.0 @ 3.4 MHz	32	297	330	1.09	500	0.57
MSD1260-394KLD	67.94 @ 2.4 MHz	14	351	390	1.20	500	0.55
MSD1260-474KLD	114.7 @ 2.7 MHz	13	423	470	1.59	500	0.48
MSD1260-564KLD	76.40 @ 2.3 MHz	11	504	560	1.81	500	0.45
MSD1260-684KLD	218.9 @ 2.5 MHz	14	612	680	2.06	500	0.42
MSD1260-824KLD	212.5 @ 2.2 MHz	4.9	738	820	2.65	500	0.37
MSD1260-105KLD	124.2 @ 1.8 MHz	6.6	900	1000	3.06	500	0.34

MSD Series

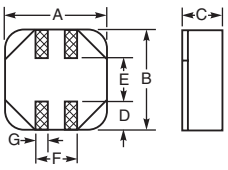

Dimensions (inches *mm*)

Series	A max	B max	C max	D ref	E typ	F	G
MSD1048	0.406 *10,3*	0.406 *10,3*	0.197 *5,0*	0.079 *2,0*	0.228 *5,8*	0.118 *3,0*	0.039 *1,0*
MSD1260	0.484 *12,3*	0.484 *12,3*	0.244 *6,2*	0.138 *3,5*	0.197 *5,0*	0.197 *5,0*	0.059 *1,5*
MSD1278	0.484 *12,3*	0.484 *12,3*	0.317 *8,05*	0.138 *3,5*	0.197 *5,0*	0.197 *5,0*	0.059 *1,5*
MSD1514	0.787 *15,5*	0.787 *15,5*	0.220 *5,6*	0.130 *3,3*	0.331 *8,2*	0.559 *14,2*	0.074 *1,9*
MSD1583	0.610 *15,5*	0.610 *15,5*	0.220 *5,6*	0.126 *3,2*	0.331 *8,4*	0.339 *8,6*	0.075 *1,9*
MSD7342	0.295 *7,5*	0.295 *7,5*	0.181 *4,6*	0.063 *1,6*	0.150 *3,8*	0.091 *2,3*	0.028 *0,7*

*High-temperature, AEC grade 1 version available. Visit http://www.coilcraft.com/prod_hitemp.cfm.

MSD1048

Part number	Common mode impedance max (kOhms)	Cutoff frequency (MHz)	Inductance (µH) min	Inductance (µH) nom	DCR max (Ohms)	Isolation (Vrms)	Irms (A)
MSD1048-222NED	3.49 @71 MHz	200	1.54	2.2	0.019	200	2.4
MSD1048-103MED	10.1 @27 MHz	97	8.00	10	0.053	200	1.5
MSD1048-223MED	17.0 @17 MHz	44	17.6	22	0.098	200	1.3
MSD1048-473MED	32.4 @12 MHz	29	37.6	47	0.208	200	1.1
MSD1048-683MED	52.2 @9.3 MHz	38	54.4	68	0.297	200	1.0
MSD1048-104MED	58.3 @7.4 MHz	19	80.0	100	0.387	200	0.85
MSD1048-224KED	87.9 @5.0 MHz	16	198	220	0.840	200	0.62



Q200 85°

MSD1278*

Part number	Common mode impedance max (kOhms)	Cutoff frequency (MHz)	Inductance (µH) min	Inductance (µH) nom	DCR max (Ohms)	Isolation (Vrms)	Irms (A)
MSD1278-472MLD	7.58@ 31 MHz	110	3.76	4.7	0.038	500	3.16
MSD1278-562MLD	8.95 @ 25 MHz	81	4.48	5.6	0.046	500	2.87
MSD1278-682MLD	9.18 @ 22 MHz	63	5.44	6.8	0.048	500	2.81
MSD1278-822MLD	11.56 @ 21 MHz	87	6.56	8.2	0.050	500	2.76
MSD1278-103MLD	13.14 @ 19 MHz	58	8.00	10	0.058	500	2.56
MSD1278-123MLD	14.07 @ 17 MHz	57	9.60	12	0.062	500	2.48
MSD1278-153MLD	16.26 @ 16 MHz	53	12.0	15	0.072	500	2.30
MSD1278-183MLD	16.16 @ 15 MHz	43	14.4	18	0.080	500	2.18
MSD1278-223MLD	25.12 @ 12 MHz	35	17.6	22	0.096	500	1.99
MSD1278-273MLD	27.70 @ 11 MHz	39	21.6	27	0.12	500	1.78
MSD1278-333MLD	36.43 @ 9.8 MHz	37	26.4	33	0.15	500	1.59
MSD1278-393MLD	45.55 @ 9 MHz	42	31.2	39	0.16	500	1.54
MSD1278-473MLD	44.61 @ 8.6 MHz	28	37.6	47	0.18	500	1.45
MSD1278-563MLD	52.97 @ 7.7 MHz	26	44.8	56	0.19	500	1.41
MSD1278-683MLD	55.09 @ 6.8 MHz	22	54.4	68	0.21	500	1.35
MSD1278-823MLD	58.18 @ 6.1 MHz	22	65.6	82	0.28	500	1.16
MSD1278-104MLD	68.89 @ 5.8 MHz	22	80.0	100	0.30	500	1.13
MSD1278-124KLD	73.87 @ 4.9 MHz	18	108	120	0.41	500	0.96
MSD1278-154KLD	73.89 @ 4.3 MHz	23	135	150	0.46	500	0.91
MSD1278-184KLD	69.52 @ 3.9 MHz	13	162	180	0.51	500	0.86
MSD1278-224KLD	90.02 @ 3.7 MHz	13	198	220	0.69	500	0.74
MSD1278-274KLD	121.7 @ 2.9 MHz	12	243	270	0.90	500	0.65
MSD1278-334KLD	104.8 @ 2.8 MHz	9.4	297	330	1.02	500	0.61
MSD1278-394KLD	109.4 @ 2.7 MHz	9.4	351	390	1.12	500	0.58
MSD1278-474KLD	99.07 @ 2.2 MHz	11	423	470	1.43	500	0.50
MSD1278-564KLD	101.7 @ 2.2 MHz	8.7	504	560	1.69	500	0.47
MSD1278-684KLD	145.6 @ 1.9 MHz	7.4	612	680	2.29	500	0.41
MSD1278-824KLD	146.6 @ 1.8 MHz	6.9	738	820	2.55	500	0.39
MSD1278-105KLD	118.6 @ 1.7 MHz	6.0	900	1000	2.83	500	0.37

MSD1514

Part number	Common mode impedance max (kOhms)	Cutoff frequency (MHz)	Inductance (µH) min	Inductance (µH) nom	DCR max (Ohms)	Isolation (Vrms)	Irms (A)
MSD1514-252MED	2.96 @ 35 MHz	100	2.00	2.5	0.012	500	5.10
MSD1514-472MED	4.02 @ 23 MHz	18.0	3.76	4.7	0.014	500	4.50
MSD1514-103MED	6.54 @ 14 MHz	17.0	8.00	10	0.018	500	4.00
MSD1514-123MED	7.83 @ 14 MHz	26.0	9.60	12	0.022	500	3.70
MSD1514-153MED	11.7 @ 11 MHz	9.30	12.0	15	0.028	500	3.40
MSD1514-223MED	17.1 @ 8.10 MHz	14.0	17.6	22	0.036	500	3.00
MSD1514-273MED	17.9 @ 7.20 MHz	10.0	21.6	27	0.039	500	2.95
MSD1514-333MED	22.6 @ 7.10 MHz	21.0	26.4	33	0.052	500	2.55
MSD1514-473MED	47.6 @ 6.40 MHz	5.30	37.6	47	0.075	500	2.20
MSD1514-683MED	37.8 @ 4.30 MHz	8.80	54.4	68	0.090	500	2.00
MSD1514-104KED	59.8 @ 3.70 MHz	11.0	80.0	100	0.126	500	1.65
MSD1514-224KED	85.6 @ 2.50 MHz	10.0	176	220	0.287	500	1.10
MSD1514-334KED	58.0 @ 2.00 MHz	7.30	264	330	0.367	500	0.98
MSD1514-474KED	101.9 @ 1.60 MHz	5.30	376	470	0.550	500	0.77
MSD1514-105KED	157.9 @ 1.10 MHz	4.90	800	1000	1.25	500	0.55

MSD1583

Part number	Common mode impedance max (kOhms)	Cutoff frequency (MHz)	Inductance (µH) min	Inductance (µH) nom	DCR max (Ohms)	Isolation (Vrms)	Irms (A)
MSD1583-103MED	10.86 @ 17 MHz	38	8.0	10	0.031	500	3.68
MSD1583-123MED	12.11 @ 16 MHz	30	9.6	12	0.037	500	3.54
MSD1583-153MED	12.31 @ 14 MHz	25	12.0	15	0.045	500	3.18
MSD1583-183MED	15.77 @ 13 MHz	25	14.4	18	0.048	500	3.04
MSD1583-223MED	14.47 @ 12 MHz	28	17.6	22	0.065	500	2.44
MSD1583-333MED	33.82 @ 9 MHz	28	26.4	33	0.095	500	2.16
MSD1583-473MED	39.79 @ 7.6 MHz	23	37.6	47	0.115	500	1.98
MSD1583-683MED	49.24 @ 5.9 MHz	17	54.4	68	0.165	500	1.56
MSD1583-104KED	69.83 @ 5 MHz	16	90.0	100	0.260	500	1.24
MSD1583-154KED	73.09 @ 3.9 MHz	12	135	150	0.380	500	1.06
MSD1583-224KED	78.91 @ 3.3 MHz	9.7	198	220	0.460	500	0.92
MSD1583-474KED	104.9 @ 2.2 MHz	7.4	423	470	1.04	500	0.65
MSD1583-105KED	129.0 @ 1.5 MHz	5.8	900	1000	2.40	500	0.42

Surface Mount Power Line Common Mode EMI Chokes

Coilcraft's low-cost, high-performance surface mount power line common mode chokes come in a variety of sizes and packages. They are designed to eliminate AC line conducted common mode noise across a broad range of frequencies, with up to 1500 Vrms isolation. These common mode chokes can operate for a wide range of current from 0.06 Amps to 15 Amps, providing attenuation where line filtering is needed, such as in switch-mode power supplies.



Power Line

Part number	Common mode peak impedance (kOhms)	Inductance (mH) nom	Inductance (mH) min	Irms (A)	DCR max (mOhms)	Isolation (Vrms)
CE1755-AL	3.33 @ 5.8 MHz	0.88	0.57	1.2	130	1000
CR7915-AL	3.10 @ 4.9 MHz	1.12	0.73	2.6	49.5	1500
CF3094-AL	7.95 @ 2.8 MHz	1.17	0.76	1.1	200	1000
CM6518-AL	4.17 @ 1.9 MHz	1.40	0.91	2.5	60.0	1000
CJ5094-CL	28.28 @ 0.26 MHz	10.0	6.5	1.2	180	1000
CV9172-AL	70.01 @ 0.21 MHz	22.0	14.3	0.57	850	1000
CF2638L	2.59 @ 4.5 MHz	0.22	0.14	2.9	60.0	1000
CD1479-AL	4.19 @ 3 MHz	0.59	0.38	4.2	20.0	1000
CH4659-AL	4.56 @ 2.5 MHz	0.77	0.50	4.7	40.0	1000
CD1480-BL	4.53 @ 2.2 MHz	1.32	0.85	3.5	60.0	1000
CE2439L	9.42 @ 1.1 MHz	1.47	0.96	2.5	80.0	1000
CG3333-AL	2.27 @ 3.1 MHz	0.90	0.59	3.7	50.0	1000
CG3528-AL	6.57 @ 0.98 MHz	3.00	1.95	3.1	42.0	1000
CE1759-AL	5.65 @ 1.8 MHz	0.81	0.52	6.0	14.0	1000
CG3885-AL	3.11 @ 1.8 MHz	0.47	0.30	10.0	8.0	1000
CF2805-AL	3.64 @ 1.9 MHz	0.63	0.40	6.8	14.0	1000

SBU9

Part number	Common mode peak impedance (kOhms)	Inductance min (mH)	Irms (A)	DCR max (Ohms)	Isolation (Vrms)
SBU9-103R25LD	94.40 @ 230 kHz	10	0.25	2.5	1500
SBU9-2820R5LD	26.31 @ 570 kHz	2.8	0.50	0.70	1500
SBU9-1320R7LD	12.68 @ 900 kHz	1.3	0.70	0.38	1500
SBU9-6011R0LD	6.66 @ 1300 kHz	0.6	1.00	0.20	1500

CE1755, CR7915, CF3094

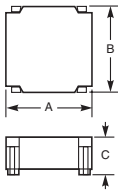

CM6518, CJ5094, CV9172, CF2638L, CD1479, CH4659, CD1480, CE2439L, CG3333, CG3528

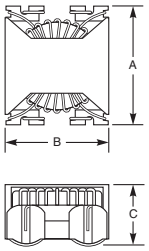

CE1759, CG3885, CF2805

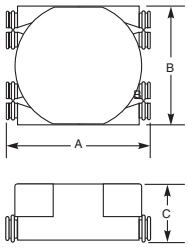

SBU9

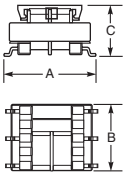

Dimensions (inches *mm*)

Series	A max	B max	C max
CE1755	0.512 *13,0*	0.512 *13,0*	0.215 *5,46*
CR7915	0.512 *13,0*	0.512 *13,0*	0.220 *5,6*
CF3094	0.512 *13,0*	0.512 *13,0*	0.215 *5,46*
CM6518	0.645 *16,38*	0.560 *14,22*	0.350 *8,90*
CJ5094	0.645 *16,38*	0.560 *14,22*	0.350 *8,90*
CV9172	0.645 *16,38*	0.560 *14,22*	0.350 *8,90*
CF2638L	0.770 *19,56*	0.670 *17,02*	0.390 *9,91*
CD1479	0.770 *19,56*	0.670 *17,02*	0.390 *9,91*
CH4659	0.770 *19,56*	0.670 *17,02*	0.390 *9,91*
CD1480	0.770 *19,56*	0.670 *17,02*	0.390 *9,91*
CE2439L	0.770 *19,56*	0.670 *17,02*	0.390 *9,91*
CG3333	0.770 *19,56*	0.670 *17,02*	0.390 *9,91*
CG3528	0.770 *19,56*	0.670 *17,02*	0.390 *9,91*
CE1759	1.02 *26,0*	1.22 *31,0*	0.512 *13,0*
CG3885	1.02 *26,0*	1.22 *31,0*	0.50 *12,7*
CF2805	1.02 *26,0*	1.22 *31,0*	0.50 *12,7*
SBU9	0.717 *18,2*	0.492 *12,5*	0.362 *9,2*

Through-Hole Power Line Common Mode EMI Chokes

Coilcraft's low-cost through-hole **BU** Series high efficiency choke coils are designed to eliminate line conducted common mode noise across a broad range of frequencies. The **BU9S** and **BU9HS** are ideal for signal line applications; the other BUs can be used in switching power supplies and power supply circuits. For low profile applications, the **BU9** and **BU9S** filters are available in a horizontal configuration that reduces their height to under half an inch (12.5 mm).



BU, BU9x

Part number	Common mode peak impedance (kOhms)	Inductance min (mH)	DCR (Ohms)	Isolation (Vrms)	Irms (A)
BU9S-153R15BL	121.5 @ 4300 kHz	15.0	5.0	1000	0.15
BU9S-7020R3BL	59.81 @ 3700 kHz	7.0	2.5	1000	0.30
BU9HS-153R15BL	121.5 @ 4300 kHz	15.0	5.0	1000	0.15
BU9HS-7020R3BL	59.81 @ 3700 kHz	7.0	2.5	1000	0.30
BU9-103R25BL	123.5 @ 250 kHz	10.0	3.5	1000	0.25
BU9-2820R5BL	25.12 @ 660 kHz	2.8	1.0	1000	0.50
BU9-1320R7BL	17.48 @ 980 kHz	1.3	0.5	1000	0.70
BU9-6011R0BL	5.43 @ 2100 kHz	0.6	0.2	1000	1.00
BU9-2011R6BL	4.39 @ 2900 kHz	0.2	0.1	1000	1.60
BU9H-103R25BL	123.5 @ 250 kHz	10.0	3.5	1000	0.25
BU9H-2820R5BL	25.12 @ 660 kHz	2.8	1.0	1000	0.50
BU9H-1320R7BL	17.48 @ 980 kHz	1.3	0.5	1000	0.70
BU9H-6011R0BL	5.43 @ 2100 kHz	0.6	0.2	1000	1.00
BU9H-2011R6BL	4.39 @ 2900 kHz	0.2	0.1	1000	1.60

BUxx

Part number	Common mode peak impedance (kOhms)	Inductance min (mH)	DCR (Ohms)	Isolation (Vrms)	Irms (A)
BU10-1811R2BL	5.13 @ 1100 MHz	0.18	0.20	1000	1.20
BU10-1311R6BL	3.60 @ 1200 MHz	0.13	0.12	1000	1.60
BU10-1012R2BL	1.88 @ 1500 MHz	0.10	0.08	1000	2.20
BU10-6003R0BL	1.15 @ 2100 MHz	0.06	0.04	1000	3.00
BU15-4530R4BL	398.7 @ 130 kHz	45.0	3.0	1000	0.40
BU15-1430R7BL	70.62 @ 260 kHz	14.0	1.0	1000	0.70
BU15-7521R0BL	43.05 @ 340 kHz	7.5	0.6	1000	1.00
BU15-4421R3BL	41.14 @ 510 kHz	4.4	0.3	1000	1.30
BU15-2721R6BL	32.22 @ 620 kHz	2.7	0.2	1000	1.60
BU16-4530R5BL	269.6 @ 130 kHz	45.0	2.3	1000	0.50
BU16-2530R7BL	208.3 @ 190 kHz	25.0	1.3	1000	0.70
BU16-1031R0BL	57.14 @ 310 kHzx	10.0	0.5	1000	1.00
BU16-4021R5BL	26.26 @ 470 kHz	4.0	0.3	1000	1.50
BU16-2022R0BL	14.41 @ 740 kHz	2.0	0.2	1000	2.00

BU9, BU9S, BU10, BU15, BU16

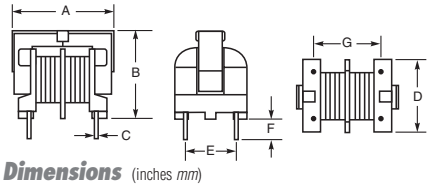

BU9H, BU9HS

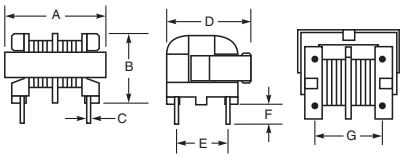

Dimensions (inches *mm*)

Series	A max	B max	C	D max	E	F	G
BU9, BU9S	0.69 *17,5*	0.67 *17,0*	0.024 *0,6*	0.43 *11,0*	0.276 ±0.02 *7,0 ±0,5*	0.157 ±0.04 *4,0 ±1,0*	0.31 ±0.02 *8,0 ±0,5*
BU9H, BU9HS	0.69 *17,5*	0.49 *12,5*	0.024 *0,6*	0.61 *15,5*	0.276 ±0.02 *7,0 ±0,5*	0.157 ±0.04 *4,0 ±1,0*	0.31 ±0.02 *8,0 ±0,5*
BU10	0.75 *19,0*	0.89 *22,5*	0.028 *0,7*	0.67 *17,0*	0.394 ±0.02 *10,0 ±0,5*	0.177 ±0.04 *4,5 ±1,0*	0.51 ±0.02 *13,0 ±0,5*
BU15	0.91 *23,0*	1.08 *27,5*	0.028 *0,7*	0.75 *19,0*	0.40 ±0.02 *10,0 ±0,5*	0.177 ±0.04 *4,5 ±1,0*	0.51 ±0.02 *13,0 ±0,5*
BU16	0.91 *23,0*	1.08 *27,5*	0.028 *0,7*	0.75 *19,0*	0.394 ±0.02 *10,0 ±0,5*	0.177 ±0.04 *4,5 ±1,0*	0.51 ±0.02 *13,0 ±0,5*

CMT Common Mode EMI Chokes

Coilcraft's CMT toroid style common mode chokes are designed to provide the highest common mode impedance over the widest frequency range. These parts are ideal for any application requiring a high DC current bias and are well suited for use in switch-mode power supplies. These common mode chokes are most effective in filtering supply and return conductors with in-phase signals of equal amplitude. Differential mode inductors are available for filtering out-of-phase or uneven amplitude signals.



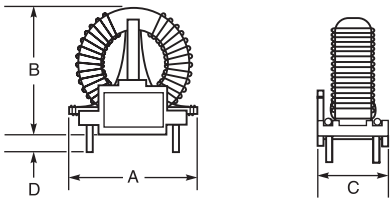

Part number	Common mode peak impedance (kOhms)	Inductance min (mH)	DCR max (Ohms)	Leakage inductance max (µH)	Isolation (Vrms)	Irms (A)
CMT1-5.0-1L	36.28 @ 100 MHz	5.0	0.207	80	1250	1
CMT1-8.0-1L	27.98 @ 100 MHz	8.0	0.270	125	1250	1
CMT1-15.0-1L	35.27 @ 51 MHz	15	0.430	233	1250	1
CMT1-2.5-2L	50.80 @ 59 MHz	2.5	0.090	42	1250	2
CMT1-4.0-2L	17.53 @ 100 MHz	4.0	0.095	70	1250	2
CMT1-7.5-2L	2.29 @ 1.6 MHz	7.5	0.108	74	1250	2
CMT1-1.3-4L	31.76 @ 48 MHz	1.3	0.029	20	1250	4
CMT1-2.1-4L	13.05 @ 100 MHz	2.1	0.040	36	1250	4
CMT1-3.7-4L	47.42 @ 46 MHz	3.7	0.036	40	1250	4
CMT1-1.0-6L	12.64 @ 0.63 MHz	1.0	0.022	19	1250	6
CMT1-1.7-6L	43.05 @ 100 MHz	1.7	0.032	34	1250	6
CMT1-3.0-6L	160.40 @ 0.16 MHz	3.0	0.027	35	1250	6
CMT1-.6-9L	22.06 @ 0.49 MHz	0.6	0.012	11	1250	9
CMT1-1.1-9L	28.44 @ 0.92 MHz	1.1	0.013	12	1250	9
CMT1-1.9-9L	9.53 @ 12 MHz	1.9	0.017	20	1250	9
CMT1-.5-12L	9.53 @ 12 MHz	0.5	0.008	9.0	1250	12
CMT1-.8-12L	8.27 @ 12 MHz	0.8	0.008	9.0	1250	12
CMT1-1.4-12L	46.14 @ 0.38 MHz	1.4	0.011	16	1250	12
CMT1-.3-15L	35.27 @ 100 MHz	0.3	0.005	6.0	1250	15
CMT1-.6-15L	17.74 @ 0.27 MHz	0.6	0.006	6.5	1250	15
CMT1-1.1-15L	81.12 @ 0.25 MHz	1.1	0.008	13.7	1250	15
CMT2-7.5-1L	4.25 @ 1.1 MHz	7.5	0.270	90	1250	1
CMT2-13-1L	26.46 @ 110 MHz	13	0.415	190	1250	1
CMT2-3.8-2L	2.15 @ 1.5 MHz	3.8	0.106	48	1250	2
CMT2-6.5-2L	33.27 @ 35 MHz	6.5	0.145	98	1250	2
CMT2-1.9-4L	2.98 @ 1.2 MHz	1.9	0.038	26	1250	4
CMT2-3.3-4L	27.29 @ 100 MHz	3.3	0.055	45	1250	4
CMT2-1.5-6L	35.92 @ 39 MHz	1.5	0.029	21	1250	6
CMT2-2.6-6L	16.92 @ 1.1 MHz	2.6	0.040	41	1250	6
CMT2-.9-9L	161.50 @ 0.27 MHz	0.9	0.014	17	1250	9
CMT2-1.5-9L	27.13 @ 20 MHz	1.5	0.013	15	1250	9
CMT2-.7-12L	29.70 @ 0.61 MHz	0.7	0.011	14	1250	12
CMT2-1.2-12L	32.73 @ 0.78 MHz	1.2	0.011	14	1250	12
CMT2-.5-15L	56.35 @ 0.41 MHz	0.5	0.007	8.7	1250	15
CMT2-.8-15L	110.44 @ 13 MHz	0.8	0.007	10	1250	15
CMT3-32-1L	215.01 @ 0.18 MHz	32	0.650	485	1250	1
CMT3-56-1L	149.83 @ 0.12 MHz	56	0.900	780	1250	1
CMT3-16-2L	215.13 @ 0.12 MHz	16	0.240	210	1250	2
CMT3-28-2L	22.33 @ 100 MHz	28	0.330	410	1250	2
CMT3-8-4L	29.82 @ 0.1 MHz	8.0	0.061	57.5	1250	4
CMT3-14-4L	28.53 @ 0.46 MHz	14	0.120	180	1250	4
CMT3-6.6-6L	41.91 @ 0.1 MHz	6.6	0.048	49	1250	6
CMT3-11.5-6L	13.83 @ 0.43 MHz	11.5	0.088	140	1250	6
CMT3-4-9L	14.47 @ 100 MHz	4.0	0.026	37	1250	9
CMT3-7-9L	26.76 @ 0.38 MHz	7.0	0.045	104	1250	9
CMT3-3-12L	25.59 @ 0.95 MHz	3.0	0.022	40	1250	12
CMT3-5.2-12L	20.13 @ 0.32 MHz	5.2	0.025	47	1250	12
CMT3-2.5-15L	79.68 @ 0.16 MHz	2.5	0.019	42	1250	15
CMT3-4.4-15L	19.83 @ 0.27 MHz	4.4	0.017	48	1250	15
CMT4-72-1L	19.27 @ 0.18 MHz	72	1.15	1400	1250	1
CMT4-125-1L	157.53 @ 0.18 MHz	125	1.15	1400	1250	1
CMT4-36-2L	30.29 @ 0.1 MHz	36	0.415	680	1250	2
CMT4-62-2L	26.48 @ 0.12 MHz	62	0.415	750	1250	2
CMT4-19-4L	186.61 @ 0.12 MHz	19	0.15	350	1250	4
CMT4-32-4L	39.44 @ 0.12 MHz	32	0.158	370	1250	4
CMT4-15-6L	247.34 @ 0.17 MHz	15	0.114	275	1250	6
CMT4-26-6L	91.87 @ 0.16 MHz	26	0.115	320	1250	6
CMT4-10-9L	28.15 @ 0.1 MHz	10	0.057	190	1250	9
CMT4-17-9L	433.33 @ 0.11 MHz	17	0.062	220	1250	9
CMT4-7.5-12L	56.92 @ 0.34 MHz	7.5	0.042	140	1250	12
CMT4-13-12L	25.54 @ 0.98 MHz	13	0.043	155	1250	12
CMT4-6-15L	80.52 @ 0.31 MHz	6.0	0.03	111	1250	15
CMT4-10-15L	66.10 @ 0.1 MHz	10	0.029	122	1250	15

Dimensions (inches *mm*)

Series	A max	B max	C max	D ref
CMT1-5.0-1L	1.210, *30,7*	1.100, *27,9*	0.625, *15,9*	0.150 *3,81*
CMT1-8.0-1L	1.210, *30,7*	1.100, *27,9*	0.625, *15,9*	0.150 *3,81*
CMT1-15.0-1L	1.300, *33,0*	1.155, *29,4*	0.625, *15,9*	0.150 *3,81*
CMT1-2.5-2L	1.210, *30,7*	1.100, *27,9*	0.625, *15,9*	0.150 *3,81*
CMT1-4.0-2L	1.210, *30,7*	1.050, *26,7*	0.625, 15,9	0.150 *3,81*
CMT1-7.5-2L	1.300, *33,0*	1.155, *29,4*	0.625, *15,9*	0.150 *3,81*
CMT1-1.3-4L	1.210, *30,7*	1.100, *27,9*	0.625, *15,9*	0.150 *3,81*
CMT1-2.1-4L	1.210, *30,7*	1.100, *27,9*	0.625, *15,9*	0.150 *3,81*
CMT1-3.7-4L	1.300, *33,0*	1.125, *28.6*	0.625, *15,9*	0.150 *3,81*
CMT1-1.0-6L	1.210, *30,7*	1.100, 27,9	0.625, *15,9*	0.150 *3,81*
CMT1-1.7-6L	1.300, *33,0*	1.155, *29,4*	0.625, *15,9*	0.150 *3,81*
CMT1-3.0-6L	1.210, *30,7*	1.200, *30,5*	0.625, *15,9*	0.150 *3,81*
CMT1-.6-9L	1.210, *30,7*	1.200, *30,5*	0.625, *15,9*	0.150 *3,81*
CMT1-1.1-9L	1.210, *30,7*	1.300, *33,0*	0.625, *15,9*	0.150 *3,81*
CMT1-1.9-9L	1.400, *35,6*	1.300, *33,0*	0.625, *15,9*	0.150 *3,81*
CMT1-.5-12L	1.210, *30,7*	1.200, *30,5*	0.650, *16,5*	0.150 *3,81*
CMT1-.8-12L	1.210, *30,7*	1.200, *30,5*	0.650, *16,5*	0.150 *3,81*
CMT1-1.4-12L	1.210, *30,7*	1.300, *33.0*	0.650, *16,5*	0.150 *3,81*
CMT1-.3-15L	1.210, *30,7*	1.300, *33.0*	0.625, *15,9*	0.150 *3,81*
CMT1-.6-15L	1.210, *30,7*	1.250, *31.8*	0.650, *16,5*	0.150 *3,81*
CMT1-1.1-15L	1.210, *30,7*	1.250, *31.8*	0.700, *17,8*	0.150 *3,81*
CMT2-7.5-1L	1.310, *33,3*	1.100, *27,9*	0.825, *21,0*	0.150 *3,81*
CMT2-13-1L	1.310, *33,3*	1.300, *33,0*	0.825, *21,0*	0.150 *3,81*
CMT2-3.8-2L	1.310, *33,3*	1.100, *27,9*	0.825, *21,0*	0.150 *3,81*
CMT2-6.5-2L	1.310, *33,3*	1.300, *33,0*	0.825, *21,0*	0.150 *3,81*
CMT2-1.9-4L	1.310, *33,3*	1.100, *27,9*	0.825, *21,0*	0.150 *3,81*
CMT2-3.3-4L	1.310, *33,3*	1.300, *33,0*	0.825, *21,0*	0.150 *3,81*
CMT2-1.5-6L	1.310, *33,3*	1.100, *27,9*	0.825, *21,0*	0.150 *3,81*
CMT2-2.6-6L	1.400, *35,6*	1.400, *35,6*	0.900, *22,9*	0.150 *3,81*
CMT2-.9-9L	1.310, *33,3*	1.200, *30,5*	0.825, *21,0*	0.150 *3,81*
CMT2-1.5-9L	1.250, *31,8*	1.250, *31,8*	0.825, *21,0*	0.150 *3,81*
CMT2-.7-12L	1.250, *31,8*	1.200, *30,5*	0.825, *21,0*	0.150 *3,81*
CMT2-1.2-12L	1.250, *31,8*	1.200, *30,5*	0.825, *21,0*	0.150 *3,81*
CMT2-.5-15L	1.300, *33,0*	1.300, *33.0*	0.825, *21,0*	0.150 *3,81*
CMT2-.8-15L	1.250, *31,8*	1.200, *30,5*	0.825, *21,0*	0.150 *3,81*
CMT3-32-1L	1.650, *41,9*	1.400, *35,6*	0.925, 23,5	0.150 *3,81*
CMT3-56-1L	1.650, *41,9*	1.650, *41,9*	0.925, *23,5*	0.150 *3,81*
CMT3-16-2L	1.650, *41,9*	1.400, *35,6*	0.925, *23,5*	0.150 *3,81*
CMT3-28-2L	1.650, *41,9*	1.650, *41,9*	0.925, *23,5*	0.150 *3,81*
CMT3-8-4L	1.650, *41,9*	1.350, *34,3*	0.925, *23,5*	0.150 *3,81*
CMT3-14-4L	1.650, *41,9*	1.700, *43,2*	0.950, *24,1*	0.150 *3,81*
CMT3-6.6-6L	1.600, *40,6*	1.400, *35,6*	0.925, *23,5*	0.150 *3,81*
CMT3-11.5-6L	1.650, *41,9*	1.700, 43,2	0.925, *23,5*	0.150 *3,81*
CMT3-4-9L	1.450, *36,8*	1.400, *35,6*	0.925, *23,5*	0.150 *3,81*
CMT3-7-9L	1.760, *44,7*	1.760, *44,7*	0.975, *24,8*	0.150 *3,81*
CMT3-3-12L	1.700, *43,2*	1.700, *43,2*	0.950, *24,1*	0.150 *3,81*
CMT3-5.2-12L	1.700, *43,2*	1.700, *43,2*	1.000, *25,4*	0.150 *3,81*
CMT3-2.5-15L	1.750, *44,5*	1.750, *44,5*	1.000, *25,4*	0.150 *3,81*
CMT3-4.4-15L	1.700, *43,2*	1.700, *43,2*	1.000, *25,4*	0.150 *3,81*
CMT4-72-1L	2.100, *53,3*	2.100, *53,3*	1.130, *28,7*	0.150 *3,81*
CMT4-125-1L	2.150, *54,6*	2.200, *55,9*	1.130, *28,7*	0.150 *3,81*
CMT4-36-2L	2.150, *54,6*	2.215, 56,3	1.130, *28,7*	0.150 *3,81*
CMT4-62-2L	2.150, *54,6*	2.200, *55,9*	1.130, *28,7*	0.150 *3,81*
CMT4-19-4L	2.180, *55,4*	2.200, *55,9*	1.130, *28,7*	0.150 *3,81*
CMT4-32-4L	2.180, *55,4*	2.200, *55,9*	1.130, *28,7*	0.150 *3,81*
CMT4-15-6L	2.180, *55,4*	2.200, *55,9*	1.130, *28,7*	0.150 *3,81*
CMT4-26-6L	2.180, *55,4*	2.225, *56,5*	1.130, 28,7	0.150 *3,81*
CMT4-10-9L	2.180, *55,4*	2.200, *55,9*	1.130, *28,7*	0.150 *3,81*
CMT4-17-9L	2.250, *57,2*	2.280, *57,9*	1.150, *29,2*	0.150 *3,81*
CMT4-7.5-12L	2.250, *57,2*	2.200, *55,9*	1.130, *28,7*	0.150 *3,81*
CMT4-13-12L	2.300, *58,4*	2.250, *57,2*	1.130, *28,7*	0.150 *3,81*
CMT4-6-15L	2.250, *57,2*	2.250, *57,2*	1.150, *29,2*	0.150 *3,81*
CMT4-10-15L	2.300, *58,4*	2.280, *57,9*	1.130, *28,7*	0.150 *3,81*

Wirewound Ferrite Beads

Coilcraft offers a broad range of wirewound ferrite beads in standard package sizes from 0201 (0603) to 1812 (4532), all offering better attenuation and frequency performance than traditional thick-film chip ferrite beads.

Coilcraft wirewound ferrite beads feature a ferrite construction and heavy gauge wire for high current handling. They provide extremely low DCR while maintaining high filtering impedance across a wide bandwidth – up to GHz band. These features enhance the performance of choke circuits while reducing board space by replacing a larger chip ferrite bead with an equivalent, or higher-performing wirewound ferrite bead.

Figures 1 and 2 illustrate the superior broadband performance of Coilcraft wirewound ferrite beads compared to both low- and high-DCR chip ferrite beads. .Learn more about Coilcraft wirewound ferrite beads, and find the best part for your application at **www.coilcraft.com/ferritebead**.

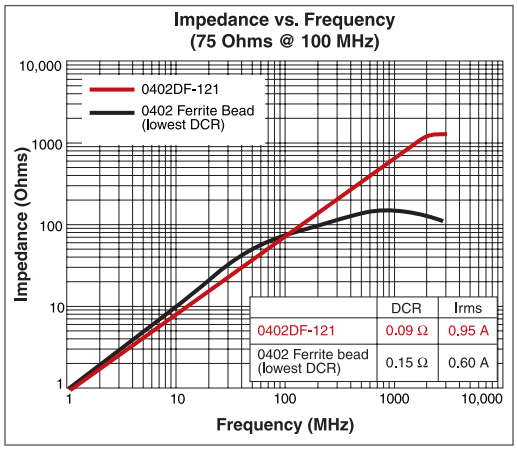

Figure 1: Coilcraft 0402DF-121 wirewound ferrite bead vs. lowest-DCR 0402-sized chip ferrite bead

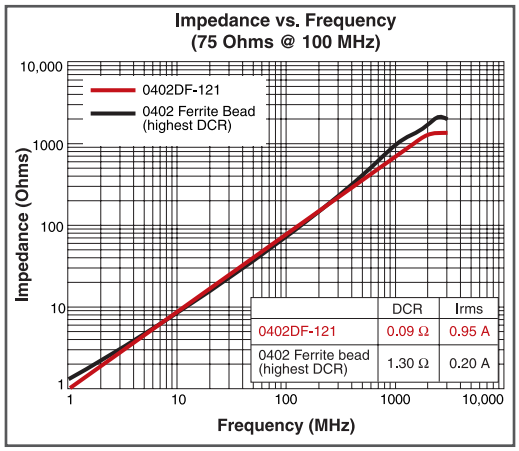

Figure 2: Coilcraft 0402DF-121 wirewound ferrite bead vs. typical high-DCR chip ferrite beads

The Ultimate Kit for Antenna Matching

Why do so many users love our new 0402DC Series Ceramic Chip Inductor Designer's Kit? To start, the 0402DC Series provides the industry's highest Q factors in its size to achieve super low loss in high frequency circuits.

The 0402DC is also offered in 112 inductance values from 0.8 to 120 nH – **including 0.1 nH increments between 2.8 and 10 nH!**

And, with 20 samples of every value, the C472-2 Kit is the perfect resource when you're designing impedance matching circuits for antennas in both lowband (700 – 960 MHz) and highband (1710 – 2700 MHz) applications.

Other features of the 0402DC include:

- Wirewound construction for extremely high SRF – up to 16 GHz
- DCR as low as 37 mΩ, significantly lower than other 0402-sized chip inductors

Order your C472-2 Designer's Kit directly on coilcraft.com!

Designer's Kits

To simplify your prototyping, we offer low cost Designer's Kits for many of our products. Each has an assortment of standard values along with detailed product specifications. We even offer free refills for the parts you use most often. To purchase, call **800-322-2645** or order your kits on-line at **http://www.coilcraft.com/kits**.

QUANTITY DISCOUNTS

10% off any combination of 3 or more
20% off any combination of 5 or more
30% off any combination of 7 or more

SMT Products

RF Chip Inductors

0201AF Series
Kit C471 (10% tolerance)
0201DS Series
Kit C425 (5% tolerance)
0201HL Series
Kit C475 (5% tolerance)
026011C Series
Kit C473 (5% tolerance)
026011F Series
Kit C474 (5% tolerance)
0302CS Series
Kit C370 (5% tolerance)
0402AF Series
Kit C397 (5% tolerance)
0402CS Series
Kit C328 (5% tolerance)
Kit C328-2 (2% tolerance)
0402DC Series
Kit C472-2 (2% tolerance)
0402DF Series
Kit C462 (5% tolerance)
0402HL High Inductance Series
Kit C453 (5% tolerance)
0402HP Series
Kit C403 (5% tolerance)
Kit C403-2 (2% tolerance)
0402PA High Current Series
Kit C373 (5% tolerance)
0403HQ High Q Series
Kit C371 (5% tolerance)
0603AF Series
Kit C439 (5% tolerance)
0603CS Series
Kit C324 (5% tolerance)
Kit C324A-2 (2% tolerance)
0603CT Series
Kit C423 (5% tolerance)
Kit C423-2 (2% tolerance)
0603HC Series
Kit C339 (5% tolerance)
0603HL Series
Kit C449 (5% tolerance)
0603HP Series
Kit C406 (5% tolerance)
Kit C406-2 (2% tolerance)
0603LS Series
Kit C347 (5% tolerance)
0604HQ High Q Series
Kit C351 (5% tolerance)
0805AF Series
Kit C450 (5% tolerance)
0805CS Series
Kit C303 (5% tolerance)
Kit C303-2 (2% tolerance)
0805HP Series
Kit C477 (5% tolerance)
Kit C477-2 (2% tolerance)
0805HQ High Q Series
Kit C325 (5% tolerance)
0805HT Series
Kit C321 (5% tolerance)
0805LS Series
Kit C354 (5% tolerance)
1008AF Series
Kit C414 (5% tolerance)
1008CS Series
Kit C300 (5% tolerance)
Kit C300-2 (2% tolerance)
1008HQ High Q Serie
Kit C323 (5% tolerance)
Kit C323-2 (2% tolerance)
1008HT Series
Kit C322 (5% tolerance)
1008LS Series
Kit C336 (5% tolerance)
1206CS Series
Kit C320 (5% tolerance)
1812CS Series
Kit C337 (5% tolerance)
1812LS Series
Kit C314 (5% tolerance)
HA403x Series
Kit C458

Air Core Inductors

0806SQ, 0807SQ, 0908SQ Square Series
Kit C424 (5% tolerance)
Kit C424-2 (2% tolerance)
1010/1212/2014VS Series
Kit C456 (5% tolerance)
1111SQ Square Series
Kit C457 (5% tolerance)
1515SQ, 2222SQ, 2929SQ Square Series
Kit C438 (5% tolerance)
Kit C438-2 (2% tolerance)
GA309x High-Current Series
Kit C459 (5% tolerance)
Micro Spring™ Series
Kit C308 (5% tolerance)
Kit C308-2 (2% tolerance)
Mini Spring™ Series
Kit C302 (5% tolerance)
Kit C302-2 (2% tolerance)
Midi Spring® Series
Kit C318 (5% tolerance)
Kit C318-2 (2% tolerance)
Maxi Spring™ Series
Kit C319 (5% tolerance)
Kit C319-2 (2% tolerance)
Low Profile Mini Spring™ Series
Kit C394 (5% tolerance)
Kit C394-2 (2% tolerance)

RFID Transponder Coils

5315TC Series
Kit C369
4308RV Series
Kit C383

EMI/RFI Filters

Common Mode Data Line EMI Filters
Kit D303
USB 3.x/2.0 Common Mode Chokes
Kit C470

RF Transformers

PWB Series Wideband RF Transformers
Kit C404
WBC Series Wideband RF Transformers
Kit C393

Unshielded Power Wafer® Inductors

DO1605T Series
Kit C353
DO1606T Series
Kit C338
LPO2506 Series
Kit C332 (InBoard®)
Kit C333 (On-board)
LPO3010 Series
Kit C388
LPO3310 Series
Kit C375
LPO4812 Series
Kit C357
LPO4815 Series
Kit C376
LPO6013 Series
Kit C352
LPO6610 Series
Kit C367

Unshielded Power Inductors

DO1607B Backlight Series
Kit C335
DO1608C Series
Kit C377
DO1813H High Current Series
Kit C331
DO2010 Series
Kit C399
DO3308P Series
Kit C309
DO3314 Series
Kit C358
DO3316H High Current Series
Kit C326
DO3316P Series
Kit C378
DO3316T High Temp Series
Kit C396
DO3340P Series
Kit C310
DO5010H High Current Series
Kit C355
DO5022P Series
Kit C311

Shielded Power Wafer® Inductors

LPS 30xx Shielded
Kit C392
LPS 3314 Series
Kit C330
LPS 40xx Series
Kit C401
LPS 4414 Series
Kit C340
LPS30xx/40xx High L Series
Kit C402
LPS 5010 Series
Kit C407
LPS 5015 Series
Kit C350
LPS 5030 Series
Kit C420
LPS 6225 Series
Kit C349
LPS6235 Series
Kit C345

Shielded Power Inductors

Coupled Inductors Essential Values
Kit C463
DS1608B Backlight Series
Kit C334
EPL2010 Series
Kit C412
EPL2014 Series
Kit C413
EPL3010 Series
Kit C431
EPL3012 Series
Kit C437
EPL3015 Series
Kit C405
ME3215 Series
Kit C408
ME3220 Series
Kit C386
MLC Series
Kit C387
MOS6020 Series
Kit C359
MSD1278 Coupled Series
Kit C400
MSS1038 Series
Kit C391
MSS1048 Series
Kit C409
MSS1246 Series
Kit C410
MSS1246T High Temp Series
Kit C417
MSS1260 Series
Kit C360
MSS1260T Series
Kit C418
MSS1278 Series
Kit C380
MSS1278T High Temp Series
Kit C419
MSS4020 Series
Kit C381
MSS5121 Series
Kit C411
MSS5131 Series
Kit C362
MSS6122 Series
Kit C363
MSS6132 Series
Kit C364
MSS7341 Series
Kit C385
PFL1005 Series
Kit C484
PFL1609 & PFL2010 Series
Kit C433
PFL2510 & PFL2512 Series
Kit C444
PFL4514 & PFL4517 Series
Kit C451
SER1052 High Current Series
Kit C421
SER1360 High Current Series
Kit C365
SER1400 High Current Series
Kit C427
SER1590 High Current Series
Kit C366
SER2000 High Current Series
Kit C374
SLC7530 Series
Kit C379
SLC/SLR Essential Values
Kit C467
SRT8045 Series
Kit C469
XAL & XFL (12 series)
Kit C454
XAL1010 & XAL1060 High Current Series
Kit C435
XAL40xx Series
Kit C429
XAL50xx High Current Series
Kit C445
XAL60xx High Current Series
Kit C442
XAL7020 High Current Series
Kit C452
XAL7030 High Current Series
Kit C441
XAL7070 High Current Series
Kit C443
XEL35xx Series
Kit C465
XEL40xx Series
Kit C464
XEL50xx Series
Kit C480
XEL60xx Series
Kit C466
XFL2005 Series
Kit C479
XFL2006 Series
Kit C478
XFL3010 & XFL3012 Series
Kit C440
XFL4012 & XFL4015 Series
Kit C455
XFL4020 Series
Kit C436
XGL4020 Series
Kit C483
XPL2010 Series
Kit C428

Power Transformers

CST Current Sensors
Kit C389
PoE 300F 30 Watt Transformers
Kit C398
PoE EP Transformers
Kit C395
PoE Transformers
Kit C372
Miniature PoE Transformers
Kit C382
Planar Transformer Prototyping Kit
Kit C356
PL140 Planar Transformers
Kit C390
PL160/PL300 Planar Transformers
Kit C460

TH Products

RF Inductors

132, 148 Series Horizontal Mount Inductors
Kit M304
"SlotTen" 10 mm Tunable Inductors
Kit M100
"Unicoil" 7/10 mm Tunable Inductors
Kit M302
"Unicoil" 5 mm Tunable Inductors
Kit M305

EMI/RFI Filters

Common Mode Data Line EMI Filters
Kit D303
Common Mode Line Chokes
Kit P402

Power Inductors

DC1012 Series
Kit P410
PCV Series Power Filter Chokes
Kit P405
PCH27, 45 Series Axial Lead Power Chokes
Kit P409

Power Magnetics

Current Sensors
Kit P403
Base/Gate Driver Transformers
Kit P404

International Sales

Australia Tri Components Pty Ltd
Belgique Avnet Europe Comm. VA
Brasil Aplicações Electrõnicas Artimar
Danmark Avnet Nortec A/S
Deutschland Avnet EMG GmbH
España Avnet Iberia S.A.U.
France Avnet EMG France SA
Israel Elina Electronics
Italia Avnet EMG Italy SRL
Japan Fuji Electronics
Global Electronics Corp.
M-RF Co., Ltd.
NEXTY Electronics Corp.
Sankyosha Co., Ltd.
SISTEC Co., Ltd.
Takumi Shoji Co., Ltd.
Korea Tammy's Corporation
Nederland Avnet B.V.
Österreich Avnet EMG Elektronische
Polska Avnet EM Sp. z o.o.
República Portuguesa Avnet Europe Comm. VA
Rossiya Avnet Europe Comm. VA
Schweiz Avnet EMG AG
South Africa RF Design
Suomi Avnet Nortec Oy
Sverige Avnet Nortec AB

Authorized Distributors

AVNET SILICA
Farnell element14
MOUSER ELECTRONICS

Sales Headquarters

North America info@coilcraft.com
847-639-6400 Fax 847-639-1469

Europe sales@coilcraft-europe.com
+44-1236-730595 Fax +44-1236-730627

Hong Kong ellaleung@coilcraft-hk.com
+852-2385-5783 Fax +852-2770-0729

India saras@coilcraft.com.sg
+91-44 4230 7308 / +91-44 4230 7306

Japan mshibuya@coilcraft.co.jp
+81-427-20-5404 Fax +81-427-20-5405

Malaysia stephen_lim@coilcraft.com.sg
+6 04 6586144 Fax +6 04 659 5144

PRC sales@coilcraft.com.cn
+86-021-6218 8074 Fax +86-021-6218 9728

Singapore tchoo@coilcraft.com.sg
+65-6484 8412 Fax +65-6484 8443

Taiwan winson@coilcraft.com.tw
+886-2-2264 3646 Fax +886-2-2270 0294

05/19 1.6M Copyright 2019 Coilcraft, Inc., All rights reserved. FlexRay is a registered trademark of ASML Netherlands.